



**Table Tennis**

**Results Book**

Provided by:

**Atos**

**MEDALLISTS BY EVENT** As of 1 JUL 2023

**AFTER 5 OF 5 EVENTS**

Event Name	Date	Medal	Name	NOC Code
Mixed Doubles	26 JUN 2023	GOLD	QIU Dang MITTELHAM Nina	GER
		SILVER	ECSEKI Nandor Istvan MADARASZ Dora Csilla	HUN
		BRONZE	IONESCU Ovidiu George SZOCS Bernadette Cynt	ROU
Men's Singles	27 JUN 2023	GOLD	LEBRUN Felix	FRA
		SILVER	FREITAS Marcos	POR
		BRONZE	LEBRUN Alexis	FRA
Women's Singles	27 JUN 2023	GOLD	SZOCS Bernadette Cynt	ROU
		SILVER	YANG Xiaoxin	MON
		BRONZE	SAMARA Elizabeta	ROU
Men's Team	1 JUL 2023	GOLD	BOLL Timo FRANZISKA Patrick OVTCHAROV Dimitrij QIU Dang	GER
		SILVER	BERGLUND Simon Alexander KALLBERG Anton Sten Ande KARLSSON Kristian Gunnar MOREGARDH Truls Carl Eric	SWE
		BRONZE	AKKUZU Can GAUZY Simon LEBRUN Alexis LEBRUN Felix	FRA
Women's Team	1 JUL 2023	GOLD	DIACONU Adina Mihaela DRAGOMAN Andreea SAMARA Elizabeta SZOCS Bernadette Cynt	ROU
		SILVER	HAN Ying MITTELHAM Nina SHAN Xiaona WINTER Sabine Jane	GER
		BRONZE	MATOS Ines PINTO Matilde SHAO Jieni YU Fu	POR



## MEDAL STANDINGS As of 1 JUL 2023

### AFTER 5 OF 5 EVENTS

Rank	NOC	Men				Women				Mixed				Total				Rank by Total
		G	S	B	Tot	G	S	B	Tot	G	S	B	Tot	G	S	B	Tot	
1	GER - Germany	1			1		1		1	1			1	2	1		3	=2
2	ROU - Romania					2		1	3			1	1	2		2	4	1
3	FRA - France	1		2	3									1		2	3	=2
4	POR - Portugal		1		1			1	1						1	1	2	4
5	HUN - Hungary									1		1			1		1	=5
5	MON - Monaco						1		1						1		1	=5
5	SWE - Sweden		1		1										1		1	=5
<b>Total:</b>		<b>2</b>	<b>2</b>	<b>2</b>	<b>6</b>	<b>2</b>	<b>2</b>	<b>2</b>	<b>6</b>	<b>1</b>	<b>1</b>	<b>1</b>	<b>3</b>	<b>5</b>	<b>5</b>	<b>5</b>	<b>15</b>	

**Legend:**

= Equal sign indicates that two or more NATs share the same rank by total

Tot Total

**B** Bronze

**G** Gold

**S** Silver

**ENTRY LIST BY EVENT** As of 22 JUN 2023

NOC	Name	Date of Birth	Qualification Pathway	World Ranking
AUT - Austria	GARDOS Robert	16 JAN 1979		(-)
	HABESOHN Daniel	22 JUL 1986		(-)
BEL - Belgium	NUYTINCK Cedric	6 JAN 1993		(-)
	RASSENFOSSE Adrien	27 APR 2003		(-)
CRO - Croatia	GACINA Andrej	21 MAY 1986		(-)
	PUCAR Tomislav	26 JAN 1996		(-)
CZE - Czechia	JANCARIK Lubomir	17 AUG 1987		(-)
	POLANSKY Tomas	16 JUL 1998		(-)
DEN - Denmark	GROTH Jonathan Kjaer	9 NOV 1992		(-)
	LIND Anders Von Lave	14 DEC 1998		(-)
ESP - Spain	CABALLERO CUELLAR Carlos	16 JUL 1997		(-)
	ROBLES MARTINEZ Alvaro	29 APR 1991		(-)
FIN - Finland	NAUMI Alex Wilhelm	27 APR 2001		(-)
	OLAH Benedek Marton	29 MAR 1991		(-)
FRA - France	LEBRUN Alexis	27 AUG 2003		(-)
	LEBRUN Felix	12 SEP 2006		(-)
GBR - Great Britain	DRINKHALL Paul Andrew	16 JAN 1990		(-)
	PITCHFORD Liam Benjamin	12 JUL 1993		(-)
GER - Germany	OVTCHAROV Dimitrij	2 SEP 1988		(-)
	QIU Dang	29 OCT 1996		(-)
GRE - Greece	GIONIS Panagiotis	7 JAN 1980		(-)
	SGOUROPOULOS Ioannis	8 MAY 2000		(-)
HUN - Hungary	MAJOROS Bence	28 JUL 1997		(-)
	SZUDI Adam	29 JAN 1996		(-)
ITA - Italy	BOBOCICA Mihai	8 SEP 1986		(-)
	STOYANOV Niagol	31 MAY 1987		(-)
LUX - Luxembourg	GLOD Eric	16 NOV 1993		(-)

**ENTRY LIST BY EVENT** As of 22 JUN 2023

NOC	Name	Date of Birth	Qualification Pathway	World Ranking
LUX - Luxembourg	MLADENOVIC Luka	26 DEC 1998		(-)
MDA - Republic of Moldova	PUTUNTICA Andrei	24 JAN 1999		(-)
	URSU Vladislav	1 MAR 2001		(-)
NOR - Norway	HAUG Borgar	21 NOV 2002		(-)
POL - Poland	DYJAS Jakub	9 NOV 1995		(-)
	REDZIMSKI Milosz	10 SEP 2006		(-)
POR - Portugal	FERREIRO GERALDO Joao Pedro	29 SEP 1995		(-)
	SOUSA DA SILVA FREI Marcos Andre	8 APR 1988		(-)
ROU - Romania	IONESCU Andrei Eduard	9 NOV 2004		(-)
	IONESCU Ovidiu George	28 JUN 1989		(-)
SLO - Slovenia	JORGIC Darko	30 JUL 1998		(-)
	KOZUL Deni	18 MAR 1997		(-)
SMR - San Marino	MONGIUSTI Mattias	11 NOV 2002		(-)
SRB - Serbia	LEVAJAC Dimitrije	14 AUG 2001		(-)
	PETO Zsolt	30 NOV 1987		(-)
SVK - Slovakia	PISTEJ Lubomir	6 MAR 1984		(-)
	WANG Yang	24 SEP 1994		(-)
SWE - Sweden	KARLSSON Kristian Gunnar	6 AUG 1991		(-)
	MOREGARDH Truls Carl Eric	16 FEB 2002		(-)
TUR - Türkiye	GUNDUZ Ibrahim	18 OCT 1977		(-)
UKR - Ukraine	PRYSHCHEPA Ievgen	31 JUL 1985		(-)
	ZHMUDENKO Yaroslav	24 SEP 1988		(-)

**Note:**  
All Changes are available in INFO.

**Legend:**  
**CQ** Continental Qualification  
**QR** World Ranking  
**WQE** Final World Qualification Event

**HST** Host Country Place  
**Qs** Qualified by Singles

**Qq** Qualified by Team Quota  
**TCP** Tripartite Commission Place



RESULTS

Round 1	NOC Code	Round 2	NOC Code	Round of 32	NOC Code	Round of 16	NOC Code
QIU Dang	GER	QIU D	GER	QIU D	GER	QIU D	GER
Bye							
Bye							
Bye							
PRYSHCHEPA Ievgen	UKR	PRYSHCHEPA I	UKR	DRINKHALL P	GBR	4-0	
Bye							
Bye							
DRINKHALL P	GBR	DRINKHALL P	GBR	4-3			
STOYANOV Niagol	ITA	STOYANOV N	ITA	STOYANOV N	ITA	4-0 (11:8 11:2 11:4 11:7)	
Bye							
Bye							
REDZIMSKI Milosz	POL	REDZIMSKI M	POL	4-2			
Bye							
Bye							
WANG Yang	SVK	WANG Y	SVK	WANG Y	SVK	4-0	
GROTH Jonathan Kjaer	DEN	GROTH J	DEN	GROTH J	DEN		
Bye							
Bye							
PUTUNTICA Andrei	MDA	PUTUNTICA A	MDA	GROTH J	DEN	4-1	
Bye							
Bye							
JANCARIK Lubomir	CZE	JANCARIK L	CZE	4-1			
GIONIS Panagiotis	GRE	GIONIS P	GRE	GIONIS P	GRE	4-3 (6:11 11:9 11:8 6:11 9:11 11:7 11:8)	
Bye							
Bye							
GUNDUZ Ibrahim	TUR	GUNDUZ I	TUR	4-0			
Bye							
Bye							
LEBRUN Alexis	FRA	LEBRUN A	FRA	LEBRUN A	FRA	4-2	



## RESULTS

Round 1	NOC Code	Round 2	NOC Code	Round of 32	NOC Code	Round of 16	NOC Code
KARLSSON K	SWE	KARLSSON K	SWE	KARLSSON K	SWE	KARLSSON K	SWE
Bye							
Bye							
Bye							
SZUDI Adam	HUN	SZUDI A	HUN	RASSENFOSSE A	BEL		
Bye							
Bye							
		RASSENFOSSE A	BEL				
RASSENFOSSE Adrien	BEL						
FREITAS M	POR	FREITAS M	POR	FREITAS M	POR	FREITAS M	POR
Bye							
Bye							
LEVAJAC Dimitrije	SRB	LEVAJAC D	SRB				
Bye							
Bye							
		PUCAR T	CRO	PUCAR T	CRO		
Bye							
Bye							
PUCAR Tomislav	CRO						
GARDOS Robert	AUT	GARDOS R	AUT	GARDOS R	AUT	GARDOS R	AUT
Bye							
Bye							
Bye							
CABALLERO CUELLAR C	ESP	CABALLERO CUELLAR C	ESP	OLAH B	FIN		
Bye							
Bye							
		OLAH B	FIN				
OLAH Benedek Marton	FIN						
IONESCU O	ROU	IONESCU O	ROU	IONESCU O	ROU	JORGIC D	SLO
Bye							
Bye							
		MLADENOVIC L	LUX				
MLADENOVIC Luka	LUX						
Bye							
Bye							
		JORGIC D	SLO	JORGIC D	SLO		
Bye							
Bye							
		JORGIC D	SLO				
JORGIC Darko	SLO						

FREITAS M POR  
**4-3** (7:11 6:11 13:11  
11:6 5:11 11:8 11:9)

GARDOS R AUT  
**4-1**

JORGIC D SLO  
**4-2** (11:2 11:9 12:14  
10:12 11:7 12:10)



RESULTS

Round 1	NOC Code	Round 2	NOC Code	Round of 32	NOC Code	Round of 16	NOC Code
OVTCHAROV Dimitrij	GER	OVTCHAROV D	GER	OVTCHAROV D	GER	OVTCHAROV D	GER
Bye							
Bye							
Bye							
HAUG Borgar	NOR	HAUG B	NOR	HAUG B	NOR		
Bye							
Bye							
MAJOROS Bence	HUN	MAJOROS B	HUN				
IONESCU A	ROU	IONESCU A	ROU				
Bye							
MONGIUSTI Mattias	SMR	PETO Z	SRB				
Bye							
PETO Zsolt	SRB						
Bye							
Bye							
Bye							
ROBLES MARTINEZ A	ESP	ROBLES MARTINEZ A	ESP				
LIND Anders Von Lave	DEN	LIND A	DEN				
Bye							
Bye							
Bye							
POLANSKY Tomas	CZE	POLANSKY T	CZE				
Bye							
Bye							
ZHMUDENKO Yaroslav	UKR	ZHMUDENKO Y	UKR				
BOBOCICA Mihai	ITA	BOBOCICA M	ITA				
Bye							
Bye							
URSU Vladislav	MDA	URSU V	MDA				
Bye							
Bye							
Bye							
LEBRUN Felix	FRA	LEBRUN F	FRA				

4-0	IONESCU A	ROU	4-2 (7:11 7:11 14:12 11:7 12:10 11:5)
4-1	IONESCU A	ROU	
4-2	LIND A	DEN	
4-3	ZHMUDENKO Y	UKR	
4-1	LEBRUN F	FRA	4-2 (13:11 12:10 6:11 11:7 12:14 11:5)
4-0	LEBRUN F	FRA	





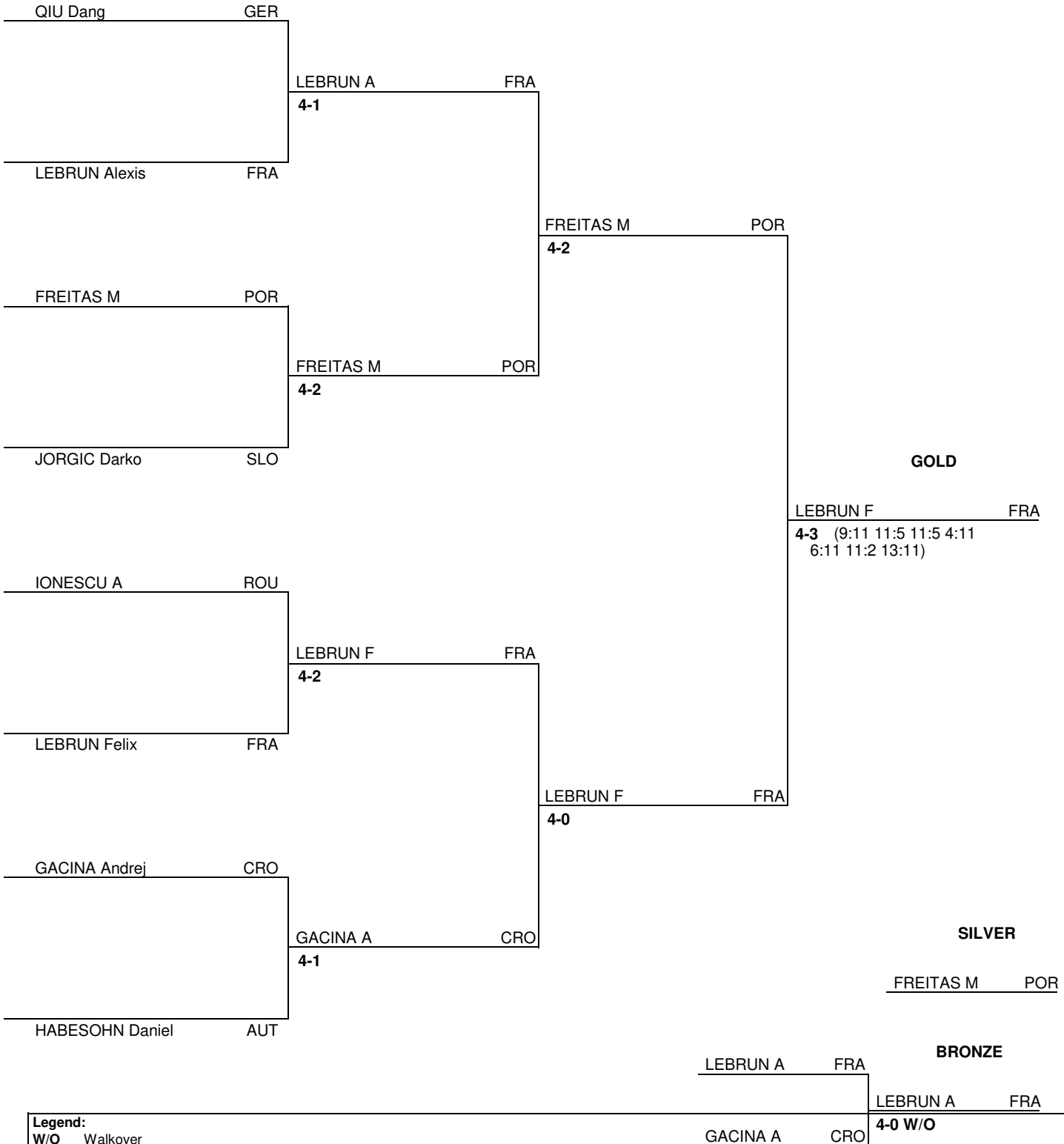
## RESULTS

Round 1	NOC Code	Round 2	NOC Code	Round of 32	NOC Code	Round of 16	NOC Code
GACINA Andrej	CRO						
		GACINA A	CRO				
Bye				GACINA A	CRO		
Bye							
Bye						GACINA A	CRO
DYJAS Jakub	POL	DYJAS J	POL			4-2	
Bye				KOZUL D	SLO		
Bye							
		KOZUL D	SLO	4-3			
KOZUL Deni	SLO						GACINA A CRO
NUYTINCK Cedric	BEL	NUYTINCK C	BEL				4-1 (10:12 11:8 11:4 11:9 11:6)
Bye				NUYTINCK C	BEL		
Bye							
		GLOD E	LUX	4-0			
GLOD Eric	LUX					NUYTINCK C	BEL
Bye							
						4-3	
Bye				FERREIRO GERALDO J	POR		
Bye							
		FERREIRO GERALDO J	POR				
FERREIRO GERALDO J	POR	PITCHFORD L	GBR				
PITCHFORD L	GBR						
Bye				PITCHFORD L	GBR		
Bye							
Bye						HABESOHN D	AUT
SGOUROPOULOS Ioannis	GRE	SGOUROPOULOS	GRE			4-3	
Bye				HABESOHN D	AUT		
Bye							
		HABESOHN D	AUT	4-1			
HABESOHN Daniel	AUT						HABESOHN D AUT
PISTEJ Lubomir	SVK	PISTEJ L	SVK				4-3 (11:6 6:11 12:10 12:10 11:13 3:11 11:7)
Bye				PISTEJ L	SVK		
Bye							
		NAUMI A	FIN	4-0			
NAUMI Alex Wilhelm	FIN					MOREGARDH T	SWE
Bye							
						4-0	
Bye							
Bye				MOREGARDH T	SWE		
		MOREGARDH T	SWE				
MOREGARDH T	SWE						



RESULTS

Quarterfinals	NOC Code	Semifinals	NOC Code	Gold Medal Match	NOC Code
---------------	----------	------------	----------	------------------	----------



**Legend:**  
W/O Walkover



## MATCH RESULTS

MONGIUSTI Mattias (SMR) 1-4 PETO Zsolt (SRB)

Game Summary		Match	Game 1	Game 2	Game 3	Game 4	Game 5	Game 6	Game 7
MONGIUSTI Mattias	SMR	1	5	9	11	2	6		
PETO Zsolt	SRB	4	11	11	5	11	11		
Duration		29min	6min	6min	5min	3min	6min		

Match No.: MS1

Table: 1

Umpires: GEIGER Christoph (GER)

KIVIMAKI Joonas (FIN)

Player Statistics	MONGIUSTI Mattias (SMR)							Match	PETO Zsolt (SRB)							Match	
	Game								Game								
	1	2	3	4	5	6	7		1	2	3	4	5	6	7		
Points Won	5	9	11	2	6			33	11	11	5	11	11				49
Biggest lead	1	2	6	-	1			6	7	3	-	9	6				9
Points won on own serve	3	2	7	0	4			16	6	3	4	4	7				24
Points lost on own serve	5	8	1	7	4			25	2	7	4	2	2				17
Most consecutive points won	2	3	3	1	2			3	5	3	3	7	7				7
Greatest deficit overcome	-	-	-	-	-			-	1	2	-	-	1				2
Handedness/Grip	Right/Shakehand								Left/Shakehand								

Game/Match Statistics	Game							Match
	1	2	3	4	5	6	7	
Longest Rally (strokes)	0	0	0	0	0			0
Average Rally	0	0	0	0	0			0

## Game Progress

1	MONGIUSTI Mattias (SMR)	0	1	1	*1	1	1	1	*2	3	3	3	*3	3	3	4	*5	5			
	PETO Zsolt (SRB)	*0	0	1	2	3	*4	5	5	5	*6	7	8	9	*10	10	10	11			
2	MONGIUSTI Mattias (SMR)	0	1	2	*2	2	2	3	*3	3	3	4	*5	5	5	6	*6	7	8	9	*9
	PETO Zsolt (SRB)	*0	0	0	1	2	*3	3	4	5	*6	6	6	7	*8	8	9	9	*9	9	10
2	MONGIUSTI Mattias (SMR)	9																			
	PETO Zsolt (SRB)	11																			
3	MONGIUSTI Mattias (SMR)	0	1	2	*3	3	3	3	*4	5	5	6	*7	8	8	9	*10	11			
	PETO Zsolt (SRB)	*0	0	0	0	1	*2	3	3	3	*4	4	4	4	*5	5	5	5			
4	MONGIUSTI Mattias (SMR)	*0	0	0	0	1	*1	1	1	1	*1	1	1	2	2						
	PETO Zsolt (SRB)	0	1	2	*3	3	4	5	*6	7	8	9	*10	10	11						
5	MONGIUSTI Mattias (SMR)	0	1	1	*1	1	1	1	*1	1	2	2	*3	4	4	4	*5	6	6		
	PETO Zsolt (SRB)	*0	0	1	2	3	*4	5	6	7	*7	8	8	8	*9	10	10	10	11		

## Legend:

\*\* Server.

MS Men's Singles



### MATCH RESULTS

PRYSHCHEPA Ievgen (UKR) 3-4 DRINKHALL Paul Andrew (GBR)

Game Summary		Match	Game 1	Game 2	Game 3	Game 4	Game 5	Game 6	Game 7
PRYSHCHEPA Ievgen	UKR	3	11	11	7	7	11	6	10
DRINKHALL Paul Andrew	GBR	4	9	9	11	11	9	11	12
Duration		1h 06min	10min	8min	8min	8min	11min	5min	12min

Match No.: MS2

Table: 1

Umpires: BERGFELDT Rebecca Eva Wic (SWE) MILINSKI Maciej Zbigniew (POL)

Player Statistics	PRYSHCHEPA Ievgen (UKR)								DRINKHALL Paul Andrew (GBR)							
	Game							Match	Game							Match
	1	2	3	4	5	6	7		1	2	3	4	5	6	7	
Points Won	11	11	7	7	11	6	10	63	9	9	11	11	9	11	12	72
Biggest lead	4	2	2	-	2	-	4	4	1	2	4	5	3	7	2	7
Points won on own serve	5	6	1	5	5	2	4	28	4	5	4	6	4	4	5	32
Points lost on own serve	5	4	7	5	5	7	7	40	6	5	6	2	6	4	6	35
Most consecutive points won	4	4	3	4	3	3	4	4	4	2	5	4	5	4	6	6
Greatest deficit overcome	1	2	-	-	3	-	-	3	-	-	2	-	-	-	4	4
Handedness/Grip	Right/Shakehand								Right/Shakehand							

Game/Match Statistics	Game							Match
	1	2	3	4	5	6	7	
Longest Rally (strokes)	0	0	0	0	0	0	0	0
Average Rally	0	0	0	0	0	0	0	0

#### Game Progress

1	PRYSHCHEPA Ievgen (UKR)	0	1	1	*2	3	4	5	*5	6	6	6	*6	6	7	7	*7	8	9	10	*10	
	DRINKHALL Paul A. (GBR)	*0	0	1	1	1	*1	1	2	2	*3	4	5	6	*6	7	8	8	*8	8	9	
1	PRYSHCHEPA Ievgen (UKR)	11																				
	DRINKHALL Paul A. (GBR)	9																				
2	PRYSHCHEPA Ievgen (UKR)	*0	0	1	1	1	*2	2	3	4	*5	5	6	6	*6	7	7	7	*8	9	10	
	DRINKHALL Paul A. (GBR)	0	1	1	*2	3	3	4	*4	4	4	5	*5	6	7	7	*8	9	9	9	*9	
2	PRYSHCHEPA Ievgen (UKR)	11																				
	DRINKHALL Paul A. (GBR)	9																				
3	PRYSHCHEPA Ievgen (UKR)	0	1	2	*2	2	2	2	*2	3	4	5	*5	5	5	6	*6	6	7	7		
	DRINKHALL Paul A. (GBR)	*0	0	0	1	2	*3	4	5	5	*5	5	6	7	*8	8	9	10	*10	11		
4	PRYSHCHEPA Ievgen (UKR)	*0	0	0	0	0	*1	1	1	2	*3	4	5	5	*6	6	6	6	*7	7		
	DRINKHALL Paul A. (GBR)	0	1	2	*3	4	4	5	*6	6	6	6	*6	7	7	8	*9	10	10	11		
5	PRYSHCHEPA Ievgen (UKR)	0	1	2	*2	2	2	2	*2	3	4	5	*5	6	6	7	*8	9	9	10	*10	
	DRINKHALL Paul A. (GBR)	*0	0	0	1	2	*3	4	5	5	*5	5	6	6	*7	7	7	7	*8	8	9	
5	PRYSHCHEPA Ievgen (UKR)	11																				
	DRINKHALL Paul A. (GBR)	9																				
6	PRYSHCHEPA Ievgen (UKR)	*0	0	0	0	1	*1	1	1	1	*2	2	3	3	*3	4	5	6	6	6		
	DRINKHALL Paul A. (GBR)	0	1	2	*3	3	4	5	*6	7	7	8	*8	9	10	10	*10	10	10	11		



### MATCH RESULTS

**Game Progress**

7	PRYSHCHEPA Ievgen (UKR)	0	0	1	*1	2	3	4	*5	5	6	6	*6	6	7	8	*9	10	10	10	*10
	<b>DRINKHALL Paul A. (GBR)</b>	*0	1	1	2	2	*2	2	2	3	*3	4	5	6	*6	6	6	6	*7	8	9
7	PRYSHCHEPA Ievgen (UKR)	10	10	<b>10</b>																	
	<b>DRINKHALL Paul A. (GBR)</b>	10	*11	<b>12</b>																	

<b>Legend:</b>	** Server.	<b>MS</b> Men's Singles
----------------	------------	-------------------------



## MATCH RESULTS

## STOYANOV Niagol (ITA) 4-2 REDZIMSKI Milosz (POL)

Game Summary		Match	Game 1	Game 2	Game 3	Game 4	Game 5	Game 6	Game 7
STOYANOV Niagol	ITA	4	11	11	8	11	6	11	
REDZIMSKI Milosz	POL	2	9	6	11	8	11	5	
Duration		52min	10min	6min	9min	8min	6min	8min	

Match No.: MS3

Table: 3

Umpires: KLECKER Roman (CZE)

OTEO FERNANDEZ Fernando (ESP)

Player Statistics	STOYANOV Niagol (ITA)							Match	REDZIMSKI Milosz (POL)							Match
	Game								Game							
	1	2	3	4	5	6	7		1	2	3	4	5	6	7	
Points Won	11	11	8	11	6	11		58	9	6	11	8	11	5		50
Biggest lead	4	5	3	3	1	6		6	-	1	3	3	7	1		7
Points won on own serve	7	6	4	6	3	5		31	6	3	6	4	6	2		27
Points lost on own serve	3	3	5	4	5	3		23	4	5	4	5	3	6		27
Most consecutive points won	4	3	3	4	3	5		5	4	2	5	3	5	2		5
Greatest deficit overcome	-	1	-	3	-	1		3	-	-	3	-	1	-		3
Handedness/Grip	Right/Penholder								Right/Shakehand							

Game/Match Statistics	Game							Match
	1	2	3	4	5	6	7	
Longest Rally (strokes)	0	0	0	0	0	0		0
Average Rally	0	0	0	0	0	0		0

## Game Progress

1	STOYANOV Niagol (ITA)	0	1	1	*2	3	4	5	*5	5	5	5	*6	7	8	8	*9	9	9	*10
	REDZIMSKI Milosz (POL)	*0	0	1	1	1	*1	1	2	3	*4	5	5	5	*5	6	6	7	*8	9
1	STOYANOV Niagol (ITA)	11																		
	REDZIMSKI Milosz (POL)	9																		
2	STOYANOV Niagol (ITA)	*0	1	1	2	2	*2	3	4	5	*5	6	6	7	*8	9	9	10	11	
	REDZIMSKI Milosz (POL)	0	0	1	*1	2	3	3	*3	3	4	4	*5	5	5	5	*6	6	6	
3	STOYANOV Niagol (ITA)	0	1	1	*1	2	2	3	*4	5	5	6	*7	7	7	7	*7	7	8	8
	REDZIMSKI Milosz (POL)	*0	0	1	2	2	*3	3	3	3	*4	4	4	5	*6	7	8	9	*9	10
4	STOYANOV Niagol (ITA)	*0	0	0	0	1	*2	3	4	4	*5	5	5	6	*6	7	8	8	*9	10
	REDZIMSKI Milosz (POL)	0	1	2	*3	3	3	3	*3	4	4	5	*6	6	7	7	*7	8	8	8
5	STOYANOV Niagol (ITA)	0	1	1	*1	1	2	2	*2	3	3	3	*3	3	3	4	*5	6	6	
	REDZIMSKI Milosz (POL)	*0	0	1	2	3	*3	4	5	5	*6	7	8	9	*10	10	10	10	11	
6	STOYANOV Niagol (ITA)	*0	0	1	1	2	*3	4	5	6	*6	7	8	8	*8	9	10	11		
	REDZIMSKI Milosz (POL)	0	1	1	*2	2	2	2	*2	2	3	3	*3	4	5	5	*5	5		

## Legend:

\*\*\* Server.

MS Men's Singles



## MATCH RESULTS

PUTUNTICA Andrei (MDA) 1-4 JANCARIK Lubomir (CZE)

Game Summary		Match	Game 1	Game 2	Game 3	Game 4	Game 5	Game 6	Game 7
PUTUNTICA Andrei	MDA	1	2	12	1	11	7		
JANCARIK Lubomir	CZE	4	11	10	11	13	11		
Duration		40min	6min	10min	4min	10min	7min		

Match No.: MS4 Table: 2

Umpires: PIERRET Pol (LUX)

BOGREN Ingrid Christin (SWE)

Player Statistics	PUTUNTICA Andrei (MDA)							Match	JANCARIK Lubomir (CZE)							Match	
	Game								Game								
	1	2	3	4	5	6	7		1	2	3	4	5	6	7		
Points Won	2	12	1	11	7			33	11	10	11	13	11				56
Biggest lead	-	2	-	1	1			2	9	5	10	4	5				10
Points won on own serve	1	5	0	6	6			18	5	4	5	7	7				28
Points lost on own serve	6	6	6	6	4			28	1	7	1	5	1				15
Most consecutive points won	1	6	1	5	3			6	6	4	6	3	4				6
Greatest deficit overcome	-	5	-	-	-			5	-	-	-	1	1				1
Handedness/Grip	Left/Shakehand								Right/Shakehand								

Game/Match Statistics	Game							Match
	1	2	3	4	5	6	7	
Longest Rally (strokes)	0	0	0	0	0			0
Average Rally	0	0	0	0	0			0

## Game Progress

1	PUTUNTICA Andrei (MDA)	*0	0	1	1	1	*1	1	2	2	*2	2	2	2	2						
	JANCARIK Lubomir (CZE)	0	1	1	*2	3	4	5	*5	6	7	8	*9	10	11						
2	PUTUNTICA Andrei (MDA)	0	1	1	*1	1	2	2	*2	2	2	3	*3	4	4	5	*6	6	7	8	*9
	JANCARIK Lubomir (CZE)	*0	0	1	2	3	*3	4	5	6	*7	7	8	8	*9	9	9	10	*10	10	10
2	PUTUNTICA Andrei (MDA)	10	11	12																	
	JANCARIK Lubomir (CZE)	10	*10	10																	
3	PUTUNTICA Andrei (MDA)	*0	0	0	0	0	*0	0	1	1	*1	1	1	1							
	JANCARIK Lubomir (CZE)	0	1	2	*3	4	5	6	*6	7	8	9	*10	11							
4	PUTUNTICA Andrei (MDA)	0	0	1	*1	1	1	2	*3	3	4	4	*5	5	5	5	*6	7	8	9	*10
	JANCARIK Lubomir (CZE)	*0	1	1	2	3	*4	4	4	5	*5	6	6	7	*8	9	9	9	*9	9	9
4	PUTUNTICA Andrei (MDA)	10	10	*11	11	11															
	JANCARIK Lubomir (CZE)	10	*11	11	*12	13															
5	PUTUNTICA Andrei (MDA)	*0	1	1	1	1	*2	2	2	2	*2	3	3	4	*5	6	6	6	*7	7	
	JANCARIK Lubomir (CZE)	0	0	1	*2	3	3	4	*5	6	7	7	*8	8	8	8	*9	10	10	11	

## Legend:

\*\* Server.

MS Men's Singles



## MATCH RESULTS

GIONIS Panagiotis (GRE) 4-0 GUNDUZ Ibrahim (TUR)

Game Summary		Match	Game 1	Game 2	Game 3	Game 4	Game 5	Game 6	Game 7
GIONIS Panagiotis	GRE	4	11	11	11	11			
GUNDUZ Ibrahim	TUR	0	5	3	6	4			
Duration		21min	6min	4min	5min	3min			

Match No.: MS12 Table: 2

Umpires: JUTLE Harmesh (GBR)

ARAUJO Celeste (POR)

Player Statistics	GIONIS Panagiotis (GRE)								Match	GUNDUZ Ibrahim (TUR)								Match
	Game							Match		Game							Match	
	1	2	3	4	5	6	7			1	2	3	4	5	6	7		
Points Won	11	11	11	11					44	5	3	6	4					18
Biggest lead	6	8	6	7					8	-	-	-	1					1
Points won on own serve	5	4	5	6					20	2	1	2	3					8
Points lost on own serve	3	2	4	1					10	6	7	6	5					24
Most consecutive points won	4	7	5	5					7	3	2	2	2					3
Greatest deficit overcome	-	-	-	1					1	-	-	-	-					-
Handedness/Grip	Right/Shakehand									Left/Shakehand								

Game/Match Statistics	Game							Match
	1	2	3	4	5	6	7	
Longest Rally (strokes)	0	0	0	0				0
Average Rally	0	0	0	0				0

## Game Progress

1	GIONIS Panagiotis (GRE)	*0	1	2	3	4	*4	5	6	6	*6	6	7	8	*9	10	10	11	
	GUNDUZ Ibrahim (TUR)	0	0	0	*0	0	1	1	*1	2	3	4	*4	4	4	4	*5	5	
2	GIONIS Panagiotis (GRE)	0	1	2	*3	4	5	6	*7	7	7	8	*8	9	10	11			
	GUNDUZ Ibrahim (TUR)	*0	0	0	0	0	*0	0	0	1	*2	2	3	3	*3	3		3	
3	GIONIS Panagiotis (GRE)	*0	1	1	2	3	*4	5	6	6	*6	7	8	9	*9	9	10	10	11
	GUNDUZ Ibrahim (TUR)	0	0	1	*1	1	1	1	*1	2	3	3	*3	3	4	5	*5	6	6
4	GIONIS Panagiotis (GRE)	0	0	1	*2	3	4	4	*5	6	7	8	*9	9	9	10	11		
	GUNDUZ Ibrahim (TUR)	*0	1	1	1	1	*1	2	2	2	*2	2	2	3	*4	4	4		

## Legend:

\*\* Server.

MS Men's Singles





## MATCH RESULTS

SZUDI Adam (HUN) 3-4 RASSENFOSSE Adrien(BEL)

Game Summary		Match	Game 1	Game 2	Game 3	Game 4	Game 5	Game 6	Game 7
SZUDI Adam	HUN	3	7	13	7	11	12	8	7
RASSENFOSSE Adrien	BEL	4	11	11	11	9	10	11	11
Duration		42min	5min	7min	5min	7min	7min	5min	8min

Match No.: MS6

Table: 1

Umpires: SVEILE Sanita (LAT)

KLECKER Roman (CZE)

Player Statistics	SZUDI Adam (HUN)								RASSENFOSSE Adrien (BEL)							
	Game							Match	Game							Match
	1	2	3	4	5	6	7		1	2	3	4	5	6	7	
Points Won	8	12	7	11	12	9	7	66	10	12	12	9	10	4	11	68
Biggest lead	1	1	-	3	3	-	1	3	5	2	5	2	2	7	4	7
Points won on own serve	3	7	2	5	7	5	3	32	5	7	6	4	6	3	6	37
Points lost on own serve	5	5	6	5	4	1	5	31	5	5	5	6	5	4	4	34
Most consecutive points won	2	3	3	4	4	6	2	6	3	3	6	4	5	1	3	6
Greatest deficit overcome	-	2	-	2	2	-	-	2	1	-	-	-	-	-	1	1
Handedness/Grip	Right/Shakehand								Right/Shakehand							

Game/Match Statistics	Game							Match
	1	2	3	4	5	6	7	
Longest Rally (strokes)	0	0	0	0	0	0	0	0
Average Rally	0	0	0	0	0	0	0	0

## Game Progress

1	SZUDI Adam (HUN)	0	0	1	*1	2	3	2	*2	2	3	3	*4	4	4	5	*5	6	7	7	
	RASSENFOSSE Adri. (BEL)	*0	1	1	2	2	*2	4	5	6	*6	7	7	8	*9	9	10	10	*10	11	
2	SZUDI Adam (HUN)	*0	1	1	2	2	*3	3	4	4	*5	5	5	5	*6	6	7	7	*8	9	9
	RASSENFOSSE Adri. (BEL)	0	0	1	*1	2	2	3	*3	4	4	5	*6	7	7	8	*8	9	9	9	*10
2	SZUDI Adam (HUN)	10	*10	11	*11	11															
	RASSENFOSSE Adri. (BEL)	10	11	*11	12	13															
3	SZUDI Adam (HUN)	0	0	1	*1	1	1	1	*1	2	3	4	*4	4	4	5	*5	6	7	7	
	RASSENFOSSE Adri. (BEL)	*0	1	1	2	3	*4	4	5	6	6	*6	6	7	8	*9	9	10	10	*10	11
4	SZUDI Adam (HUN)	*0	0	0	1	1	*2	3	3	4	*5	6	7	7	*7	7	7	8	*8	10	10
	RASSENFOSSE Adri. (BEL)	0	1	2	*2	3	3	3	*4	4	4	4	*4	5	6	7	*8	8	9	8	*9
4	SZUDI Adam (HUN)	11																			
	RASSENFOSSE Adri. (BEL)	9																			
5	SZUDI Adam (HUN)	0	0	1	*2	3	4	3	*3	4	5	5	*5	5	6	6	*7	8	8	9	*9
	RASSENFOSSE Adri. (BEL)	*0	1	1	1	1	*1	3	4	4	*4	5	6	7	*7	8	8	8	*9	9	10
5	SZUDI Adam (HUN)	10	11	12																	
	RASSENFOSSE Adri. (BEL)	10	*10	10																	
6	SZUDI Adam (HUN)	0	0	1	*2	3	4	5	*6	6	7	7	*8	9	9	8					
	RASSENFOSSE Adri. (BEL)	*0	7	7	7	7	*7	7	7	8	*8	9	9	9	9	11					



HUTNIK ARENA

FRI  
23 JUN 2023  
16:30

TABLE TENNIS

MEN'S SINGLES

ROUND 2



### MATCH RESULTS

**Game Progress**

7	SZUDI Adam (HUN)	0	1	1	*1	2	3	3	*3	4	4	5	*5	5	5	6	*6	7	7	7
	RASSENFOSSE Adri. (BEL)	*0	0	1	2	2	*2	3	4	4	*5	5	6	7	*8	8	9	9	*10	11

**Legend:**

\*\* Server.

**MS** Men's Singles



## MATCH RESULTS

SOUSA DA SILVA FREI Marcos Andre (POR) 4-0 LEVAJAC Dimitrije (SRB)

Game Summary		Match	Game 1	Game 2	Game 3	Game 4	Game 5	Game 6	Game 7
SOUSA DA SILVA FREI Marcos An	POR	4	11	11	11	11			
LEVAJAC Dimitrije	SRB	0	9	7	3	8			
Duration		31min	7min	5min	4min	7min			

Match No.: MS14 Table: 1

Umpires: MEŽEK Gregor (SLO)

BERGFELDT Rebecca Eva Wic (SWE)

Player Statistics	SOUSA DA SILVA FREI Marcos Andre (POR)								LEVAJAC Dimitrije (SRB)								
	Game							Match	Game							Match	
	1	2	3	4	5	6	7		1	2	3	4	5	6	7		
Points Won	13	11	11	11				46	7	7	3	8					25
Biggest lead	3	5	8	4				8	4	1	-	1					4
Points won on own serve	7	6	8	5				26	4	5	3	4					16
Points lost on own serve	3	2	0	4				9	6	5	3	6					20
Most consecutive points won	5	4	7	3				7	2	2	2	2					2
Greatest deficit overcome	4	1	-	1				4	-	-	-	-					-
Handedness/Grip	/Shakehand								Right/Shakehand								

Game/Match Statistics	Game							Match
	1	2	3	4	5	6	7	
Longest Rally (strokes)	0	0	0	0				0
Average Rally	0	0	0	0				0

## Game Progress

1	SOUSA DA SILVA F. (POR)	*0	1	0	0	1	*0	1	2	3	*4	5	5	5	*6	6	6	*7	8	*9	10
	LEVAJAC Dimitrije (SRB)	0	0	1	*2	2	4	4	*4	4	4	4	*5	6	6	7	*8	8	*8	8	*8
1	SOUSA DA SILVA F. (POR)	11																			
	LEVAJAC Dimitrije (SRB)	8																			
2	SOUSA DA SILVA F. (POR)	0	0	1	*2	3	3	4	*5	6	7	7	*8	8	8	9	*10	10	10	10	11
	LEVAJAC Dimitrije (SRB)	*0	1	1	1	1	*2	2	2	2	*2	3	3	4	*5	5	5	6	*7	7	
3	SOUSA DA SILVA F. (POR)	*0	1	2	2	2	*3	4	4	5	*6	7	8	9	*10	11					
	LEVAJAC Dimitrije (SRB)	0	0	0	*1	2	2	2	*3	3	3	3	*3	3	3	3					
4	SOUSA DA SILVA F. (POR)	0	0	1	*2	2	3	4	*5	5	6	6	*7	7	8	9	*9	10	10	10	11
	LEVAJAC Dimitrije (SRB)	*0	1	1	1	2	*2	2	2	3	*3	4	4	5	*5	5	6	6	*7	8	8

## Legend:

\*\* Server.

MS Men's Singles



## MATCH RESULTS

CABALLERO CUELLAR Carlos (ESP) 1-4 OLAH Benedek Marton (FIN)

Game Summary		Match	Game 1	Game 2	Game 3	Game 4	Game 5	Game 6	Game 7
CABALLERO CUELLAR Carlos	ESP	1	6	12	6	9	2		
OLAH Benedek Marton	FIN	4	11	10	11	11	11		
Duration		37min	8min	7min	5min	8min	5min		

Match No.: MS8

Table: 2

Umpires: HRISTOV Tsvetozar (BUL)

ZLEZARCZYK Rafal (POL)

Player Statistics	CABALLERO CUELLAR Carlos (ESP)							Match	OLAH Benedek Marton (FIN)							Match	
	Game								Game								
	1	2	3	4	5	6	7		1	2	3	4	5	6	7		
Points Won	6	12	6	9	2			35	11	10	11	11	11				54
Biggest lead	-	4	2	2	-			4	5	2	5	2	9				9
Points won on own serve	5	6	3	8	2			24	8	5	6	9	7				35
Points lost on own serve	3	5	5	2	4			19	1	6	3	1	0				11
Most consecutive points won	2	5	2	2	1			5	3	3	6	3	6				6
Greatest deficit overcome	-	2	-	-	-			2	-	-	2	2	-				2
Handedness/Grip	Right/Shakehand								/Shakehand								

Game/Match Statistics	Game							Match
	1	2	3	4	5	6	7	
Longest Rally (strokes)	0	0	0	0	0			0
Average Rally	0	0	0	0	0			0

## Game Progress

1	CABALLERO CUELL. (ESP)	0	0	0	*0	1	1	1	*1	2	3	3	*4	5	5	5	*5	6	6		
	OLAH Benedek Marton (FIN)	*0	1	2	3	3	*4	5	6	6	*6	7	7	7	*8	9	10	10	11		
2	CABALLERO CUELL. (ESP)	*0	0	1	1	1	*2	3	3	4	*5	6	7	8	*8	8	8	9	*9	9	10
	OLAH Benedek Marton (FIN)	0	1	1	*2	3	3	3	*4	4	4	*4	4	5	6	*7	7	8	9	*9	
2	CABALLERO CUELL. (ESP)	10	*11	12																	
	OLAH Benedek Marton (FIN)	10	10	10																	
3	CABALLERO CUELL. (ESP)	0	1	2	*2	3	3	4	*4	5	5	5	*5	5	5	5	*6	6	6		
	OLAH Benedek Marton (FIN)	*0	0	0	1	1	*2	2	3	3	*4	5	6	7	*8	9	9	10	11		
4	CABALLERO CUELL. (ESP)	*0	1	2	2	2	*3	4	4	4	*4	5	5	6	*6	7	7	7	*8	9	9
	OLAH Benedek Marton (FIN)	0	0	0	*1	2	2	2	*3	4	5	5	*6	6	7	7	*8	9	9	9	*10
4	CABALLERO CUELL. (ESP)	9																			
	OLAH Benedek Marton (FIN)	11																			
5	CABALLERO CUELL. (ESP)	0	0	0	*0	0	0	0	*1	1	1	1	*1	2	2						
	OLAH Benedek Marton (FIN)	*0	1	2	3	4	*5	6	6	7	*8	9	10	10	11						

## Legend:

\*\* Server.

MS Men's Singles



## MATCH RESULTS

IONESCU Ovidiu George (ROU) 4-0 MLADENOVIC Luka (LUX)

Game Summary		Match	Game 1	Game 2	Game 3	Game 4	Game 5	Game 6	Game 7
IONESCU Ovidiu George	ROU	4	11	11	11	11			
MLADENOVIC Luka	LUX	0	1	6	9	6			
Duration		20min	3min	6min	5min	4min			

Match No.: MS9

Table: 4

Umpires: GEIGER Christoph (GER)

KIVIMAKI Joonas (FIN)

Player Statistics	IONESCU Ovidiu George (ROU)								MLADENOVIC Luka (LUX)							
	Game							Match	Game							Match
	1	2	3	4	5	6	7		1	2	3	4	5	6	7	
Points Won	11	11	11	11				44	1	6	9	6				22
Biggest lead	10	5	2	5				10	-	-	2	1				2
Points won on own serve	5	8	7	5				25	0	5	6	2				13
Points lost on own serve	1	1	3	4				9	6	3	4	6				19
Most consecutive points won	7	3	3	4				7	1	2	2	3				3
Greatest deficit overcome	-	-	2	1				2	-	-	-	-				-
Handedness/Grip	/Shakehand								/Shakehand							

Game/Match Statistics	Game							Match
	1	2	3	4	5	6	7	
Longest Rally (strokes)	0	0	0	0				0
Average Rally	0	0	0	0				0

## Game Progress

1	IONESCU Ovidiu Ge. (ROU)	0	1	2	*3	4	5	6	*7	7	8	9	*10	11							
	MLADENOVIC Luka (LUX)	*0	0	0	0	0	*0	0	0	1	*1	1	1	1							
2	IONESCU Ovidiu Ge. (ROU)	*0	1	2	3	3	*4	5	5	5	*6	7	8	8	*8	9	9	10	11		
	MLADENOVIC Luka (LUX)	0	0	0	*0	1	1	1	*2	3	3	3	*3	4	5	5	*6	6	6		
3	IONESCU Ovidiu Ge. (ROU)	0	1	1	*1	2	2	3	*3	4	5	5	*5	6	6	6	*7	8	9	9	*10
	MLADENOVIC Luka (LUX)	*0	0	1	2	2	*3	3	4	4	*4	5	6	6	*7	8	8	8	*8	9	9
3	IONESCU Ovidiu Ge. (ROU)	11																			
	MLADENOVIC Luka (LUX)	9																			
4	IONESCU Ovidiu Ge. (ROU)	*0	1	1	1	2	*3	4	5	5	*5	5	6	7	*7	8	9	10	11		
	MLADENOVIC Luka (LUX)	0	0	1	*2	2	2	2	*2	3	4	5	*5	5	6	6	*6	6	6		

## Legend:

\*\* Server.

MS Men's Singles



## MATCH RESULTS

## HAUG Borgar (NOR) 4-2 MAJOROS Bence (HUN)

Game Summary		Match	Game 1	Game 2	Game 3	Game 4	Game 5	Game 6	Game 7
HAUG Borgar	NOR	4	11	11	7	11	10	11	
MAJOROS Bence	HUN	2	8	7	11	6	12	3	
Duration		46min	6min	5min	5min	5min	9min	5min	

Match No.: MS10 Table: 1

Umpires: MILINSKI Maciej Zbigniew (POL)

MEŽEK Gregor (SLO)

Player Statistics	HAUG Borgar (NOR)							Match	MAJOROS Bence (HUN)							Match
	Game								Game							
	1	2	3	4	5	6	7		1	2	3	4	5	6	7	
Points Won	11	11	7	11	7	11		58	8	7	11	6	13	3		48
Biggest lead	5	4	2	7	2	8		8	-	1	4	-	2	-		4
Points won on own serve	6	6	3	6	4	8		33	5	3	6	3	8	3		28
Points lost on own serve	3	4	5	3	5	0		20	5	5	4	5	3	3		25
Most consecutive points won	3	5	3	4	2	6		6	3	5	5	2	4	2		5
Greatest deficit overcome	-	1	-	-	-	-		1	-	-	2	-	2	-		2
Handedness/Grip	Left/Shakehand								Right/Shakehand							

Game/Match Statistics	Game							Match
	1	2	3	4	5	6	7	
Longest Rally (strokes)	0	0	0	0	0	0		0
Average Rally	0	0	0	0	0	0		0

## Game Progress

1	HAUG Borgar (NOR)	0	1	2	*3	3	3	4	*5	6	6	7	*7	8	8	9	*10	10	10	10	11
	MAJOROS Bence (HUN)	*0	0	0	0	1	*2	2	2	2	*3	3	4	4	*5	5	5	6	*7	8	8
2	HAUG Borgar (NOR)	*0	1	2	3	4	*4	4	4	4	*4	5	5	6	*6	7	8	9	*10	11	
	MAJOROS Bence (HUN)	0	0	0	*0	0	1	2	*3	4	5	5	*6	6	7	7	*7	7	7	7	
3	HAUG Borgar (NOR)	0	0	1	*2	3	3	4	*4	4	5	5	*6	6	7	7	*7	7	7	7	7
	MAJOROS Bence (HUN)	*0	1	1	1	1	*2	2	3	4	*4	5	5	6	*6	7	8	9	*10	11	
4	HAUG Borgar (NOR)	*0	1	2	3	4	*4	5	6	7	*8	8	8	9	*9	10	10	10	11		
	MAJOROS Bence (HUN)	0	0	0	*0	0	1	1	*1	1	1	2	*3	3	4	4	*5	6	6		
5	HAUG Borgar (NOR)	0	0	0	*1	2	2	3	*4	4	4	4	7	8	*8	8	9	9	*9	10	10
	MAJOROS Bence (HUN)	*0	1	2	2	2	*3	3	3	4	*5	6	6	6	7	8	*8	9	10	10	*11
5	HAUG Borgar (NOR)	10																			
	MAJOROS Bence (HUN)	12																			
6	HAUG Borgar (NOR)	*0	1	2	3	4	*5	6	6	6	*7	8	8	9	*10	11					
	MAJOROS Bence (HUN)	0	0	0	*0	0	0	0	*1	2	2	2	*3	3	3	3					

## Legend:

\*\*\* Server.

MS Men's Singles



## MATCH RESULTS

IONESCU Andrei Eduard (ROU) 4-0 PETO Zsolt (SRB)

Game Summary		Match	Game 1	Game 2	Game 3	Game 4	Game 5	Game 6	Game 7
IONESCU Andrei Eduard	ROU	4	11	11	11	11			
PETO Zsolt	SRB	0	9	6	8	4			
Duration		27min	8min	5min	6min	5min			

Match No.: MS16 Table: 2

Umpires: ARAUJO Celeste (POR)

BYSTRICAN Marián (SVK)

Player Statistics	IONESCU Andrei Eduard (ROU)								PETO Zsolt (SRB)								
	Game							Match	Game							Match	
	1	2	3	4	5	6	7		1	2	3	4	5	6	7		
Points Won	11	11	11	11				44	10	6	8	4					28
Biggest lead	5	5	3	7				7	1	-	1	1					1
Points won on own serve	5	6	5	7				23	5	3	4	3					15
Points lost on own serve	5	3	4	1				13	6	5	6	4					21
Most consecutive points won	4	4	4	4				4	4	2	2	1					4
Greatest deficit overcome	1	-	1	1				1	-	-	-	-					-
Handedness/Grip	Right/Shakehand								Left/Shakehand								

Game/Match Statistics	Game							Match
	1	2	3	4	5	6	7	
Longest Rally (strokes)	0	0	0	0				0
Average Rally	0	0	0	0				0

## Game Progress

1	IONESCU Andrei Ed. (ROU)	0	0	*1	2	3	4	*4	4	4	5	*6	7	7	8	*8	9	10	10	*10	10	
	PETO Zsolt (SRB)	*0	1	0	0	*0	0	1	2	*3	3	3	3	*4	4	5	5	*5	6	7	8	
1	IONESCU Andrei Ed. (ROU)	10	11																			
	PETO Zsolt (SRB)	*9	9																			
2	IONESCU Andrei Ed. (ROU)	*0	1	1	2	2	*3	4	5	5	*5	6	7	8	*9	9	9	10	11			
	PETO Zsolt (SRB)	0	0	1	*1	2	2	2	*2	3	4	4	*4	4	4	5	*6	6	6			
3	IONESCU Andrei Ed. (ROU)	0	0	1	*1	2	2	*3	3	*3	4	4	5	*5	6	7	8	*9	9	9	10	11
	PETO Zsolt (SRB)	*0	1	1	2	2	*3	3	4	4	*5	5	6	6	*6	6	6	7	*8	8	8	
4	IONESCU Andrei Ed. (ROU)	*0	0	1	2	2	*3	4	4	5	*6	7	7	8	*9	10	11					
	PETO Zsolt (SRB)	0	1	1	*1	2	2	2	*3	3	3	3	*4	4	4	4	4					

## Legend:

\*\* Server.

MS Men's Singles



## MATCH RESULTS

POLANSKY Tomas (CZE) 3-4 ZHMUDENKO Yaroslav(UKR)

Game Summary		Match	Game 1	Game 2	Game 3	Game 4	Game 5	Game 6	Game 7
POLANSKY Tomas	CZE	3	9	9	11	11	7	12	6
ZHMUDENKO Yaroslav	UKR	4	11	11	9	3	11	10	11
Duration		54min	8min	8min	8min	3min	6min	10min	6min

Match No.: MS11 Table: 3

Umpires: OLENCKI Robert (POL)

KRMELJ Milana (SLO)

Player Statistics	POLANSKY Tomas (CZE)								ZHMUDENKO Yaroslav (UKR)							
	Game							Match	Game							Match
	1	2	3	4	5	6	7		1	2	3	4	5	6	7	
Points Won	9	9	11	11	7	12	6	65	11	11	9	3	11	10	11	66
Biggest lead	2	3	4	8	1	2	-	8	3	2	1	-	4	4	5	5
Points won on own serve	4	4	4	8	3	9	4	36	5	5	3	3	6	8	7	37
Points lost on own serve	6	6	6	0	5	2	4	29	5	5	7	3	4	3	2	29
Most consecutive points won	4	4	3	6	2	6	3	6	3	4	2	2	3	3	4	4
Greatest deficit overcome	-	-	1	-	-	4	-	4	2	3	-	-	1	-	-	3
Handedness/Grip	Right/Shakehand								Right/Shakehand							

Game/Match Statistics	Game							Match
	1	2	3	4	5	6	7	
Longest Rally (strokes)	0	0	0	0	0	0	0	0
Average Rally	0	0	0	0	0	0	0	0

## Game Progress

1	POLANSKY Tomas (CZE)	0	1	2	*2	3	3	3	*3	4	4	5	*5	5	5	6	*7	8	9	9	*9	
	ZHMUDENKO Yaroslav. (UKR)	*0	0	0	1	1	*2	3	4	4	*5	5	6	7	*8	8	8	8	*8	9	10	
1	POLANSKY Tomas (CZE)	9																				
	ZHMUDENKO Yaroslav. (UKR)	11																				
2	POLANSKY Tomas (CZE)	*0	0	1	2	3	*4	4	4	4	*4	5	6	6	*6	6	7	8	*9	9	9	
	ZHMUDENKO Yaroslav. (UKR)	0	1	1	*1	1	1	2	*3	4	5	5	*5	6	7	8	*8	8	8	9	*10	
2	POLANSKY Tomas (CZE)	9																				
	ZHMUDENKO Yaroslav. (UKR)	11																				
3	POLANSKY Tomas (CZE)	0	0	1	*2	2	3	4	*5	5	6	6	*7	7	8	9	*9	9	10	10	*10	
	ZHMUDENKO Yaroslav. (UKR)	*0	1	1	1	2	*2	2	2	3	*3	4	4	5	*5	5	6	7	*7	8	9	
3	POLANSKY Tomas (CZE)	11																				
	ZHMUDENKO Yaroslav. (UKR)	9																				
4	POLANSKY Tomas (CZE)	*0	1	2	3	3	*4	5	5	5	*6	7	8	9	*10	11						
	ZHMUDENKO Yaroslav. (UKR)	0	0	0	*0	1	1	1	*2	3	3	3	*3	3	3	3						
5	POLANSKY Tomas (CZE)	0	0	1	*2	2	2	3	*3	4	4	5	*5	5	6	6	*7	7	7	7	7	
	ZHMUDENKO Yaroslav. (UKR)	*0	1	1	1	2	*3	3	4	4	*5	5	6	7	*7	8	8	9	*10	11		
6	POLANSKY Tomas (CZE)	*0	0	1	1	1	*2	2	2	2	*3	4	5	6	*7	8	8	8	8	*9	10	10
	ZHMUDENKO Yaroslav. (UKR)	0	1	1	*2	3	3	4	*5	6	6	6	*6	6	6	6	*7	8	8	8	8	*9
6	POLANSKY Tomas (CZE)	10	*11	12																		
	ZHMUDENKO Yaroslav. (UKR)	10	10	10																		





### MATCH RESULTS

**Game Progress**

7	POLANSKY Tomas (CZE)	0	0	0	*0	0	1	1	*2	3	4	4	*4	5	5	5	*6	6	6
	ZHMUDENKO Yaros. (UKR)	*0	1	2	3	4	*4	5	5	5	*5	6	7	7	*8	9	9	10	11

**Legend:**

\*\* Server.

**MS** Men's Singles



## MATCH RESULTS

BOBOCICA Mihai (ITA) 1-4 URSU Vladislav (MDA)

Game Summary		Match	Game 1	Game 2	Game 3	Game 4	Game 5	Game 6	Game 7
BOBOCICA Mihai	ITA	1	14	7	2	7	8		
URSU Vladislav	MDA	4	12	11	11	11	11		
Duration		40min	12min	6min	4min	8min	6min		

Match No.: MS5

Table: 4

Umpires: KIVIMAKI Joonas (FIN)

GEIGER Christoph (GER)

Player Statistics	BOBOCICA Mihai (ITA)							Match	URSU Vladislav (MDA)							Match	
	Game								Game								
	1	2	3	4	5	6	7		1	2	3	4	5	6	7		
Points Won	14	7	2	7	8			38	12	11	11	11	11				56
Biggest lead	3	1	-	2	3			3	1	4	9	4	3				9
Points won on own serve	8	3	2	3	4			20	7	4	7	4	6				28
Points lost on own serve	5	7	4	7	5			28	6	4	0	4	4				18
Most consecutive points won	3	3	1	4	4			4	3	4	8	3	4				8
Greatest deficit overcome	1	-	-	-	-			1	-	1	-	2	3				3
Handedness/Grip	Right/Shakehand								Left/Shakehand								

Game/Match Statistics	Game							Match
	1	2	3	4	5	6	7	
Longest Rally (strokes)	0	0	0	0	0			0
Average Rally	0	0	0	0	0			0

## Game Progress

1	BOBOCICA Mihai (ITA)	0	1	1	*1	2	3	4	*4	5	6	6	*6	6	7	7	*8	9	9	9	*9
	URSU Vladislav (MDA)	*0	0	1	2	2	*2	2	3	3	*3	4	5	6	*6	7	7	7	*8	9	10
1	BOBOCICA Mihai (ITA)	10	10	*11	11	*12	13	14													
	URSU Vladislav (MDA)	10	*11	11	*12	12	*12	12													
2	BOBOCICA Mihai (ITA)	*0	1	1	1	1	*2	3	4	4	*4	4	4	5	*5	5	6	7	*7	7	
	URSU Vladislav (MDA)	0	0	1	*2	3	3	3	*3	4	5	6	*7	7	8	9	*9	9	10	11	
3	BOBOCICA Mihai (ITA)	0	0	0	*1	1	1	1	*1	1	1	1	*1	2	2						
	URSU Vladislav (MDA)	*0	1	2	2	3	*4	5	6	7	*8	9	10	10	11						
4	BOBOCICA Mihai (ITA)	*0	0	1	1	1	*2	3	4	5	*5	5	5	6	*6	6	7	7	*7	7	
	URSU Vladislav (MDA)	0	1	1	*2	3	3	3	*3	3	4	5	*6	6	7	8	*8	9	10	11	
5	BOBOCICA Mihai (ITA)	0	0	1	*1	2	2	3	*4	5	6	6	*6	6	6	7	*7	8	8	8	8
	URSU Vladislav (MDA)	*0	1	1	2	2	*3	3	3	3	*3	4	5	6	*7	7	8	8	*9	10	11

## Legend:

\*\* Server.

MS Men's Singles



MATCH RESULTS

DYJAS Jakub (POL) 3-4 KOZUL Deni (SLO)

Game Summary		Match	Game 1	Game 2	Game 3	Game 4	Game 5	Game 6	Game 7
DYJAS Jakub	POL	3	11	11	7	8	9	11	5
KOZUL Deni	SLO	4	8	4	11	11	11	7	11
Duration		56min	10min	4min	7min	8min	10min	6min	6min

Match No.: MS13 Table: 4

Umpires: KLECKER Roman (CZE)

OTEO FERNANDEZ Fernando (ESP)

Player Statistics	DYJAS Jakub (POL)								KOZUL Deni (SLO)							
	Game							Match	Game							Match
	1	2	3	4	5	6	7		1	2	3	4	5	6	7	
Points Won	11	11	7	8	9	11	5	62	8	4	11	11	11	7	11	63
Biggest lead	5	7	1	-	3	5	2	7	1	-	4	3	2	1	6	6
Points won on own serve	7	5	6	5	6	5	4	38	5	2	7	7	7	4	7	39
Points lost on own serve	3	2	4	4	4	3	4	24	4	6	1	3	3	6	1	24
Most consecutive points won	4	6	2	2	4	5	2	6	5	1	4	2	4	2	6	6
Greatest deficit overcome	1	-	-	-	-	1	-	1	-	-	1	-	3	-	2	3
Handedness/Grip	Right/Shakehand								/Shakehand							

Game/Match Statistics	Game							Match
	1	2	3	4	5	6	7	
Longest Rally (strokes)	0	0	0	0	0	0	0	0
Average Rally	0	0	0	0	0	0	0	0

Game Progress

1	DYJAS Jakub (POL)	*0	1	2	2	3	*4	5	6	6	*6	6	6	6	*7	7	7	8	*9	10	11
	KOZUL Deni (SLO)	0	0	0	*1	1	1	1	*1	2	3	4	*5	6	6	7	*8	8	8	8	8
2	DYJAS Jakub (POL)	0	1	2	*3	4	5	6	*6	7	7	8	*9	9	10	10	11				
	KOZUL Deni (SLO)	*0	0	0	0	0	*0	0	1	1	*2	2	2	3	*3	4	4				
3	DYJAS Jakub (POL)	*0	1	1	1	1	*1	2	3	3	*4	5	5	5	*5	6	6	6	*7	7	7
	KOZUL Deni (SLO)	0	0	1	*2	3	4	4	*4	5	5	5	*6	7	8	8	*9	10	10	11	11
4	DYJAS Jakub (POL)	0	0	0	*1	2	2	3	*3	4	4	4	*5	5	5	6	*6	7	8	8	8
	KOZUL Deni (SLO)	*0	1	2	2	2	*3	3	4	4	*5	6	6	7	*8	8	9	9	*9	10	11
5	DYJAS Jakub (POL)	*0	0	1	2	2	*3	3	3	4	*5	6	7	7	*8	8	8	8	*8	9	9
	KOZUL Deni (SLO)	0	1	1	*1	2	2	3	*4	4	4	4	*4	5	5	6	*7	8	9	9	*10
5	DYJAS Jakub (POL)	9																			
	KOZUL Deni (SLO)	11																			
6	DYJAS Jakub (POL)	0	1	1	*1	2	3	4	*4	5	5	5	*6	7	8	9	*10	10	10	10	11
	KOZUL Deni (SLO)	*0	0	1	2	2	*2	2	3	3	*4	5	5	5	*5	5	5	6	*7	7	7
7	DYJAS Jakub (POL)	*0	1	2	2	2	*3	3	3	4	*4	5	5	5	*5	5	5	5			
	KOZUL Deni (SLO)	0	0	0	*1	2	2	3	*4	4	5	5	*6	7	8	9	*10	11			

Legend:

\*\* Server. MS Men's Singles



## MATCH RESULTS

NUYTINCK Cedric (BEL) 4-0 GLOD Eric (LUX)

Game Summary		Match	Game 1	Game 2	Game 3	Game 4	Game 5	Game 6	Game 7
NUYTINCK Cedric	BEL	4	11	11	11	11			
GLOD Eric	LUX	0	3	7	6	5			
Duration		23min	6min	5min	5min	4min			

Match No.: MS7 Table: 3

Umpires: MEŽEK Gregor (SLO)

BERGFELDT Rebecca Eva Wic (SWE)

Player Statistics	NUYTINCK Cedric (BEL)								Match	GLOD Eric (LUX)								Match
	Game							Match		Game							Match	
	1	2	3	4	5	6	7			1	2	3	4	5	6	7		
Points Won	11	11	11	11					44	3	7	6	5					21
Biggest lead	8	5	5	7					8	-	-	1	-					1
Points won on own serve	3	7	6	4					20	0	4	4	1					9
Points lost on own serve	3	3	2	4					12	8	4	5	7					24
Most consecutive points won	7	4	5	3					7	2	3	3	2					3
Greatest deficit overcome	-	-	1	-					1	-	-	-	-					-
Handedness/Grip	Left/Shakehand									/Shakehand								

Game/Match Statistics	Game							Match
	1	2	3	4	5	6	7	
Longest Rally (strokes)	1	0	0	0				1
Average Rally	0	0	0	0				0

## Game Progress

1	NUYTINCK Cedric (BEL)	0	1	2	*2	2	3	4	*5	6	7	8	*9	9	10	11			
	GLOD Eric (LUX)	*0	0	0	1	2	*2	2	2	2	*2	2	2	3	*3	3			
2	NUYTINCK Cedric (BEL)	*0	1	1	2	2	*3	4	5	5	*5	6	7	8	*9	9	9	*10	11
	GLOD Eric (LUX)	0	0	1	*1	2	2	2	*2	3	4	4	*4	4	4	5	*6	7	7
3	NUYTINCK Cedric (BEL)	0	0	1	*2	3	4	5	*5	6	6	6	*6	7	7	8	*9	10	11
	GLOD Eric (LUX)	*0	1	1	1	1	*1	1	2	2	*3	4	5	5	*6	6	6	6	6
4	NUYTINCK Cedric (BEL)	0	1	2	*2	3	4	5	*5	6	7	8	*8	9	10	10	*10	11	
	GLOD Eric (LUX)	*0	0	0	1	1	*1	1	2	2	*2	2	3	3	*3	4	5	5	

## Legend:

\*\* Server.

MS Men's Singles



## MATCH RESULTS

SGOUROPOULOS Ioannis (GRE) 1-4 HABESOHN Daniel (AUT)

Game Summary		Match	Game 1	Game 2	Game 3	Game 4	Game 5	Game 6	Game 7
SGOUROPOULOS Ioannis	GRE	1	8	11	10	6	9		
HABESOHN Daniel	AUT	4	11	8	12	11	11		
Duration		40min	8min	6min	8min	6min	7min		

Match No.: MS15 Table: 3

Umpires: OLENCKI Robert (POL)

KRMELJ Milana (SLO)

Player Statistics	SGOUROPOULOS Ioannis (GRE)							Match	HABESOHN Daniel (AUT)							Match	
	Game								Game								
	1	2	3	4	5	6	7		1	2	3	4	5	6	7		
Points Won	8	11	10	6	9			44	11	8	12	11	11				53
Biggest lead	1	3	3	2	2			3	3	2	2	5	2				5
Points won on own serve	5	7	4	5	5			26	7	5	5	7	6				30
Points lost on own serve	4	3	7	4	5			23	3	4	6	1	4				18
Most consecutive points won	3	3	3	2	2			3	4	3	3	4	4				4
Greatest deficit overcome	-	2	-	-	-			2	1	-	3	2	2				3
Handedness/Grip	Right/Shakehand								Right/Shakehand								

Game/Match Statistics	Game							Match
	1	2	3	4	5	6	7	
Longest Rally (strokes)	0	0	0	0	0			0
Average Rally	0	0	0	0	0			0

## Game Progress

1	SGOUROPOULOS I. (GRE)	0	0	0	*1	1	2	2	*3	4	5	5	*5	6	6	7	*8	8	8	8	8
	HABESOHN Daniel (AUT)	*0	1	2	2	3	*3	4	4	4	*4	5	6	6	*7	7	7	8	*9	10	11
2	SGOUROPOULOS I. (GRE)	*0	1	1	1	1	*2	3	4	4	*5	6	6	7	*7	8	8	9	*9	10	11
	HABESOHN Daniel (AUT)	0	0	1	*2	3	3	3	*3	4	4	4	*5	5	6	6	*7	7	8	8	8
3	SGOUROPOULOS I. (GRE)	0	1	2	*2	3	3	4	*4	4	5	6	*7	7	7	7	*8	8	8	9	*9
	HABESOHN Daniel (AUT)	*0	0	0	1	1	*2	2	3	4	*4	4	4	5	*6	7	7	8	*9	9	10
3	SGOUROPOULOS I. (GRE)	10	10	10																	
	HABESOHN Daniel (AUT)	10	*11	12																	
4	SGOUROPOULOS I. (GRE)	*0	1	2	2	2	*3	3	3	3	*3	4	4	5	*5	6	6	6	6	6	6
	HABESOHN Daniel (AUT)	0	0	0	*1	2	2	3	*4	5	6	6	*7	7	8	8	*9	10	11		
5	SGOUROPOULOS I. (GRE)	0	0	1	*1	2	2	3	*4	4	5	5	*5	6	7	7	*8	9	9	9	*9
	HABESOHN Daniel (AUT)	*0	1	1	2	2	*3	3	3	4	*4	5	6	6	*6	7	7	7	*8	9	10
5	SGOUROPOULOS I. (GRE)	9																			
	HABESOHN Daniel (AUT)	11																			

## Legend:

\*\* Server.

MS Men's Singles



## MATCH RESULTS

PISTEJ Lubomir (SVK) 4-0 NAUMI Alex Wilhelm (FIN)

Game Summary		Match	Game 1	Game 2	Game 3	Game 4	Game 5	Game 6	Game 7
PISTEJ Lubomir	SVK	4	13	11	11	11			
NAUMI Alex Wilhelm	FIN	0	11	7	7	4			
Duration		27min	9min	5min	6min	5min			

Match No.: MS17 Table: 4

Umpires: OTEO FERNANDEZ Fernando (ESP) SVEILE Sanita (LAT)

Player Statistics	PISTEJ Lubomir (SVK)								Match	NAUMI Alex Wilhelm (FIN)								Match
	Game							Match		Game							Match	
	1	2	3	4	5	6	7			1	2	3	4	5	6	7		
Points Won	13	11	11	11				46	11	7	7	4				29		
Biggest lead	4	4	4	7				7	-	-	2	-				2		
Points won on own serve	10	7	7	6				30	9	6	4	3				22		
Points lost on own serve	2	1	3	1				7	3	4	4	5				16		
Most consecutive points won	3	3	5	4				5	3	2	2	1				3		
Greatest deficit overcome	-	-	2	-				2	-	-	-	-				-		
Handedness/Grip	Right/Shakehand									/Shakehand								

Game/Match Statistics	Game							Match
	1	2	3	4	5	6	7	
Longest Rally (strokes)	0	1	0	1				1
Average Rally	0	0	0	0				0

## Game Progress

1	PISTEJ Lubomir (SVK)	*0	1	2	3	3	*4	4	4	5	*6	7	7	7	*8	8	8	8	*9	10	10
	NAUMI Alex Wilhelm (FIN)	0	0	0	*0	1	1	2	*3	3	3	3	*4	5	5	6	*7	8	8	8	*9
1	PISTEJ Lubomir (SVK)	10	*11	11	*12	13															
	NAUMI Alex Wilhelm (FIN)	10	10	*11	11	11															
2	PISTEJ Lubomir (SVK)	0	1	1	*2	3	3	4	*5	6	6	6	*7	7	7	8	*9	10	10	11	
	NAUMI Alex Wilhelm (FIN)	*0	0	1	1	1	*2	2	2	2	*3	4	4	5	*6	6	6	6	*7	7	
3	PISTEJ Lubomir (SVK)	*0	0	1	1	1	*2	3	4	5	*6	6	6	7	*7	8	8	9	*10	11	
	NAUMI Alex Wilhelm (FIN)	0	1	1	*2	3	3	3	*3	3	3	4	*5	5	6	6	*7	7	7	7	
4	PISTEJ Lubomir (SVK)	0	1	1	*2	3	4	4	*5	5	6	7	*8	9	9	10	11				
	NAUMI Alex Wilhelm (FIN)	*0	0	1	1	1	*1	2	2	3	*3	3	3	3	*4	4	4				

## Legend:

\*\*\* Server.

MS Men's Singles



**MATCH RESULTS**

**QIU Dang (GER) 4-0 DRINKHALL Paul Andrew (GBR)**

Game Summary		Match	Game 1	Game 2	Game 3	Game 4	Game 5	Game 6	Game 7
<b>QIU Dang</b>	GER	<b>4</b>	11	11	11	11			
DRINKHALL Paul Andrew	GBR	<b>0</b>	9	7	8	9			
Duration		<b>32min</b>	9min	6min	8min	6min			

Match No.: MS28 Table: 2

Umpires: VRABEC Jan (CZE)

KLECKER Roman (CZE)

Player Statistics	QIU Dang (GER)								Match	DRINKHALL Paul Andrew (GBR)								Match
	Game							Match		Game							Match	
	1	2	3	4	5	6	7			1	2	3	4	5	6	7		
Points Won	11	11	11	11					<b>44</b>	9	7	8	9					<b>33</b>
Biggest lead	2	4	3	2					<b>4</b>	1	1	1	5					<b>5</b>
Points won on own serve	7	5	6	5					<b>23</b>	6	4	4	4					<b>18</b>
Points lost on own serve	3	3	4	5					<b>15</b>	4	6	5	6					<b>21</b>
Most consecutive points won	2	5	3	5					<b>5</b>	3	3	2	5					<b>5</b>
Greatest deficit overcome	1	1	1	5					<b>5</b>	-	-	-	-					<b>-</b>
Handedness/Grip	Right/Penholder									Right/Shakehand								

Game/Match Statistics	Game							Match
	1	2	3	4	5	6	7	
Longest Rally (strokes)	0	0	0	0				<b>0</b>
Average Rally	0	0	0	0				<b>0</b>

**Game Progress**

1	<b>QIU Dang (GER)</b>	*0	0	1	1	2	*2	3	4	4	*5	6	6	6	*6	7	8	8	*9	10	10
	DRINKHALL Paul A. (GBR)	0	1	1	*2	2	3	3	*3	4	4	4	*5	6	7	7	*7	8	8	8	*9
1	<b>QIU Dang (GER)</b>	<b>11</b>																			
	DRINKHALL Paul A. (GBR)	<b>9</b>																			
2	<b>QIU Dang (GER)</b>	0	1	2	*3	3	4	4	*4	5	5	5	*5	6	6	7	*8	9	10	<b>11</b>	
	DRINKHALL Paul A. (GBR)	*0	0	0	0	1	*1	2	3	3	*4	5	6	6	*7	7	7	7	*7	7	
3	<b>QIU Dang (GER)</b>	*0	1	1	1	2	*2	3	4	4	*5	6	6	6	*7	7	8	9	*10	10	<b>11</b>
	DRINKHALL Paul A. (GBR)	0	0	1	*2	2	3	3	*3	4	4	4	*5	6	6	7	*7	7	7	8	<b>8</b>
4	<b>QIU Dang (GER)</b>	0	0	1	*1	2	2	2	*2	2	2	3	*3	4	5	6	*6	7	8	9	*10
	DRINKHALL Paul A. (GBR)	*0	1	1	2	2	*3	4	5	6	*7	7	8	8	*8	8	9	9	*9	9	9
4	<b>QIU Dang (GER)</b>	<b>11</b>																			
	DRINKHALL Paul A. (GBR)	<b>9</b>																			

**Legend:**

\*\* Server.

MS Men's Singles



## MATCH RESULTS

STOYANOV Niagol (ITA) 4-0 WANG Yang (SVK)

Game Summary		Match	Game 1	Game 2	Game 3	Game 4	Game 5	Game 6	Game 7
STOYANOV Niagol	ITA	4	13	11	13	11			
WANG Yang	SVK	0	11	8	11	7			
Duration		43min	12min	7min	11min	10min			

Match No.: MS33 Table: 4

Umpires: OTEO FERNANDEZ Fernando (ESP) JUTLE Harmesh (GBR)

Player Statistics	STOYANOV Niagol (ITA)								Match	WANG Yang (SVK)								Match	
	Game							Match		Game							Match		
	1	2	3	4	5	6	7			1	2	3	4	5	6	7			
Points Won	13	11	13	11					48	11	8	11	7						37
Biggest lead	2	3	2	4					4	1	1	1	1						1
Points won on own serve	6	5	8	8					27	5	3	7	5						20
Points lost on own serve	6	5	4	2					17	7	6	5	3						21
Most consecutive points won	3	4	3	3					4	3	3	3	2						3
Greatest deficit overcome	1	1	1	1					1	-	-	-	-						-
Handedness/Grip	Right/Penholder									Right/Shakehand									

Game/Match Statistics	Game							Match
	1	2	3	4	5	6	7	
Longest Rally (strokes)	0	0	1	0				1
Average Rally	0	0	0	0				0

## Game Progress

1	STOYANOV Niagol (ITA)	0	1	1	*2	2	3	4	*4	4	4	5	*5	6	7	7	*7	8	9	9	*9
	WANG Yang (SVK)	*0	0	1	1	2	*2	2	3	4	*5	5	6	6	*6	7	8	8	*8	9	10
1	STOYANOV Niagol (ITA)	10	10	*11	12	13															
	WANG Yang (SVK)	10	*11	11	*11	11															
2	STOYANOV Niagol (ITA)	*0	1	1	2	2	*2	3	3	4	*4	5	6	7	*7	7	7	8	*9	10	11
	WANG Yang (SVK)	0	0	1	*1	2	3	3	*4	4	5	5	*5	5	6	7	*8	8	8	8	8
3	STOYANOV Niagol (ITA)	0	0	1	*2	3	3	3	*3	4	4	5	*5	6	6	7	*7	8	8	9	*9
	WANG Yang (SVK)	*0	1	1	1	1	*2	3	4	4	*5	5	6	6	*7	7	8	8	*9	9	10
3	STOYANOV Niagol (ITA)	10	10	*11	12	13															
	WANG Yang (SVK)	10	*11	11	*11	11															
4	STOYANOV Niagol (ITA)	*0	1	1	2	2	*2	3	3	4	*5	6	6	7	*8	9	9	9	*10	11	
	WANG Yang (SVK)	0	0	1	*1	2	3	3	*4	4	4	4	*5	5	5	5	*6	7	7	7	

## Legend:

\*\* Server.

MS Men's Singles





## MATCH RESULTS

## GROTH Jonathan Kjaer (DEN) 4-1 JANCARIK Lubomir (CZE)

Game Summary		Match	Game 1	Game 2	Game 3	Game 4	Game 5	Game 6	Game 7
GROTH Jonathan Kjaer	DEN	4	12	7	11	11	11		
JANCARIK Lubomir	CZE	1	10	11	8	9	4		
Duration		44min	9min	6min	9min	11min	6min		

Match No.: MS27 Table: 3

Umpires: HRISTOV Tsvetozar (BUL)

MILINSKI Maciej Zbigniew (POL)

Player Statistics	GROTH Jonathan Kjaer (DEN)							Match	JANCARIK Lubomir (CZE)							Match	
	Game								Game								
	1	2	3	4	5	6	7		1	2	3	4	5	6	7		
Points Won	12	7	11	11	11			52	10	11	8	9	4				42
Biggest lead	2	1	6	3	7			7	2	4	-	1	-				4
Points won on own serve	7	5	6	6	6			30	6	8	4	5	2				25
Points lost on own serve	4	3	4	4	2			17	5	2	5	5	5				22
Most consecutive points won	3	2	4	3	5			5	3	3	5	4	1				5
Greatest deficit overcome	2	-	-	1	-			2	-	1	-	-	-				1
Handedness/Grip	Left/Shakehand								Right/Shakehand								

Game/Match Statistics	Game							Match
	1	2	3	4	5	6	7	
Longest Rally (strokes)	0	0	0	0	0			0
Average Rally	0	0	0	0	0			0

## Game Progress

1	GROTH Jonathan Kj. (DEN)	*0	0	1	1	1	*2	2	3	3	*4	5	6	6	*7	8	8	9	*9	9	9
	JANCARIK Lubomir (CZE)	0	1	1	*2	3	3	4	*4	5	5	5	*5	6	6	6	*7	7	8	9	*10
1	GROTH Jonathan Kj. (DEN)	10	*11	12																	
	JANCARIK Lubomir (CZE)	10	10	10																	
2	GROTH Jonathan Kj. (DEN)	0	1	1	*1	2	3	3	*3	4	4	4	*4	5	5	5	*6	7	7	7	7
	JANCARIK Lubomir (CZE)	*0	0	1	2	2	*2	3	4	4	*5	6	7	7	*8	9	9	9	*10	11	
3	GROTH Jonathan Kj. (DEN)	*0	1	2	3	3	*4	5	6	7	*7	7	8	8	*8	8	8	8	*9	10	11
	JANCARIK Lubomir (CZE)	0	0	0	*0	1	1	1	*1	1	2	3	*3	4	5	6	*7	8	8	8	8
4	GROTH Jonathan Kj. (DEN)	0	1	2	*3	3	3	3	*3	4	5	6	*6	7	7	7	*8	9	9	10	*10
	JANCARIK Lubomir (CZE)	*0	0	0	0	1	*2	3	4	4	*4	4	5	5	*6	7	7	7	*8	8	9
4	GROTH Jonathan Kj. (DEN)	11																			
	JANCARIK Lubomir (CZE)	9																			
5	GROTH Jonathan Kj. (DEN)	*0	1	1	2	2	*3	4	5	6	*7	7	8	8	*9	10	11				
	JANCARIK Lubomir (CZE)	0	0	1	*1	2	2	2	*2	2	2	3	*3	4	4	4	4				

## Legend:

\*\* Server.

MS Men's Singles



## MATCH RESULTS

GIONIS Panagiotis (GRE) 2-4 **LEBRUN Alexis (FRA)**

Game Summary		Match	Game 1	Game 2	Game 3	Game 4	Game 5	Game 6	Game 7
GIONIS Panagiotis	GRE	2	5	11	6	11	4	8	
<b>LEBRUN Alexis</b>	<b>FRA</b>	<b>4</b>	11	8	11	9	11	11	
Duration		<b>45min</b>	8min	6min	5min	9min	5min	8min	

Match No.: MS29 Table: 4

Umpires: JUTLE Harmesh (GBR)

OTEO FERNANDEZ Fernando (ESP)

Player Statistics	GIONIS Panagiotis (GRE)								Match	LEBRUN Alexis (FRA)								Match
	Game							Match		Game							Match	
	1	2	3	4	5	6	7			1	2	3	4	5	6	7		
Points Won	5	11	6	11	4	8			<b>45</b>	11	8	11	9	11	11			<b>61</b>
Biggest lead	-	3	-	3	1	2			<b>3</b>	6	1	5	2	7	3			<b>7</b>
Points won on own serve	3	6	4	5	2	5			<b>25</b>	6	4	7	4	6	6			<b>33</b>
Points lost on own serve	5	4	4	5	5	5			<b>28</b>	2	5	2	6	2	3			<b>20</b>
Most consecutive points won	1	4	2	5	3	2			<b>5</b>	4	4	4	3	7	4			<b>7</b>
Greatest deficit overcome	-	1	-	2	-	-			<b>2</b>	-	-	-	-	1	2			<b>2</b>
Handedness/Grip	Right/Shakehand									Right/Shakehand								

Game/Match Statistics	Game							Match
	1	2	3	4	5	6	7	
Longest Rally (strokes)	0	0	0	0	0	0		<b>0</b>
Average Rally	0	0	0	0	0	0		<b>0</b>

## Game Progress

1	GIONIS Panagiotis (GRE)	0	0	0	*0	1	1	1	*1	1	2	2	*3	3	4	4	*5	5			
	<b>LEBRUN Alexis (FRA)</b>	*0	1	2	3	3	*4	5	6	7	*7	8	8	9	*9	10	10	<b>11</b>			
2	GIONIS Panagiotis (GRE)	*0	0	1	1	2	*2	3	4	5	*6	6	6	6	*6	7	8	8	*9	10	<b>11</b>
	LEBRUN Alexis (FRA)	0	1	1	*2	2	3	3	*3	3	3	4	*5	6	7	7	*7	8	8	8	<b>8</b>
3	GIONIS Panagiotis (GRE)	0	0	0	*1	1	1	1	*1	2	2	3	*3	4	4	5	*6	6	<b>6</b>		
	<b>LEBRUN Alexis (FRA)</b>	*0	1	2	2	3	*4	5	6	6	*7	7	8	8	*9	9	9	10	<b>11</b>		
4	GIONIS Panagiotis (GRE)	*0	1	1	1	1	*2	2	3	4	*5	6	7	7	*7	8	8	9	*9	9	10
	LEBRUN Alexis (FRA)	0	0	1	*2	3	3	4	*4	4	4	4	*4	5	6	6	*7	7	8	9	*9
4	GIONIS Panagiotis (GRE)	<b>11</b>																			
	LEBRUN Alexis (FRA)	<b>9</b>																			
5	GIONIS Panagiotis (GRE)	0	0	0	*1	2	3	3	*3	3	3	3	*3	3	4	4	4	<b>4</b>			
	<b>LEBRUN Alexis (FRA)</b>	*0	1	2	2	2	*2	3	4	5	*6	7	8	9	*9	10	<b>11</b>				
6	GIONIS Panagiotis (GRE)	*0	1	2	2	3	*3	4	4	4	*5	5	6	7	*7	7	7	7	*8	8	<b>8</b>
	<b>LEBRUN Alexis (FRA)</b>	0	0	0	*1	1	2	2	*3	4	4	5	*5	5	6	7	*8	9	9	10	<b>11</b>

## Legend:

\*\* Server.

MS Men's Singles



## MATCH RESULTS

## KARLSSON Kristian Gunnar (SWE) 4-0 RASSENFOSSE Adrien (BEL)

Game Summary		Match	Game 1	Game 2	Game 3	Game 4	Game 5	Game 6	Game 7
KARLSSON Kristian Gunnar	SWE	4	11	11	12	11			
RASSENFOSSE Adrien	BEL	0	8	8	10	6			
Duration		38min	8min	9min	11min	9min			

Match No.: MS22 Table: 1

Umpires: MILINSKI Maciej Zbigniew (POL)

HRISTOV Tsvetozar (BUL)

Player Statistics	KARLSSON Kristian Gunnar (SWE)								Match	RASSENFOSSE Adrien (BEL)								Match
	Game							Match		Game							Match	
	1	2	3	4	5	6	7			1	2	3	4	5	6	7		
Points Won	11	11	12	11					45	8	8	10	6					32
Biggest lead	3	3	4	5					5	1	2	1	-					2
Points won on own serve	8	4	5	5					22	7	2	4	3					16
Points lost on own serve	1	6	6	3					16	3	7	7	6					23
Most consecutive points won	3	3	2	4					4	2	3	4	2					4
Greatest deficit overcome	1	2	1	-					2	-	-	-	-					-
Handedness/Grip	/Shakehand									Right/Shakehand								

Game/Match Statistics	Game							Match
	1	2	3	4	5	6	7	
Longest Rally (strokes)	0	0	0	0				0
Average Rally	0	0	0	0				0

## Game Progress

1	KARLSSON Kristian. (SWE)	0	0	1	*1	2	2	3	*4	5	5	5	*6	7	7	7	*8	9	9	10	11
	RASSENFOSSE Adri. (BEL)	*0	1	1	2	2	*3	3	3	3	*4	5	5	5	*6	7	7	7	*8	8	8
2	KARLSSON Kristian. (SWE)	*0	1	1	1	1	*2	2	3	4	*4	4	5	6	*7	7	8	9	*9	10	11
	RASSENFOSSE Adri. (BEL)	0	0	1	*2	3	3	4	*4	4	5	6	*6	6	6	7	*7	7	8	8	8
3	KARLSSON Kristian. (SWE)	0	0	1	*2	2	3	4	*4	4	5	6	*6	7	8	8	*9	10	10	10	*10
	RASSENFOSSE Adri. (BEL)	*0	1	1	1	2	*2	2	3	4	*4	4	5	5	*5	6	6	6	*7	8	9
3	KARLSSON Kristian. (SWE)	10	11	12																	
	RASSENFOSSE Adri. (BEL)	10	*10	10																	
4	KARLSSON Kristian. (SWE)	0	1	2	*3	3	4	4	*5	5	5	6	*7	7	7	8	*9	10	11		
	RASSENFOSSE Adri. (BEL)	*0	0	0	0	1	*1	2	2	3	*4	4	4	5	*6	6	6	6	6	6	6

## Legend:

\*\* Server.

MS Men's Singles



## MATCH RESULTS

SOUSA DA SILVA FREI Marcos Andre (POR) 4-2 PUCAR Tomislav (CRO)

Game Summary		Match	Game 1	Game 2	Game 3	Game 4	Game 5	Game 6	Game 7
SOUSA DA SILVA FREI Marcos An	POR	4	11	11	11	7	9	11	
PUCAR Tomislav	CRO	2	9	7	7	11	11	1	
Duration		47min	9min	5min	8min	6min	9min	4min	

Match No.: MS30 Table: 1

Umpires: BOGREN Ingrid Christin (SWE)

KIVIMAKI Joonas (FIN)

Player Statistics	SOUSA DA SILVA FREI Marcos Andre (POR)							Match	PUCAR Tomislav (CRO)							Match	
	Game								Match	Game							
	1	2	3	4	5	6	7			1	2	3	4	5	6		7
Points Won	11	11	11	7	9	11		60	9	7	7	11	11	1		46	
Biggest lead	3	4	5	1	3	10		10	2	2	1	4	2	-		4	
Points won on own serve	4	6	7	4	6	5		32	3	5	4	7	7	0		26	
Points lost on own serve	6	2	3	4	4	1		20	7	5	4	3	3	6		28	
Most consecutive points won	4	5	3	3	2	10		10	3	3	2	3	3	1		3	
Greatest deficit overcome	2	2	1	-	-	-		2	-	-	-	1	3	-		3	
Handedness/Grip	/Shakehand								Right/Shakehand								

Game/Match Statistics	Game							Match
	1	2	3	4	5	6	7	
Longest Rally (strokes)	0	0	0	0	0	0		0
Average Rally	0	0	0	0	0	0		0

## Game Progress

1	SOUSA DA SILVA F. (POR)	*0	0	0	1	2	*3	3	3	3	*4	5	6	7	*7	8	9	9	*9	9	10
	PUCAR Tomislav (CRO)	0	1	2	*2	2	2	3	*4	5	5	5	*5	5	6	6	*6	7	8	9	*9
1	SOUSA DA SILVA F. (POR)	11																			
	PUCAR Tomislav (CRO)	9																			
2	SOUSA DA SILVA F. (POR)	0	0	0	*1	2	3	4	*5	5	5	5	*6	6	7	7	*8	9	10	11	
	PUCAR Tomislav (CRO)	*0	1	2	2	2	*2	2	3	*4	5	5	6	*6	7	7	7	*7	7		
3	SOUSA DA SILVA F. (POR)	*0	0	1	1	2	*3	4	4	5	*6	6	7	7	*8	9	10	10	*10	11	
	PUCAR Tomislav (CRO)	0	1	1	*2	2	2	2	*3	3	3	4	*4	5	5	5	*5	6	7	7	
4	SOUSA DA SILVA F. (POR)	0	0	0	*1	2	3	3	*3	3	4	4	*5	5	5	5	*6	6	7	7	
	PUCAR Tomislav (CRO)	*0	1	2	2	2	*2	3	4	5	*5	6	6	7	*8	9	9	10	*10	11	
5	SOUSA DA SILVA F. (POR)	*0	1	2	2	3	*3	4	5	5	*6	6	6	6	*7	7	8	8	*9	9	9
	PUCAR Tomislav (CRO)	0	0	0	*1	1	2	2	*2	3	3	4	*5	6	6	7	*7	8	8	9	*10
5	SOUSA DA SILVA F. (POR)	9																			
	PUCAR Tomislav (CRO)	11																			
6	SOUSA DA SILVA F. (POR)	0	1	2	*3	4	5	6	*7	8	9	10	*10	11							
	PUCAR Tomislav (CRO)	*0	0	0	0	0	*0	0	0	0	*0	0	1	1							

## Legend:

\*\* Server.

MS Men's Singles



## MATCH RESULTS

## GARDOS Robert (AUT) 4-1 OLAH Benedek Marton (FIN)

Game Summary		Match	Game 1	Game 2	Game 3	Game 4	Game 5	Game 6	Game 7
GARDOS Robert	AUT	4	8	14	11	11	11		
OLAH Benedek Marton	FIN	1	11	12	6	9	9		
Duration		53min	10min	11min	7min	10min	13min		

Match No.: MS20 Table: 2

Umpires: VRABEC Jan (CZE)

KLECKER Roman (CZE)

Player Statistics	GARDOS Robert (AUT)								OLAH Benedek Marton (FIN)							
	Game							Match	Game							Match
	1	2	3	4	5	6	7		1	2	3	4	5	6	7	
Points Won	8	14	11	11	11			55	11	12	6	9	9			47
Biggest lead	1	5	5	3	5			5	4	2	-	2	-			4
Points won on own serve	3	6	4	3	6			22	5	5	2	2	5			19
Points lost on own serve	6	7	4	7	4			28	5	8	7	8	5			33
Most consecutive points won	2	6	3	3	4			6	3	4	1	2	5			5
Greatest deficit overcome	-	2	-	2	-			2	1	-	-	-	-			1
Handedness/Grip	Right/Shakehand								/Shakehand							

Game/Match Statistics	Game							Match
	1	2	3	4	5	6	7	
Longest Rally (strokes)	1	0	0	0	0			1
Average Rally	0	0	0	0	0			0

## Game Progress

1	GARDOS Robert (AUT)	0	1	1	*2	2	2	3	*3	4	4	4	*4	5	6	6	*6	6	7	8	8
	OLAH Benedek Marton (FIN)	*0	0	1	1	2	*3	3	4	4	*5	6	7	7	*7	8	9	10	*10	10	11
2	GARDOS Robert (AUT)	*0	0	1	2	3	*4	5	6	6	*6	6	6	7	*7	8	8	8	*8	8	9
	OLAH Benedek Marton (FIN)	0	1	1	*1	1	1	1	*1	2	3	4	*5	5	6	6	*7	8	9	10	*10
2	GARDOS Robert (AUT)	10	*11	11	*11	12	*13	14													
	OLAH Benedek Marton (FIN)	10	10	*11	12	*12	12	12													
3	GARDOS Robert (AUT)	0	1	2	*3	3	4	4	*5	5	6	7	*7	8	9	9	*10	10	11		
	OLAH Benedek Marton (FIN)	*0	0	0	0	1	*1	2	2	3	*3	3	4	4	*4	5	5	6	6		
4	GARDOS Robert (AUT)	*0	0	0	1	2	*3	3	4	5	*5	6	7	7	*7	8	8	9	*9	9	10
	OLAH Benedek Marton (FIN)	0	1	2	*2	2	2	3	*3	3	4	4	*4	5	6	6	*7	7	8	9	*9
4	GARDOS Robert (AUT)	11																			
	OLAH Benedek Marton (FIN)	9																			
5	GARDOS Robert (AUT)	0	1	2	*3	4	4	5	*5	6	7	7	*7	7	7	7	*8	8	9	9	*10
	OLAH Benedek Marton (FIN)	*0	0	0	0	0	*1	1	2	2	*2	3	4	5	*6	7	7	8	*8	9	9
5	GARDOS Robert (AUT)	11																			
	OLAH Benedek Marton (FIN)	9																			

## Legend:

\*\* Server.

MS Men's Singles



MATCH RESULTS

IONESCU Ovidiu George (ROU) 2-4 JORGIC Darko (SLO)

Game Summary		Match	Game 1	Game 2	Game 3	Game 4	Game 5	Game 6	Game 7
IONESCU Ovidiu George	ROU	2	11	10	10	11	9	10	
JORGIC Darko	SLO	4	8	12	12	9	11	12	
Duration		48min	8min	7min	8min	8min	6min	8min	

Match No.: MS21 Table: 4

Umpires: ZLEZARCZYK Rafal (POL)

OLENCKI Robert (POL)

Player Statistics	IONESCU Ovidiu George (ROU)							Match	JORGIC Darko (SLO)							Match
	Game								Game							
	1	2	3	4	5	6	7		1	2	3	4	5	6	7	
Points Won	11	10	10	11	9	10		61	8	12	12	9	11	12		64
Biggest lead	3	6	2	2	2	2		6	1	2	4	4	4	3		4
Points won on own serve	4	4	4	6	2	4		24	3	5	5	5	3	5		26
Points lost on own serve	5	7	7	4	8	7		38	7	6	6	5	7	6		37
Most consecutive points won	4	3	6	4	3	3		6	4	6	5	3	3	4		6
Greatest deficit overcome	1	-	-	4	-	-		4	-	6	2	-	2	2		6
Handedness/Grip	/Shakehand								/Shakehand							

Game/Match Statistics	Game							Match
	1	2	3	4	5	6	7	
Longest Rally (strokes)	0	0	0	0	0	0		0
Average Rally	0	0	0	0	0	0		0

Game Progress

1	IONESCU Ovidiu Ge. (ROU)	0	1	2	*2	3	4	4	*4	4	4	5	*5	6	7	8	*9	9	9	10	11
	JORGIC Darko (SLO)	*0	0	0	1	1	*1	2	3	4	*5	5	6	6	*6	6	6	7	*8	8	8
2	IONESCU Ovidiu Ge. (ROU)	*0	1	2	2	3	*4	4	5	6	*6	7	8	9	*9	9	9	10	*10	10	10
	JORGIC Darko (SLO)	0	0	0	*1	1	1	2	*2	2	3	3	*3	3	4	5	*6	6	7	8	*9
2	IONESCU Ovidiu Ge. (ROU)	10	*10	10																	
	JORGIC Darko (SLO)	10	11	12																	
3	IONESCU Ovidiu Ge. (ROU)	0	1	1	*2	3	3	3	*3	3	3	4	*4	4	5	6	*7	8	9	10	*10
	JORGIC Darko (SLO)	*0	0	1	1	1	*2	3	4	5	*6	6	7	8	*8	8	8	8	*8	8	9
3	IONESCU Ovidiu Ge. (ROU)	10	10	10																	
	JORGIC Darko (SLO)	10	*11	12																	
4	IONESCU Ovidiu Ge. (ROU)	*0	0	1	1	2	*3	3	3	3	*4	4	4	4	*5	6	7	8	*8	9	10
	JORGIC Darko (SLO)	0	1	1	*2	2	2	3	*4	5	5	6	*7	8	8	8	*8	8	9	9	*9
4	IONESCU Ovidiu Ge. (ROU)	11																			
	JORGIC Darko (SLO)	9																			
5	IONESCU Ovidiu Ge. (ROU)	0	1	2	*2	2	2	3	*3	3	3	4	*4	5	6	6	*6	6	7	8	*9
	JORGIC Darko (SLO)	*0	0	0	1	2	*3	3	4	5	*6	6	7	7	*7	8	9	10	*10	10	10
5	IONESCU Ovidiu Ge. (ROU)	9																			
	JORGIC Darko (SLO)	11																			



### MATCH RESULTS

#### Game Progress

6	IONESCU Ovidiu Ge. (ROU)	*0	1	1	2	3	*3	4	4	4	*4	4	5	5	*5	6	7	8	*8	9	9
	<b>JORGIC Darko (SLO)</b>	0	0	1	*1	1	2	2	*3	4	5	6	*6	7	8	8	*8	8	9	9	*10
6	IONESCU Ovidiu Ge. (ROU)	10	*10	<b>10</b>																	
	<b>JORGIC Darko (SLO)</b>	10	11	<b>12</b>																	

<b>Legend:</b> ** Server.	<b>MS</b> Men's Singles
------------------------------	-------------------------



## MATCH RESULTS

OVTCHAROV Dimitrij (GER) 4-0 HAUG Borgar (NOR)

Game Summary		Match	Game 1	Game 2	Game 3	Game 4	Game 5	Game 6	Game 7
OVTCHAROV Dimitrij	GER	4	11	11	11	11			
HAUG Borgar	NOR	0	7	8	5	8			
Duration		34min	8min	9min	7min	8min			

Match No.: MS24 Table: 2

Umpires: OTEO FERNANDEZ Fernando (ESP) JUTLE Harmesh (GBR)

Player Statistics	OVTCHAROV Dimitrij (GER)								Match	HAUG Borgar (NOR)								Match
	Game							Match		Game							Match	
	1	2	3	4	5	6	7			1	2	3	4	5	6	7		
Points Won	11	11	11	11					44	7	8	5	8					28
Biggest lead	4	3	6	3					6	1	1	2	2					2
Points won on own serve	6	5	5	5					21	3	4	2	4					13
Points lost on own serve	4	4	3	4					15	5	6	6	6					23
Most consecutive points won	4	3	4	5					5	2	2	2	4					4
Greatest deficit overcome	1	1	2	2					2	-	-	-	-					-
Handedness/Grip	Right/Shakehand									Left/Shakehand								

Game/Match Statistics	Game							Match
	1	2	3	4	5	6	7	
Longest Rally (strokes)	1	1	0	2				2
Average Rally	0	0	0	0				0

## Game Progress

1	OVTCHAROV Dimitrij (GER)	*0	0	1	2	2	*3	3	3	4	*4	5	6	6	*7	8	9	10	*10	11	
	HAUG Borgar (NOR)	0	1	1	*1	2	2	3	*4	4	5	5	*5	6	6	6	*6	6	7	7	
2	OVTCHAROV Dimitrij (GER)	0	0	1	*2	2	3	3	*4	5	5	6	*6	6	7	8	*9	9	9	10	11
	HAUG Borgar (NOR)	*0	1	1	1	2	*2	3	3	3	*4	4	5	6	*6	6	6	7	*8	8	8
3	OVTCHAROV Dimitrij (GER)	*0	0	1	1	1	*2	3	4	5	*5	6	7	8	*9	9	10	11			
	HAUG Borgar (NOR)	0	1	1	*2	3	3	3	*3	3	4	4	*4	4	4	5	*5	5			
4	OVTCHAROV Dimitrij (GER)	0	1	2	*2	2	2	2	*3	4	5	6	*7	7	7	8	*8	9	10	10	11
	HAUG Borgar (NOR)	*0	0	0	1	2	*3	4	4	4	*4	4	4	5	*6	6	7	7	*7	8	8

## Legend:

\*\* Server.

MS Men's Singles





MATCH RESULTS

IONESCU Andrei Eduard (ROU) 4-1 ROBLES MARTINEZ Alvaro (ESP)

Game Summary		Match	Game 1	Game 2	Game 3	Game 4	Game 5	Game 6	Game 7
IONESCU Andrei Eduard	ROU	4	11	18	10	11	12		
ROBLES MARTINEZ Alvaro	ESP	1	8	16	12	7	10		
Duration		44min	7min	12min	8min	7min	8min		

Match No.: MS31 Table: 3

Umpires: BECKMANN Mark (DEN)

BERGFELDT Rebecca Eva Wic (SWE)

Player Statistics	IONESCU Andrei Eduard (ROU)							Match	ROBLES MARTINEZ Alvaro (ESP)							Match	
	Game								Game								
	1	2	3	4	5	6	7		1	2	3	4	5	6	7		
Points Won	11	18	10	11	12			62	8	16	12	7	10				53
Biggest lead	5	3	2	5	2			5	1	3	2	-	3				3
Points won on own serve	5	10	5	7	7			34	4	9	6	4	6				29
Points lost on own serve	4	7	6	3	4			24	6	8	5	4	5				28
Most consecutive points won	4	5	2	5	4			5	3	3	3	2	4				4
Greatest deficit overcome	1	3	-	-	3			3	-	-	2	-	-				2
Handedness/Grip	Right/Shakehand								Left/Shakehand								

Game/Match Statistics	Game							Match
	1	2	3	4	5	6	7	
Longest Rally (strokes)	0	0	0	0	0			0
Average Rally	0	0	0	0	0			0

Game Progress

1	IONESCU Andrei Ed. (ROU)	0	1	1	*1	2	3	3	*4	4	5	6	*6	7	8	9	*10	10	10	10	11
	ROBLES MARTINEZ. (ESP)	*0	0	1	2	2	*2	3	3	4	*4	4	5	5	*5	5	5	6	*7	8	8
2	IONESCU Andrei Ed. (ROU)	*0	0	1	1	1	*1	2	3	4	*5	6	6	7	*8	8	8	9	*9	10	10
	ROBLES MARTINEZ. (ESP)	0	1	1	*2	3	4	4	*4	4	4	4	*5	5	5	6	*7	7	8	8	*9
2	IONESCU Andrei Ed. (ROU)	10	*11	11	*12	12	*12	13	*13	14	*15	15	*15	16	*17	18					
	ROBLES MARTINEZ. (ESP)	10	10	*11	11	*12	13	*13	14	*14	14	*15	16	*16	16	16					
3	IONESCU Andrei Ed. (ROU)	0	1	2	*2	2	3	4	*4	5	5	5	*5	6	7	7	*8	8	8	8	*9
	ROBLES MARTINEZ. (ESP)	*0	0	0	1	2	*2	2	3	3	*4	5	6	6	*6	7	7	8	*9	10	10
3	IONESCU Andrei Ed. (ROU)	10	10	10																	
	ROBLES MARTINEZ. (ESP)	10	*11	12																	
4	IONESCU Andrei Ed. (ROU)	*0	1	1	2	3	*4	5	6	6	*6	7	8	8	*8	9	9	9	*10	11	
	ROBLES MARTINEZ. (ESP)	0	0	1	*1	1	1	1	*1	2	3	3	*3	4	5	5	*6	7	7	7	
5	IONESCU Andrei Ed. (ROU)	0	0	0	*0	1	1	2	*3	4	5	5	*6	6	7	8	*8	8	8	8	*9
	ROBLES MARTINEZ. (ESP)	*0	1	2	3	3	*4	4	4	4	*4	5	5	6	*6	6	7	8	*9	10	10
5	IONESCU Andrei Ed. (ROU)	10	11	12																	
	ROBLES MARTINEZ. (ESP)	10	*10	10																	

Legend:

\*\* Server.

MS Men's Singles



## MATCH RESULTS

## LIND Anders Von Lave (DEN) 4-2 ZHMUDENKO Yaroslav (UKR)

Game Summary		Match	Game 1	Game 2	Game 3	Game 4	Game 5	Game 6	Game 7
LIND Anders Von Lave	DEN	4	10	11	11	11	10	11	
ZHMUDENKO Yaroslav	UKR	2	12	6	9	6	12	8	
Duration		53min	9min	6min	8min	9min	8min	9min	

Match No.: MS18 Table: 1

Umpires: ARAUJO Celeste (POR)

BYSTRICAN Marián (SVK)

Player Statistics	LIND Anders Von Lave (DEN)							Match	ZHMUDENKO Yaroslav (UKR)							Match
	Game								Game							
	1	2	3	4	5	6	7		1	2	3	4	5	6	7	
Points Won	10	11	11	11	10	11		64	12	6	9	6	12	8		53
Biggest lead	1	5	2	6	-	3		6	2	2	2	-	2	2		2
Points won on own serve	5	6	7	6	4	6		34	6	4	6	4	5	5		30
Points lost on own serve	6	2	3	2	7	3		23	5	5	4	5	6	5		30
Most consecutive points won	3	4	4	4	2	3		4	3	2	4	2	2	3		4
Greatest deficit overcome	-	2	2	-	-	2		2	1	-	-	-	-	-		1
Handedness/Grip	Left/Shakehand								Right/Shakehand							

Game/Match Statistics	Game							Match
	1	2	3	4	5	6	7	
Longest Rally (strokes)	0	0	0	0	0	0		0
Average Rally	0	0	0	0	0	0		0

## Game Progress

1	LIND Anders Von La. (DEN)	*0	0	1	1	1	*2	3	4	4	*5	5	5	5	*6	6	7	8	*8	8	9
	ZHMUDENKO Yaros. (UKR)	0	1	1	*2	3	3	3	*3	4	4	5	*6	7	7	8	*8	8	9	10	*10
1	LIND Anders Von La. (DEN)	10	*10	10																	
	ZHMUDENKO Yaros. (UKR)	10	11	12																	
2	LIND Anders Von La. (DEN)	0	0	0	*1	2	2	3	*4	5	6	6	*6	7	8	9	*10	10	11		
	ZHMUDENKO Yaros. (UKR)	*0	1	2	2	2	*3	3	3	3	*3	4	5	5	*5	5	5	6	6		
3	LIND Anders Von La. (DEN)	*0	1	1	1	2	*3	4	4	4	*5	6	6	7	*7	7	7	7	*8	9	10
	ZHMUDENKO Yaros. (UKR)	0	0	1	*2	2	2	2	*3	4	4	4	*5	5	6	7	*8	9	9	9	*9
3	LIND Anders Von La. (DEN)	11																			
	ZHMUDENKO Yaros. (UKR)	9																			
4	LIND Anders Von La. (DEN)	0	1	2	*3	4	4	5	*6	7	7	7	*8	8	9	9	*9	10	11		
	ZHMUDENKO Yaros. (UKR)	*0	0	0	0	0	*1	1	1	1	*2	3	3	4	*4	5	6	6	6		
5	LIND Anders Von La. (DEN)	*0	0	1	1	2	*2	2	3	4	*4	5	5	5	*6	6	7	8	*8	9	9
	ZHMUDENKO Yaros. (UKR)	0	1	1	*2	2	3	4	*4	4	5	5	*6	7	7	8	*8	8	9	9	*10
5	LIND Anders Von La. (DEN)	10	*10	10																	
	ZHMUDENKO Yaros. (UKR)	10	11	12																	
6	LIND Anders Von La. (DEN)	0	0	0	*1	2	3	3	*4	4	5	6	*6	6	6	7	*8	9	9	10	11
	ZHMUDENKO Yaros. (UKR)	*0	1	2	2	2	*2	3	3	4	*4	4	5	6	*7	7	7	7	*8	8	8



HUTNIK ARENA

SAT  
24 JUN 2023  
10:00

TABLE TENNIS

MEN'S SINGLES

ROUND OF 32



---

## MATCH RESULTS

**Legend:**

\*\* Server.

**MS** Men's Singles



## MATCH RESULTS

URSU Vladislav (MDA) 0-4 **LEBRUN Felix (FRA)**

Game Summary		Match	Game 1	Game 2	Game 3	Game 4	Game 5	Game 6	Game 7
URSU Vladislav	MDA	0	9	7	12	13			
<b>LEBRUN Felix</b>	<b>FRA</b>	<b>4</b>	11	11	14	15			
Duration		<b>28min</b>	7min	4min	7min	8min			

Match No.: MS25 Table: 4

Umpires: OLENCKI Robert (POL)

ZLEZARCZYK Rafal (POL)

Player Statistics	URSU Vladislav (MDA)								Match	LEBRUN Felix (FRA)								Match	
	Game									Match	Game								
	1	2	3	4	5	6	7	1			2	3	4	5	6	7			
Points Won	9	7	12	13					<b>41</b>	11	11	14	15					<b>51</b>	
Biggest lead	2	2	1	2					<b>2</b>	2	5	3	3					<b>5</b>	
Points won on own serve	5	5	7	9					<b>26</b>	6	6	8	10					<b>30</b>	
Points lost on own serve	5	5	6	5					<b>21</b>	4	2	5	4					<b>15</b>	
Most consecutive points won	2	2	3	5					<b>5</b>	3	5	4	3					<b>5</b>	
Greatest deficit overcome	-	-	-	-					-	2	2	1	2					<b>2</b>	
Handedness/Grip	Left/Shakehand									Right/Penholder									

Game/Match Statistics	Game							Match
	1	2	3	4	5	6	7	
Longest Rally (strokes)	0	0	0	0				<b>0</b>
Average Rally	0	0	0	0				<b>0</b>

## Game Progress

1	URSU Vladislav (MDA)	0	1	1	*2	3	3	3	*4	4	5	5	*6	6	6	6	*7	7	8	9	*9	
	<b>LEBRUN Felix (FRA)</b>	*0	0	1	1	1	*2	3	3	4	*4	5	5	6	*7	8	8	9	*9	9	10	
1	URSU Vladislav (MDA)	<b>9</b>																				
	<b>LEBRUN Felix (FRA)</b>	<b>11</b>																				
2	URSU Vladislav (MDA)	*0	1	2	2	2	*3	4	4	4	*4	4	4	5	*5	5	5	6	*7	7		
	<b>LEBRUN Felix (FRA)</b>	0	0	0	*1	2	2	2	*3	4	5	6	*7	7	8	9	*10	10	10	10	<b>11</b>	
3	URSU Vladislav (MDA)	0	1	1	*1	2	3	3	*4	4	4	4	*4	5	6	7	*7	8	8	8	*9	
	<b>LEBRUN Felix (FRA)</b>	*0	0	1	2	2	*2	3	3	4	*5	6	7	7	*7	7	8	8	*9	10	10	
3	URSU Vladislav (MDA)	10	10	*11	12	*12	12	<b>12</b>														
	<b>LEBRUN Felix (FRA)</b>	10	*11	11	*11	12	*13	<b>14</b>														
4	URSU Vladislav (MDA)	*0	1	1	1	1	*2	3	3	3	*4	4	4	5	*5	6	7	8	*9	10	10	
	<b>LEBRUN Felix (FRA)</b>	0	0	1	*2	3	3	3	*4	5	5	6	*7	7	8	8	*8	8	8	8	*9	
4	URSU Vladislav (MDA)	10	*11	11	*11	12	*13	13	*13	<b>13</b>												
	<b>LEBRUN Felix (FRA)</b>	10	10	*11	12	*12	12	*13	14	<b>15</b>												

## Legend:

\*\* Server.

MS Men's Singles



**MATCH RESULTS**

**GACINA Andrej (CRO) 4-2 KOZUL Deni (SLO)**

Game Summary		Match	Game 1	Game 2	Game 3	Game 4	Game 5	Game 6	Game 7
GACINA Andrej	CRO	4	9	11	9	11	11	11	
KOZUL Deni	SLO	2	11	7	11	7	2	9	
Duration		50min	10min	7min	9min	6min	4min	9min	

Match No.: MS26 Table: 1

Umpires: BERGFELDT Rebecca Eva Wic (SWE) BOGREN Ingrid Christin (SWE)

Player Statistics	GACINA Andrej (CRO)							Match	KOZUL Deni (SLO)							Match
	Game								Game							
	1	2	3	4	5	6	7		1	2	3	4	5	6	7	
Points Won	9	11	9	11	11	11		62	11	7	11	7	2	9		47
Biggest lead	2	4	2	4	9	2		9	2	-	2	1	-	2		2
Points won on own serve	6	3	5	4	7	7		32	7	2	6	3	2	6		26
Points lost on own serve	4	5	5	4	0	3		21	3	8	4	7	4	4		30
Most consecutive points won	3	3	2	3	6	3		6	4	2	4	3	1	3		4
Greatest deficit overcome	-	-	-	1	-	2		2	2	-	2	-	-	-		2
Handedness/Grip	Right/Shakehand								/Shakehand							

Game/Match Statistics	Game							Match
	1	2	3	4	5	6	7	
Longest Rally (strokes)	0	0	0	0	0	0		0
Average Rally	0	0	0	0	0	0		0

**Game Progress**

1	GACINA Andrej (CRO)	*0	1	2	2	3	*3	3	3	3	*4	5	6	6	*7	8	8	8	*8	8	9
	KOZUL Deni (SLO)	0	0	0	*1	1	2	3	*4	5	5	5	*5	6	6	6	*7	8	9	10	*10
1	GACINA Andrej (CRO)	9																			
	KOZUL Deni (SLO)	11																			
2	GACINA Andrej (CRO)	0	1	2	*3	3	3	4	*4	4	5	6	*6	7	8	8	*9	9	10	11	
	KOZUL Deni (SLO)	*0	0	0	0	1	*2	2	3	4	*4	4	5	5	*5	6	6	7	*7	7	
3	GACINA Andrej (CRO)	*0	1	2	2	2	*3	4	4	5	*5	5	6	7	*7	8	8	8	*8	8	9
	KOZUL Deni (SLO)	0	0	0	*1	2	2	2	*3	3	4	5	*5	5	6	6	*7	8	9	10	*10
3	GACINA Andrej (CRO)	9																			
	KOZUL Deni (SLO)	11																			
4	GACINA Andrej (CRO)	0	0	1	*2	2	3	4	*5	5	5	5	*6	6	7	8	*8	9	10	11	
	KOZUL Deni (SLO)	*0	1	1	1	2	*2	2	2	3	*4	5	5	6	*6	6	7	7	*7	7	
5	GACINA Andrej (CRO)	*0	1	2	3	3	*4	5	6	7	*8	9	9	10	11						
	KOZUL Deni (SLO)	0	0	0	*0	1	1	1	*1	1	1	1	*2	2	2						
6	GACINA Andrej (CRO)	0	0	1	*2	2	2	2	*3	4	5	5	*6	6	6	7	*7	8	9	9	*10
	KOZUL Deni (SLO)	*0	1	1	1	2	*3	4	4	4	*4	5	5	6	*7	7	8	8	*8	9	9
6	GACINA Andrej (CRO)	11																			
	KOZUL Deni (SLO)	9																			



HUTNIK ARENA

SAT  
24 JUN 2023  
18:00

TABLE TENNIS

MEN'S SINGLES

ROUND OF 32



---

## MATCH RESULTS

**Legend:**

\*\* Server.

**MS** Men's Singles



## MATCH RESULTS

## NUYTINCK Cedric (BEL) 4-3 FERREIRO GERALDO Joao Pedro (POR)

Game Summary		Match	Game 1	Game 2	Game 3	Game 4	Game 5	Game 6	Game 7
NUYTINCK Cedric	BEL	4	8	10	4	11	11	11	11
FERREIRO GERALDO Joao Pedro	POR	3	11	12	11	8	9	4	7
Duration		58min	10min	10min	6min	8min	7min	5min	7min

Match No.: MS19 Table: 3

Umpires: BERGFELDT Rebecca Eva Wic (SWE) BECKMANN Mark (DEN)

Player Statistics	NUYTINCK Cedric (BEL)								FERREIRO GERALDO Joao Pedro (POR)							
	Game							Match	Game							Match
	1	2	3	4	5	6	7		1	2	3	4	5	6	7	
Points Won	8	10	4	11	11	11	11	66	11	12	11	8	9	4	7	62
Biggest lead	-	1	1	3	6	7	6	7	4	5	7	3	-	-	-	7
Points won on own serve	4	5	3	5	5	7	6	35	6	6	7	3	4	3	5	34
Points lost on own serve	5	6	4	5	5	1	2	28	4	5	1	6	6	4	5	31
Most consecutive points won	2	6	2	6	5	3	5	6	3	3	4	4	4	1	2	4
Greatest deficit overcome	-	-	-	3	-	-	-	3	-	1	1	-	-	-	-	1
Handedness/Grip	Left/Shakehand								/Shakehand							

Game/Match Statistics	Game							Match
	1	2	3	4	5	6	7	
Longest Rally (strokes)	0	0	0	0	0	0	0	0
Average Rally	0	0	0	0	0	0	0	0

## Game Progress

1	NUYTINCK Cedric (BEL)	0	0	1	*1	1	1	2	*2	3	4	4	*4	5	5	5	*6	7	7	8	8
	FERREIRO GERAL. (POR)	*0	1	1	2	3	*4	4	5	5	*5	6	7	7	*8	9	9	9	*10	10	11
2	NUYTINCK Cedric (BEL)	*0	0	1	1	2	*2	2	3	3	*3	4	4	4	*4	5	6	7	*8	9	10
	FERREIRO GERAL. (POR)	0	1	1	*2	2	3	4	*4	5	6	6	*7	8	9	9	*9	9	9	9	*9
2	NUYTINCK Cedric (BEL)	10	*10	10																	
	FERREIRO GERAL. (POR)	10	11	12																	
3	NUYTINCK Cedric (BEL)	0	0	1	*2	2	2	2	*3	3	3	3	*4	4	4	4	4	4	4	4	4
	FERREIRO GERAL. (POR)	*0	1	1	1	2	*3	4	4	5	*6	7	7	8	*9	10	11				
4	NUYTINCK Cedric (BEL)	*0	0	0	1	1	*1	2	3	4	*5	6	7	7	*7	7	7	8	*9	10	11
	FERREIRO GERAL. (POR)	0	1	2	*2	3	4	4	*4	4	4	4	*4	5	6	7	*8	8	8	8	8
5	NUYTINCK Cedric (BEL)	0	1	2	*3	4	5	5	*6	7	7	7	*7	7	8	9	*9	9	9	10	*10
	FERREIRO GERAL. (POR)	*0	0	0	0	0	*0	1	1	1	*2	3	4	5	*5	5	6	7	*8	8	9
5	NUYTINCK Cedric (BEL)	11																			
	FERREIRO GERAL. (POR)	9																			
6	NUYTINCK Cedric (BEL)	*0	1	2	2	3	*4	5	5	6	*7	7	8	8	*9	10	11				
	FERREIRO GERAL. (POR)	0	0	0	*1	1	1	1	*2	2	2	3	*3	4	4	4	4				
7	NUYTINCK Cedric (BEL)	0	1	2	*3	4	5	5	*6	7	7	7	*8	8	9	9	*9	10	10	11	
	FERREIRO GERAL. (POR)	*0	0	0	0	0	*0	1	1	1	*2	3	3	4	*4	5	6	6	*7	7	



HUTNIK ARENA

SAT  
24 JUN 2023  
10:00

TABLE TENNIS

MEN'S SINGLES

ROUND OF 32



---

## MATCH RESULTS

**Legend:**

\*\* Server.

**MS** Men's Singles





## MATCH RESULTS

PITCHFORD Liam Benjamin (GBR) 3-4 HABESOHN Daniel (AUT)

Game Summary		Match	Game 1	Game 2	Game 3	Game 4	Game 5	Game 6	Game 7
PITCHFORD Liam Benjamin	GBR	3	11	8	11	12	8	5	5
HABESOHN Daniel	AUT	4	6	11	6	10	11	11	11
Duration		50min	8min	5min	4min	9min	7min	5min	8min

Match No.: MS23 Table: 3

Umpires: KRME LJ Milana (SLO)

MEŽEK Gregor (SLO)

Player Statistics	PITCHFORD Liam Benjamin (GBR)								HABESOHN Daniel (AUT)							
	Game							Match	Game							Match
	1	2	3	4	5	6	7		1	2	3	4	5	6	7	
Points Won	11	8	11	12	8	5	5	60	6	11	6	10	11	11	11	66
Biggest lead	5	3	6	5	-	1	1	6	-	3	-	1	4	6	6	6
Points won on own serve	5	4	8	5	4	2	4	32	2	6	5	4	5	5	7	34
Points lost on own serve	4	5	1	6	6	6	4	32	6	4	3	7	4	3	1	28
Most consecutive points won	4	4	3	3	3	2	3	4	2	5	2	5	4	5	6	6
Greatest deficit overcome	-	-	-	1	-	-	-	1	-	3	-	-	-	1	1	3
Handedness/Grip	Right/Shakehand								Right/Shakehand							

Game/Match Statistics	Game							Match
	1	2	3	4	5	6	7	
Longest Rally (strokes)	0	1	0	0	0	0	0	1
Average Rally	0	0	0	0	0	0	0	0

## Game Progress

1	PITCHFORD Liam B. (GBR)	*0	1	2	3	4	*4	4	5	5	*5	6	7	7	*7	8	9	10	11		
	HABESOHN Daniel (AUT)	0	0	0	*0	0	1	2	*2	3	4	4	*4	5	6	6	*6	6	6		
2	PITCHFORD Liam B. (GBR)	0	1	1	*1	2	3	4	*5	5	5	5	*5	5	6	6	*7	8	8	8	8
	HABESOHN Daniel (AUT)	*0	0	1	2	2	*2	2	2	3	*4	5	6	7	*7	8	8	8	*9	10	11
3	PITCHFORD Liam B. (GBR)	*0	1	2	3	3	*4	5	6	6	*6	7	8	8	*9	10	10	10	11		
	HABESOHN Daniel (AUT)	0	0	0	*0	1	1	1	*1	2	3	3	*3	4	4	4	*5	6	6		
4	PITCHFORD Liam B. (GBR)	0	1	2	*3	3	4	5	*6	6	7	7	*7	7	7	7	*8	8	8	9	*10
	HABESOHN Daniel (AUT)	*0	0	0	0	1	*1	1	1	2	*2	3	4	5	*6	7	7	8	*9	9	9
4	PITCHFORD Liam B. (GBR)	10	11	12																	
	HABESOHN Daniel (AUT)	10	*10	10																	
5	PITCHFORD Liam B. (GBR)	*0	0	1	1	2	*2	2	3	3	*4	5	5	5	*5	5	6	7	*8	8	8
	HABESOHN Daniel (AUT)	0	1	1	*2	2	3	4	*4	5	5	5	*6	7	8	9	*9	9	9	10	11
6	PITCHFORD Liam B. (GBR)	0	1	1	*1	1	2	2	*3	4	4	4	*4	4	4	5	*5	5			
	HABESOHN Daniel (AUT)	*0	0	1	2	3	*3	4	4	4	*5	6	7	8	*9	9	10	11			
7	PITCHFORD Liam B. (GBR)	*0	1	1	1	1	*2	2	2	3	*4	5	5	5	*5	5	5	5			
	HABESOHN Daniel (AUT)	0	0	1	*2	3	3	4	*5	5	5	5	*6	7	8	9	*10	11			

## Legend:

\*\*\* Server.

MS Men's Singles



## MATCH RESULTS

PISTEJ Lubomir (SVK) 0-4 MOREGARDH Truls Carl Eric (SWE)

Game Summary		Match	Game 1	Game 2	Game 3	Game 4	Game 5	Game 6	Game 7
PISTEJ Lubomir	SVK	0	5	9	8	9			
MOREGARDH Truls Carl Eric	SWE	4	11	11	11	11			
Duration		23min	3min	6min	5min	5min			

Match No.: MS32 Table: 2

Umpires: SVEILE Sanita (LAT)

PIERRET Pol (LUX)

Player Statistics	PISTEJ Lubomir (SVK)								Match	MOREGARDH Truls Carl Eric (SWE)								Match
	Game							Match		Game							Match	
	1	2	3	4	5	6	7			1	2	3	4	5	6	7		
Points Won	5	8	8	9					30	11	11	11	11					44
Biggest lead	-	4	-	2					4	6	3	4	2					6
Points won on own serve	1	3	3	4					11	4	5	4	5					18
Points lost on own serve	7	6	7	6					26	4	5	5	5					19
Most consecutive points won	1	4	3	2					4	3	7	3	3					7
Greatest deficit overcome	-	-	-	-					-	-	4	-	2					4
Handedness/Grip	Right/Shakehand									/Shakehand								

Game/Match Statistics	Game							Match
	1	2	3	4	5	6	7	
Longest Rally (strokes)	0	0	0	0				0
Average Rally	0	0	0	0				0

## Game Progress

1	PISTEJ Lubomir (SVK)	*0	0	0	1	1	*1	2	2	3	*3	3	4	4	*4	4	5	5			
	MOREGARDH Truls. (SWE)	0	1	2	*2	3	4	4	*5	5	6	7	*7	8	9	10	*10	11			
2	PISTEJ Lubomir (SVK)	0	1	2	*2	2	3	3	*4	5	6	7	*7	8	8	8	*8	8	8	8	
	MOREGARDH Truls. (SWE)	*0	0	0	1	2	*2	3	3	3	*3	3	4	4	*5	6	7	8	*9	10	11
3	PISTEJ Lubomir (SVK)	*0	0	1	1	2	*2	2	3	3	*3	3	4	5	*6	6	7	7	*7	8	8
	MOREGARDH Truls. (SWE)	0	1	1	*2	2	3	4	*4	5	6	7	*7	7	7	8	*8	9	10	10	11
4	PISTEJ Lubomir (SVK)	0	1	2	*2	3	3	3	*4	4	5	5	*6	6	7	7	*8	8	9	9	*9
	MOREGARDH Truls. (SWE)	*0	0	0	1	1	*2	3	3	4	*4	5	5	6	*6	7	7	8	*8	9	10
4	PISTEJ Lubomir (SVK)	9																			
	MOREGARDH Truls. (SWE)	11																			

## Legend:

\*\* Server.

MS Men's Singles



## MATCH RESULTS

QIU Dang (GER) 4-0 STOYANOV Niagol (ITA)

Game Summary		Match	Game 1	Game 2	Game 3	Game 4	Game 5	Game 6	Game 7
QIU Dang	GER	4	11	11	11	11			
STOYANOV Niagol	ITA	0	8	2	4	7			
Duration		26min	10min	4min	6min	5min			

Match No.: MS48 Table: 2

Umpires: KLECKER Roman (CZE)

BERGFELDT Rebecca Eva Wic (SWE)

Player Statistics	QIU Dang (GER)								Match	STOYANOV Niagol (ITA)								Match
	Game							Match		Game							Match	
	1	2	3	4	5	6	7			1	2	3	4	5	6	7		
Points Won	11	11	11	11					44	8	2	4	7					21
Biggest lead	4	9	7	4					9	-	-	-	2					2
Points won on own serve	7	7	5	9					28	6	2	2	6					16
Points lost on own serve	2	0	2	1					5	4	4	6	2					16
Most consecutive points won	4	6	6	6					6	2	1	2	3					3
Greatest deficit overcome	-	-	-	2					2	-	-	-	-					-
Handedness/Grip	Right/Penholder									Right/Penholder								

Game/Match Statistics	Game							Match
	1	2	3	4	5	6	7	
Longest Rally (strokes)	0	0	0	0				0
Average Rally	0	0	0	0				0

## Game Progress

1	QIU Dang (GER)	0	1	2	*3	4	4	4	*5	5	6	6	*6	7	7	7	*8	9	9	10	11
	STOYANOV Niagol (ITA)	*0	0	0	0	0	*1	2	2	3	*3	4	5	5	*6	7	7	7	*8	8	8
2	QIU Dang (GER)	*0	1	2	3	3	*4	5	6	7	*8	9	9	10	11						
	STOYANOV Niagol (ITA)	0	0	0	*0	1	1	1	*1	1	1	1	*2	2	2						
3	QIU Dang (GER)	0	1	2	*3	4	5	6	*6	7	7	8	*9	9	9	10	11				
	STOYANOV Niagol (ITA)	*0	0	0	0	0	*0	0	1	1	*2	2	2	3	*4	4	4				
4	QIU Dang (GER)	*0	1	1	1	1	*2	3	3	3	*4	5	6	7	*8	9	9	9	*10	11	
	STOYANOV Niagol (ITA)	0	0	1	*2	3	3	3	*4	5	5	5	*5	5	5	5	5	*6	7	7	7

## Legend:

\*\* Server.

MS Men's Singles



## MATCH RESULTS

GROTH Jonathan Kjaer (DEN) 3-4 **LEBRUN Alexis (FRA)**

Game Summary		Match	Game 1	Game 2	Game 3	Game 4	Game 5	Game 6	Game 7
GROTH Jonathan Kjaer	DEN	3	11	9	8	11	11	7	8
<b>LEBRUN Alexis</b>	<b>FRA</b>	<b>4</b>	6	11	11	6	9	11	11
Duration		1h 01min	9min	7min	7min	8min	8min	7min	10min

Match No.: MS49 Table: 2

Umpires: OTEO FERNANDEZ Fernando (ESP) ZLEZARCZYK Rafal (POL)

Player Statistics	GROTH Jonathan Kjaer (DEN)								LEBRUN Alexis (FRA)							
	Game							Match	Game							Match
	1	2	3	4	5	6	7		1	2	3	4	5	6	7	
Points Won	11	9	8	11	11	7	8	<b>65</b>	6	11	11	6	9	11	11	<b>65</b>
Biggest lead	6	4	2	5	4	-	3	<b>6</b>	-	2	4	-	1	4	3	<b>4</b>
Points won on own serve	6	4	3	6	6	2	4	<b>31</b>	4	5	5	3	5	3	6	<b>31</b>
Points lost on own serve	2	6	6	3	4	8	5	<b>34</b>	5	5	5	5	5	5	4	<b>34</b>
Most consecutive points won	4	4	3	3	4	2	4	<b>4</b>	2	6	4	2	2	3	4	<b>6</b>
Greatest deficit overcome	-	-	-	-	1	-	-	<b>1</b>	-	4	2	-	-	-	3	<b>4</b>
Handedness/Grip	Left/Shakehand								Right/Shakehand							

Game/Match Statistics	Game							Match
	1	2	3	4	5	6	7	
Longest Rally (strokes)	0	0	0	0	0	1	0	<b>1</b>
Average Rally	0	0	0	0	0	0	0	<b>0</b>

## Game Progress

1	GROTH Jonathan Kj. (DEN)	0	1	2	*3	4	4	4	*5	6	6	6	*7	8	9	10	*10	10	<b>11</b>		
	LEBRUN Alexis (FRA)	*0	0	0	0	0	*1	2	2	2	*3	4	4	4	*4	4	5	6	<b>6</b>		
2	GROTH Jonathan Kj. (DEN)	*0	0	0	1	2	*2	3	3	4	*5	5	6	7	*8	9	9	9	*9	9	9
	LEBRUN Alexis (FRA)	0	1	2	*2	2	3	3	*4	4	4	5	*5	5	5	5	*6	7	8	9	*10
2	GROTH Jonathan Kj. (DEN)	<b>9</b>																			
	LEBRUN Alexis (FRA)	<b>11</b>																			
3	GROTH Jonathan Kj. (DEN)	0	1	1	*1	2	3	4	*4	5	5	5	*5	6	6	6	*6	6	7	8	<b>8</b>
	LEBRUN Alexis (FRA)	*0	0	1	2	2	*2	2	3	3	*4	5	6	6	*7	8	9	10	*10	10	<b>11</b>
4	GROTH Jonathan Kj. (DEN)	*0	1	2	2	2	*3	4	5	5	*5	6	7	8	*8	8	9	10	<b>11</b>		
	LEBRUN Alexis (FRA)	0	0	0	*1	2	2	2	*2	3	4	4	*4	4	5	6	*6	6	<b>6</b>		
5	GROTH Jonathan Kj. (DEN)	0	1	1	*2	3	4	5	*5	5	6	6	*6	7	7	7	*8	8	8	9	*10
	LEBRUN Alexis (FRA)	*0	0	1	1	1	*1	1	2	3	*3	4	5	5	*6	7	7	8	*9	9	9
5	GROTH Jonathan Kj. (DEN)	<b>11</b>																			
	LEBRUN Alexis (FRA)	<b>9</b>																			
6	GROTH Jonathan Kj. (DEN)	*0	0	0	1	2	*2	2	3	3	*4	5	5	6	*6	6	6	7	*7	7	7
	LEBRUN Alexis (FRA)	0	1	2	*2	2	3	4	*4	5	5	5	*6	6	7	8	*9	9	10	<b>11</b>	
7	GROTH Jonathan Kj. (DEN)	0	0	1	*2	2	2	3	*4	5	6	6	*6	6	6	7	*7	8	8	8	<b>8</b>
	LEBRUN Alexis (FRA)	*0	1	1	1	2	*3	3	3	3	*3	4	5	6	*7	7	8	8	*9	10	<b>11</b>



HUTNIK ARENA

SUN  
25 JUN 2023  
17:50

TABLE TENNIS

MEN'S SINGLES

ROUND OF 16



---

## MATCH RESULTS

**Legend:**

\*\*\* Server.

**MS** Men's Singles



## MATCH RESULTS

KARLSSON Kristian Gunnar (SWE) 3-4 SOUSA DA SILVA FREI Marcos Andre

Game Summary		Match	Game 1	Game 2	Game 3	Game 4	Game 5	Game 6	Game 7
KARLSSON Kristian Gunnar	SWE	3	11	11	11	6	11	8	9
SOUSA DA SILVA FREI Marcos Andre	POR	4	7	6	13	11	5	11	11
Duration		1h 07min	8min	7min	12min	7min	7min	10min	12min

Match No.: MS45 Table: 2

Umpires: MEŽEK Gregor (SLO)

DUCHATZ Kerstin Patrizi (GER)

Player Statistics	KARLSSON Kristian Gunnar (SWE)								SOUSA DA SILVA FREI Marcos Andre (POR)							
	Game							Match	Game							Match
	1	2	3	4	5	6	7		1	2	3	4	5	6	7	
Points Won	11	11	11	6	11	8	9	67	7	6	13	11	5	11	11	64
Biggest lead	7	5	2	-	8	2	2	8	-	1	2	5	-	3	2	5
Points won on own serve	7	5	9	3	6	5	4	39	4	3	10	6	3	7	5	38
Points lost on own serve	3	3	3	5	2	4	6	26	4	6	2	3	5	3	5	28
Most consecutive points won	6	6	3	2	4	2	4	6	4	2	3	3	3	3	4	4
Greatest deficit overcome	-	1	-	-	-	-	-	1	-	-	2	-	-	2	2	2
Handedness/Grip	/Shakehand								/Shakehand							

Game/Match Statistics	Game							Match
	1	2	3	4	5	6	7	
Longest Rally (strokes)	0	0	1	0	0	0	0	1
Average Rally	0	0	0	0	0	0	0	0

## Game Progress

1	KARLSSON Kristian. (SWE)	*0	1	2	3	4	*5	6	6	7	*8	8	8	8	*8	9	9	10	*10	11	
	SOUSA DA SILVA F. (POR)	0	0	0	*0	0	0	0	*1	1	1	2	*3	4	5	5	*6	6	7	7	
2	KARLSSON Kristian. (SWE)	0	1	1	*1	2	3	4	*5	6	7	7	*8	8	9	9	*10	10	11		
	SOUSA DA SILVA F. (POR)	*0	0	1	2	2	*2	2	2	2	*2	3	3	4	*4	5	5	6	6		
3	KARLSSON Kristian. (SWE)	*0	1	1	2	2	*3	4	4	4	*5	5	5	5	*6	7	7	8	*9	10	10
	SOUSA DA SILVA F. (POR)	0	0	1	*1	2	2	2	*3	4	4	5	*6	7	7	7	*8	8	8	8	*9
3	KARLSSON Kristian. (SWE)	10	*11	11	*11	11															
	SOUSA DA SILVA F. (POR)	10	10	*11	12	13															
4	KARLSSON Kristian. (SWE)	0	0	0	*0	1	2	2	*2	2	3	3	*3	4	4	5	*6	6	6		
	SOUSA DA SILVA F. (POR)	*0	1	2	3	3	*3	4	5	6	*6	7	8	8	*9	9	9	10	11		
5	KARLSSON Kristian. (SWE)	*0	1	2	3	3	*4	5	6	6	*7	8	9	10	*10	10	10	11			
	SOUSA DA SILVA F. (POR)	0	0	0	*0	1	1	1	*1	2	2	2	*2	2	3	4	*5	5			
6	KARLSSON Kristian. (SWE)	0	1	2	*2	3	3	3	*4	5	5	5	*5	6	6	6	*6	7	8	8	8
	SOUSA DA SILVA F. (POR)	*0	0	0	1	1	*2	3	3	3	*4	5	6	6	*7	8	9	9	*9	10	11
7	KARLSSON Kristian. (SWE)	*0	0	0	1	2	*3	4	4	4	*4	4	5	6	*6	6	7	7	*8	9	9
	SOUSA DA SILVA F. (POR)	0	1	2	*2	2	2	2	*3	4	5	6	*6	6	7	8	*8	9	9	9	*10
7	KARLSSON Kristian. (SWE)	9																			
	SOUSA DA SILVA F. (POR)	11																			



HUTNIK ARENA

SUN  
25 JUN 2023  
12:30

TABLE TENNIS

MEN'S SINGLES

ROUND OF 16



---

## MATCH RESULTS

**Legend:**

\*\*\* Server.

**MS** Men's Singles



## MATCH RESULTS

GARDOS Robert (AUT) 2-4 JORGIC Darko (SLO)

Game Summary		Match	Game 1	Game 2	Game 3	Game 4	Game 5	Game 6	Game 7
GARDOS Robert	AUT	2	2	9	14	12	7	10	
JORGIC Darko	SLO	4	11	11	12	10	11	12	
Duration		51min	6min	7min	13min	7min	6min	8min	

Match No.: MS44 Table: 1

Umpires: BECKMANN Mark (DEN)

GEIGER Christoph (GER)

Player Statistics	GARDOS Robert (AUT)							Match	JORGIC Darko (SLO)							Match
	Game								Game							
	1	2	3	4	5	6	7		1	2	3	4	5	6	7	
Points Won	2	9	14	12	7	10		54	11	11	12	10	11	12		67
Biggest lead	-	3	4	3	3	-		4	9	3	4	4	4	5		9
Points won on own serve	1	5	7	5	4	3		25	6	6	6	4	7	4		33
Points lost on own serve	5	5	6	6	4	8		34	1	4	7	7	3	7		29
Most consecutive points won	1	3	4	6	3	5		6	4	5	5	4	4	5		5
Greatest deficit overcome	-	-	4	4	-	-		4	-	3	-	-	3	-		3
Handedness/Grip	Right/Shakehand								/Shakehand							

Game/Match Statistics	Game							Match
	1	2	3	4	5	6	7	
Longest Rally (strokes)	0	0	0	0	0	0		0
Average Rally	0	0	0	0	0	0		0

## Game Progress

1	GARDOS Robert (AUT)	0	0	0	*0	1	1	1	*1	1	2	2	*2	2	2						
	JORGIC Darko (SLO)	*0	1	2	3	3	*4	5	6	7	*7	8	9	10	11						
2	GARDOS Robert (AUT)	*0	1	2	3	3	*4	4	4	5	*5	6	6	6	*6	6	6	7	*7	8	9
	JORGIC Darko (SLO)	0	0	0	*0	1	1	2	*3	3	4	4	*5	6	7	8	*9	9	10	10	*10
2	GARDOS Robert (AUT)	9																			
	JORGIC Darko (SLO)	11																			
3	GARDOS Robert (AUT)	0	1	2	*2	3	4	5	*5	5	5	5	*6	6	6	6	*6	6	7	8	*9
	JORGIC Darko (SLO)	*0	0	0	1	1	*1	1	2	3	*4	5	5	6	*7	8	9	10	*10	10	10
3	GARDOS Robert (AUT)	10	10	*11	11	*12	13	14													
	JORGIC Darko (SLO)	10	*11	11	*12	12	*12	12													
4	GARDOS Robert (AUT)	*0	1	1	2	3	*4	4	5	5	*5	5	5	6	*6	6	6	6	*7	8	9
	JORGIC Darko (SLO)	0	0	1	*1	1	1	2	*2	3	4	5	*6	6	7	8	*9	10	10	10	*10
4	GARDOS Robert (AUT)	10	*11	12																	
	JORGIC Darko (SLO)	10	10	10																	
5	GARDOS Robert (AUT)	0	1	2	*3	3	3	3	*3	4	4	4	*4	5	6	6	*6	7	7	7	
	JORGIC Darko (SLO)	*0	0	0	0	1	*2	3	4	4	*5	6	7	7	*7	8	9	9	*10	11	
6	GARDOS Robert (AUT)	*0	0	0	1	2	*2	2	3	4	*4	4	4	4	*4	5	5	6	*7	8	9
	JORGIC Darko (SLO)	0	1	2	*2	2	3	4	*4	4	5	6	*7	8	9	9	*10	10	10	10	*10
6	GARDOS Robert (AUT)	10	*10	10																	
	JORGIC Darko (SLO)	10	11	12																	





HUTNIK ARENA

SUN  
25 JUN 2023  
11:40

TABLE TENNIS

MEN'S SINGLES

ROUND OF 16



---

## MATCH RESULTS

**Legend:**

\*\* Server.

**MS** Men's Singles



## MATCH RESULTS

OVTCHAROV Dimitrij (GER) 2-4 IONESCU Andrei Eduard (ROU)

Game Summary		Match	Game 1	Game 2	Game 3	Game 4	Game 5	Game 6	Game 7
OVTCHAROV Dimitrij	GER	2	11	11	12	7	10	5	
IONESCU Andrei Eduard	ROU	4	7	7	14	11	12	11	
Duration		55min	8min	6min	11min	7min	10min	6min	

Match No.: MS47 Table: 1

Umpires: PIERRET Pol (LUX)

HRISTOV Tsvetozar (BUL)

Player Statistics	OVTCHAROV Dimitrij (GER)							Match	IONESCU Andrei Eduard (ROU)							Match
	Game								Game							
	1	2	3	4	5	6	7		1	2	3	4	5	6	7	
Points Won	11	11	12	7	10	5		56	7	7	14	11	12	11		62
Biggest lead	4	5	2	-	2	1		5	1	-	3	5	2	6		6
Points won on own serve	7	6	10	4	4	3		34	4	5	11	7	7	6		40
Points lost on own serve	3	2	3	4	5	5		22	4	5	2	3	6	2		22
Most consecutive points won	3	3	3	3	2	2		3	1	2	4	3	3	5		5
Greatest deficit overcome	1	-	-	-	-	-		1	-	-	2	-	2	1		2
Handedness/Grip	Right/Shakehand								Right/Shakehand							

Game/Match Statistics	Game							Match
	1	2	3	4	5	6	7	
Longest Rally (strokes)	0	0	0	0	0	0		0
Average Rally	0	0	0	0	0	0		0

## Game Progress

1	OVTCHAROV Dimitrij (GER)	*0	0	1	1	2	*3	4	4	5	*5	6	7	7	*8	9	9	10	*10	11	
	IONESCU Andrei Ed. (ROU)	0	1	1	*2	2	2	2	*3	3	4	4	*4	5	5	5	*6	6	7	7	
2	OVTCHAROV Dimitrij (GER)	0	1	1	*2	3	3	4	*5	5	5	6	*7	8	8	9	*10	10	10	11	
	IONESCU Andrei Ed. (ROU)	*0	0	1	1	1	*2	2	2	3	*4	4	4	4	*5	5	5	6	*7	7	
3	OVTCHAROV Dimitrij (GER)	*0	1	1	1	1	*1	2	2	3	*4	5	5	5	*6	7	8	8	*9	10	10
	IONESCU Andrei Ed. (ROU)	0	0	1	*2	3	4	4	*5	5	5	5	*6	7	7	7	*7	8	8	8	*9
3	OVTCHAROV Dimitrij (GER)	10	*11	11	*12	12	*12	12													
	IONESCU Andrei Ed. (ROU)	10	10	*11	11	*12	13	14													
4	OVTCHAROV Dimitrij (GER)	0	0	0	*0	1	1	1	*2	2	2	3	*4	5	5	6	*6	6	7	7	
	IONESCU Andrei Ed. (ROU)	*0	1	2	3	3	*4	5	5	6	*7	7	7	7	*8	8	9	10	*10	11	
5	OVTCHAROV Dimitrij (GER)	0	1	1	*2	2	2	3	*4	4	5	6	6	7	*7	8	8	8	*9	9	10
	IONESCU Andrei Ed. (ROU)	*0	0	1	1	2	*3	3	3	4	*4	4	5	5	6	6	*7	8	8	9	*9
5	OVTCHAROV Dimitrij (GER)	10	*10	10																	
	IONESCU Andrei Ed. (ROU)	10	11	12																	
6	OVTCHAROV Dimitrij (GER)	0	0	1	*2	2	2	2	*2	2	3	3	*4	5	5	5	*5	5			
	IONESCU Andrei Ed. (ROU)	*0	1	1	1	2	*3	4	5	6	*6	7	7	7	*8	9	10	11			

## Legend:

\*\* Server.

MS Men's Singles



**MATCH RESULTS**

LIND Anders Von Lave (DEN) **2-4** LEBRUN Felix (FRA)

Game Summary		Match	Game 1	Game 2	Game 3	Game 4	Game 5	Game 6	Game 7
LIND Anders Von Lave	DEN	2	11	10	11	7	14	5	
LEBRUN Felix	FRA	4	13	12	6	11	12	11	
Duration		40min	8min	7min	4min	5min	7min	5min	

Match No.: MS42 Table: 1

Umpires: GEIGER Christoph (GER)

BOGREN Ingrid Christin (SWE)

Player Statistics	LIND Anders Von Lave (DEN)							Match	LEBRUN Felix (FRA)							Match	
	Game								Game								
	1	2	3	4	5	6	7		1	2	3	4	5	6	7		
Points Won	11	10	11	7	14	5		58	13	12	6	11	12	11			65
Biggest lead	1	2	6	-	2	1		6	3	2	-	4	2	6			6
Points won on own serve	6	6	8	5	6	2		33	7	7	5	8	5	5			37
Points lost on own serve	6	5	1	3	7	6		28	5	4	3	2	8	3			25
Most consecutive points won	2	2	4	2	3	2		4	3	4	2	3	3	4			4
Greatest deficit overcome	-	-	-	-	2	-		2	1	2	-	-	-	1			2
Handedness/Grip	Left/Shakehand								Right/Penholder								

Game/Match Statistics	Game							Match
	1	2	3	4	5	6	7	
Longest Rally (strokes)	0	0	0	0	0	0		0
Average Rally	0	0	0	0	0	0		0

**Game Progress**

1	LIND Anders Von La. (DEN)	*0	0	1	1	1	*1	2	3	3	*4	5	5	6	*7	7	8	8	*8	9	10
	LEBRUN Felix (FRA)	0	1	1	*2	3	4	4	*4	5	5	5	*6	6	6	7	*7	8	9	9	*9
1	LIND Anders Von La. (DEN)	10	*10	11	*11	11															
	LEBRUN Felix (FRA)	10	11	*11	12	13															
2	LIND Anders Von La. (DEN)	0	1	1	*2	3	3	4	*4	4	4	4	*5	6	6	7	*8	8	9	9	*9
	LEBRUN Felix (FRA)	*0	0	1	1	1	*2	2	3	4	*5	6	6	6	*7	7	7	8	*8	9	10
2	LIND Anders Von La. (DEN)	10	10	10																	
	LEBRUN Felix (FRA)	10	*11	12																	
3	LIND Anders Von La. (DEN)	*0	1	2	3	3	*3	4	4	5	*6	7	8	8	*9	10	10	10	11		
	LEBRUN Felix (FRA)	0	0	0	*0	1	2	2	*3	3	3	3	*3	4	4	4	*5	6	6		
4	LIND Anders Von La. (DEN)	0	0	1	*1	2	2	2	*3	4	4	4	*5	5	5	6	*7	7	7	7	7
	LEBRUN Felix (FRA)	*0	1	1	2	2	*3	4	4	4	*5	6	6	7	*8	8	8	9	*10	11	
5	LIND Anders Von La. (DEN)	*0	0	1	2	3	*3	3	3	4	*5	5	5	5	*6	6	7	8	*9	9	10
	LEBRUN Felix (FRA)	0	1	1	*1	1	2	3	*4	4	4	5	*6	7	7	8	*8	8	8	9	*9
5	LIND Anders Von La. (DEN)	10	*11	11	*11	12	*13	14													
	LEBRUN Felix (FRA)	10	10	*11	12	*12	12	12													
6	LIND Anders Von La. (DEN)	0	1	1	*1	2	2	2	*2	3	3	3	*3	3	4	5	*5	5			
	LEBRUN Felix (FRA)	*0	0	1	2	2	*3	4	5	5	*6	7	8	9	*9	9	10	11			



HUTNIK ARENA

SUN  
25 JUN 2023  
10:00

TABLE TENNIS

MEN'S SINGLES

ROUND OF 16



---

## MATCH RESULTS

**Legend:**

\*\* Server.

**MS** Men's Singles



## MATCH RESULTS

GACINA Andrej (CRO) 4-1 NUYTINCK Cedric (BEL)

Game Summary		Match	Game 1	Game 2	Game 3	Game 4	Game 5	Game 6	Game 7
GACINA Andrej	CRO	4	10	11	11	11	11		
NUYTINCK Cedric	BEL	1	12	8	4	9	6		
Duration		43min	11min	7min	6min	10min	6min		

Match No.: MS43 Table: 2

Umpires: DUCHATZ Kerstin Patrizi (GER)

ARAUJO Celeste (POR)

Player Statistics	GACINA Andrej (CRO)							Match	NUYTINCK Cedric (BEL)							Match
	Game								Game							
	1	2	3	4	5	6	7		1	2	3	4	5	6	7	
Points Won	10	11	11	11	11			54	12	8	4	9	6			39
Biggest lead	2	4	7	7	5			7	3	1	1	-	2			3
Points won on own serve	5	7	6	6	6			30	6	6	2	5	3			22
Points lost on own serve	6	2	2	4	3			17	5	4	5	5	5			24
Most consecutive points won	4	3	6	4	4			6	4	2	3	6	3			6
Greatest deficit overcome	-	1	1	-	2			2	2	-	-	-	-			2
Handedness/Grip	Right/Shakehand								Left/Shakehand							

Game/Match Statistics	Game							Match
	1	2	3	4	5	6	7	
Longest Rally (strokes)	0	0	0	0	0			0
Average Rally	0	0	0	0	0			0

## Game Progress

1	GACINA Andrej (CRO)	*0	0	1	2	2	*2	2	2	3	*4	4	5	6	*7	8	8	8	*9	9	10
	NUYTINCK Cedric (BEL)	0	1	1	*1	2	3	4	*5	5	5	6	*6	6	6	6	*7	8	8	9	*9
1	GACINA Andrej (CRO)	10	*10	10																	
	NUYTINCK Cedric (BEL)	10	11	12																	
2	GACINA Andrej (CRO)	0	1	1	*1	2	3	3	*4	4	4	5	*6	7	7	8	*9	10	10	10	11
	NUYTINCK Cedric (BEL)	*0	0	1	2	2	*2	3	3	4	*5	5	5	5	*6	6	6	6	*7	8	8
3	GACINA Andrej (CRO)	*0	1	2	2	2	*2	3	4	5	*5	6	7	8	*9	10	11				
	NUYTINCK Cedric (BEL)	0	0	0	*1	2	3	3	*3	3	4	4	*4	4	4	4	4				
4	GACINA Andrej (CRO)	0	1	2	*3	3	3	4	*5	6	6	7	*8	9	10	10	*10	10	10	10	*10
	NUYTINCK Cedric (BEL)	*0	0	0	0	1	*2	2	2	2	*3	3	3	3	*3	4	5	6	*7	8	9
4	GACINA Andrej (CRO)	11																			
	NUYTINCK Cedric (BEL)	9																			
5	GACINA Andrej (CRO)	*0	0	1	2	2	*2	2	3	4	*5	6	6	7	*8	9	10	10	11		
	NUYTINCK Cedric (BEL)	0	1	1	*1	2	3	4	*4	4	4	4	*5	5	5	5	*5	6	6		

## Legend:

\*\* Server.

MS Men's Singles



## MATCH RESULTS

## HABESOHN Daniel (AUT) 4-3 MOREGARDH Truls Carl Eric (SWE)

Game Summary		Match	Game 1	Game 2	Game 3	Game 4	Game 5	Game 6	Game 7
HABESOHN Daniel	AUT	4	11	6	12	12	11	3	11
MOREGARDH Truls Carl Eric	SWE	3	6	11	10	10	13	11	7
Duration		42min							

Match No.: MS46 Table: 1

Umpires: HRISTOV Tsvetozar (BUL)

PIERRET Pol (LUX)

Player Statistics	HABESOHN Daniel (AUT)								MOREGARDH Truls Carl Eric (SWE)							
	Game							Match	Game							Match
	1	2	3	4	5	6	7		1	2	3	4	5	6	7	
Points Won	2	0	0	0	1	0	0	3	0	1	1	1	0	0	0	3
Biggest lead	3	1	-	-	1	-	-	3	-	-	-	-	-	-	-	-
Points won on own serve	0	0	0	0	1	0	0	1	0	1	1	0	0	0	0	2
Points lost on own serve	0	0	0	1	0	0	0	1	2	0	0	0	0	0	0	2
Most consecutive points won	2	0	0	0	1	0	0	2	0	1	1	1	0	0	0	1
Greatest deficit overcome	-	-	-	-	-	-	-	-	-	1	-	-	1	-	-	1
Handedness/Grip	Right/Shakehand								/Shakehand							

Game/Match Statistics	Game							Match
	1	2	3	4	5	6	7	
Longest Rally (strokes)	0	0	0	0	0	0	0	0
Average Rally	0	0	0	0	0	0	0	0

## Game Progress

1	HABESOHN Daniel (AUT)	0	0	8
	MOREGARDH Truls. (SWE)	*0	0	5
2	HABESOHN Daniel (AUT)	0	1	
	MOREGARDH Truls. (SWE)	*0	0	
3	HABESOHN Daniel (AUT)	0	0	
	MOREGARDH Truls. (SWE)	*0	0	
4	HABESOHN Daniel (AUT)	*0	0	
	MOREGARDH Truls. (SWE)	0	0	
5	HABESOHN Daniel (AUT)	*0	11	
	MOREGARDH Truls. (SWE)	0	10	
6	HABESOHN Daniel (AUT)			
	MOREGARDH Truls. (SWE)			
7	HABESOHN Daniel (AUT)	*2	10	
	MOREGARDH Truls. (SWE)	10	7	

## Legend:

\*\*\* Server.

MS Men's Singles



## MATCH RESULTS

QIU Dang (GER) 1-4 **LEBRUN Alexis (FRA)**

Game Summary		Match	Game 1	Game 2	Game 3	Game 4	Game 5	Game 6	Game 7
QIU Dang	GER	1	12	9	10	4	12		
<b>LEBRUN Alexis</b>	<b>FRA</b>	<b>4</b>	10	11	12	11	14		
Duration		<b>40min</b>	10min	5min	8min	4min	9min		

Match No.: MS34 Table: 1

Umpires: KRMEJ Milana (SLO)

ARAUJO Celeste (POR)

Player Statistics	QIU Dang (GER)							Match	LEBRUN Alexis (FRA)							Match	
	Game								Game								
	1	2	3	4	5	6	7		1	2	3	4	5	6	7		
Points Won	12	9	10	4	12			<b>47</b>	10	11	12	11	14				<b>58</b>
Biggest lead	2	3	1	-	2			<b>3</b>	2	2	2	7	3				<b>7</b>
Points won on own serve	6	4	3	2	6			<b>21</b>	5	5	4	5	7				<b>26</b>
Points lost on own serve	5	6	8	6	7			<b>32</b>	6	5	7	2	6				<b>26</b>
Most consecutive points won	4	4	2	1	3			<b>4</b>	2	5	3	7	5				<b>7</b>
Greatest deficit overcome	2	-	-	-	-			<b>2</b>	-	3	1	-	2				<b>3</b>
Handedness/Grip	Right/Penholder								Right/Shakehand								

Game/Match Statistics	Game							Match
	1	2	3	4	5	6	7	
Longest Rally (strokes)	0	0	0	0	0			<b>0</b>
Average Rally	0	0	0	0	0			<b>0</b>

## Game Progress

1	QIU Dang (GER)	0	0	1	*1	1	2	2	*3	4	5	6	*6	6	7	7	*8	9	9	9	*10
	LEBRUN Alexis (FRA)	*0	1	1	2	3	*3	4	4	4	*4	4	5	6	*6	7	7	7	*8	9	9
1	QIU Dang (GER)	10	11	<b>12</b>																	
	LEBRUN Alexis (FRA)	10	*10	<b>10</b>																	
2	QIU Dang (GER)	*0	1	1	2	2	*2	3	4	5	*6	6	7	7	*8	8	9	9	*9	9	9
	LEBRUN Alexis (FRA)	0	0	1	*1	2	3	3	*3	3	3	4	*4	5	5	6	*6	7	8	9	*10
2	QIU Dang (GER)	<b>9</b>																			
	LEBRUN Alexis (FRA)	<b>11</b>																			
3	QIU Dang (GER)	0	1	1	*1	1	2	2	*3	3	4	4	*5	5	6	7	*7	7	8	9	*9
	LEBRUN Alexis (FRA)	*0	0	1	2	3	*3	4	4	5	*5	6	6	7	*7	7	8	9	*9	9	10
3	QIU Dang (GER)	10	10	<b>10</b>																	
	LEBRUN Alexis (FRA)	10	*11	<b>12</b>																	
4	QIU Dang (GER)	*0	0	1	1	2	*2	2	2	2	*2	2	2	3	*3	4	<b>4</b>				
	LEBRUN Alexis (FRA)	0	1	1	*2	2	3	4	*5	6	7	8	*9	9	10	10	<b>11</b>				
5	QIU Dang (GER)	0	0	1	*1	2	3	4	*4	5	5	5	*5	5	5	6	*7	8	8	9	*10
	LEBRUN Alexis (FRA)	*0	1	1	2	2	*2	2	3	3	*4	5	6	7	*8	8	8	8	*9	9	9
5	QIU Dang (GER)	10	11	*11	11	*12	12	<b>12</b>													
	LEBRUN Alexis (FRA)	10	*10	11	*12	12	*13	<b>14</b>													



HUTNIK ARENA

MON  
26 JUN 2023  
12:30

TABLE TENNIS

MEN'S SINGLES

QUARTERFINALS



---

## MATCH RESULTS

**Legend:**

\*\*\* Server.

**MS** Men's Singles





## MATCH RESULTS

SOUSA DA SILVA FREITAS Marcos (POR) 4-2 JORGIC Darko (SLO)

Game Summary		Match	Game 1	Game 2	Game 3	Game 4	Game 5	Game 6	Game 7
SOUSA DA SILVA FREITAS Marcos	POR	4	11	11	11	8	11	11	
JORGIC Darko	SLO	2	9	7	9	11	13	4	
Duration		55min	10min	7min	9min	9min	11min	6min	

Match No.: MS35 Table: 1

Umpires: OTEO FERNANDEZ Fernando (ESP) OLENCKI Robert (POL)

Player Statistics	SOUSA DA SILVA FREITAS Marcos (POR)							Match	JORGIC Darko (SLO)							Match
	Game								Game							
	1	2	3	4	5	6	7		1	2	3	4	5	6	7	
Points Won	11	11	11	8	11	11		63	9	7	9	11	13	4		53
Biggest lead	3	4	3	1	1	7		7	2	-	1	4	4	-		4
Points won on own serve	6	8	5	5	6	5		35	5	5	4	6	7	1		28
Points lost on own serve	4	2	5	5	6	3		25	5	3	6	3	5	6		28
Most consecutive points won	4	3	3	4	2	4		4	2	2	2	5	3	2		5
Greatest deficit overcome	2	-	1	-	-	-		2	-	-	-	1	1	-		1
Handedness/Grip	/Shakehand								/Shakehand							

Game/Match Statistics	Game							Match
	1	2	3	4	5	6	7	
Longest Rally (strokes)	0	0	0	0	0	0		0
Average Rally	0	0	0	0	0	0		0

## Game Progress

1	SOUSA DA SILVA F. (POR)	0	0	0	*1	2	2	2	*3	3	4	5	*5	6	7	8	*9	9	10	10	*10
	JORGIC Darko (SLO)	*0	1	2	2	2	*3	4	4	5	*5	5	6	6	*6	6	6	7	*7	8	9
1	SOUSA DA SILVA F. (POR)	11																			
	JORGIC Darko (SLO)	9																			
2	SOUSA DA SILVA F. (POR)	*0	1	2	3	3	*4	5	5	5	*6	6	7	7	*7	8	9	9	*10	11	
	JORGIC Darko (SLO)	0	0	0	*0	1	1	1	*2	3	3	4	*4	5	6	6	*6	7	7	7	
3	SOUSA DA SILVA F. (POR)	0	0	1	*1	2	3	3	*4	4	5	6	*7	7	8	8	*8	9	9	10	*10
	JORGIC Darko (SLO)	*0	1	1	2	2	*2	3	3	4	*4	4	4	5	*5	6	7	7	*8	8	9
3	SOUSA DA SILVA F. (POR)	11																			
	JORGIC Darko (SLO)	9																			
4	SOUSA DA SILVA F. (POR)	*0	0	1	1	2	*3	3	3	3	*3	3	4	5	*6	7	7	7	*7	8	8
	JORGIC Darko (SLO)	0	1	1	*2	2	2	3	*4	5	6	7	*7	7	7	7	*8	9	10	10	11
5	SOUSA DA SILVA F. (POR)	0	1	1	*1	2	2	2	*2	3	3	4	*4	4	5	6	*6	7	8	8	*9
	JORGIC Darko (SLO)	*0	0	1	2	2	*3	4	5	5	*6	6	7	8	*8	8	9	9	*9	10	10
5	SOUSA DA SILVA F. (POR)	10	10	*11	11	11															
	JORGIC Darko (SLO)	10	*11	11	*12	13															
6	SOUSA DA SILVA F. (POR)	*0	1	2	3	3	*4	5	6	7	*7	7	8	9	*10	10	11				
	JORGIC Darko (SLO)	0	0	0	*0	1	1	1	*1	1	2	3	*3	3	3	4	4				



HUTNIK ARENA

MON  
26 JUN 2023  
10:50

TABLE TENNIS

MEN'S SINGLES

QUARTERFINALS



---

## MATCH RESULTS

**Legend:**

\*\*\* Server.

**MS** Men's Singles



## MATCH RESULTS

IONESCU Andrei Eduard (ROU) 2-4 LEBRUN Felix (FRA)

Game Summary		Match	Game 1	Game 2	Game 3	Game 4	Game 5	Game 6	Game 7
IONESCU Andrei Eduard	ROU	2	14	2	10	11	5	5	
LEBRUN Felix	FRA	4	12	11	12	9	11	11	
Duration		37min	8min	3min	6min	6min	4min	7min	

Match No.: MS36 Table: 1

Umpires: ARAUJO Celeste (POR)

KRMELJ Milana (SLO)

Player Statistics	IONESCU Andrei Eduard (ROU)							Match	LEBRUN Felix (FRA)							Match
	Game								Game							
	1	2	3	4	5	6	7		1	2	3	4	5	6	7	
Points Won	14	2	10	11	5	5		47	12	11	12	9	11	11		66
Biggest lead	2	-	2	4	-	1		4	5	9	2	1	6	6		9
Points won on own serve	8	1	5	6	2	4		26	7	5	6	5	5	7		35
Points lost on own serve	5	6	6	4	6	4		31	6	1	5	5	3	1		21
Most consecutive points won	3	1	3	4	3	2		4	6	4	3	5	5	5		6
Greatest deficit overcome	5	-	-	1	-	-		5	-	-	2	-	-	1		2
Handedness/Grip	Right/Shakehand								Right/Penholder							

Game/Match Statistics	Game							Match
	1	2	3	4	5	6	7	
Longest Rally (strokes)	0	0	0	0	0	0		0
Average Rally	0	0	0	0	0	0		0

## Game Progress

1	IONESCU Andrei Ed. (ROU)	0	1	1	*2	2	2	2	*2	2	2	3	*3	4	4	5	*6	7	7	8	*9
	LEBRUN Felix (FRA)	*0	0	1	1	2	*3	4	5	6	*7	7	8	8	*9	9	9	9	*10	10	10
1	IONESCU Andrei Ed. (ROU)	10	10	*11	12	*12	13	14													
	LEBRUN Felix (FRA)	10	*11	11	*11	12	*12	12													
2	IONESCU Andrei Ed. (ROU)	*0	0	0	0	1	*1	1	1	1	*2	2	2	2	2						
	LEBRUN Felix (FRA)	0	1	2	*3	3	4	5	*6	7	7	8	*9	10	11						
3	IONESCU Andrei Ed. (ROU)	0	0	0	*1	2	2	3	*3	4	5	6	*6	6	7	7	*7	8	8	9	*10
	LEBRUN Felix (FRA)	*0	1	2	2	2	*3	3	4	4	*4	4	5	6	*6	7	8	8	*9	9	9
3	IONESCU Andrei Ed. (ROU)	10	10	10																	
	LEBRUN Felix (FRA)	10	*11	12																	
4	IONESCU Andrei Ed. (ROU)	*0	1	1	2	3	*4	5	5	5	*5	5	5	6	*7	7	8	8	*9	10	10
	LEBRUN Felix (FRA)	0	0	1	*1	1	1	1	*2	3	4	5	*6	6	6	7	*7	8	8	8	*9
4	IONESCU Andrei Ed. (ROU)	11																			
	LEBRUN Felix (FRA)	9																			
5	IONESCU Andrei Ed. (ROU)	0	0	0	*1	1	1	1	*1	1	2	3	*4	4	4	5	*5	5			
	LEBRUN Felix (FRA)	*0	1	2	2	3	*4	5	6	7	*7	7	7	8	*9	9	10	11			
6	IONESCU Andrei Ed. (ROU)	*0	1	1	2	2	*2	2	2	2	*3	4	4	4	*5	5	5	5			
	LEBRUN Felix (FRA)	0	0	1	*1	2	3	4	*5	6	6	6	*7	8	8	9	*10	11			



HUTNIK ARENA

MON  
26 JUN 2023  
15:20

TABLE TENNIS

MEN'S SINGLES

QUARTERFINALS



---

## MATCH RESULTS

**Legend:**

\*\* Server.

**MS** Men's Singles



### MATCH RESULTS

**GACINA Andrej (CRO) 4-1 HABESOHN Daniel (AUT)**

Game Summary		Match	Game 1	Game 2	Game 3	Game 4	Game 5	Game 6	Game 7
GACINA Andrej	CRO	4	11	9	11	12	11		
HABESOHN Daniel	AUT	1	7	11	9	10	9		
Duration		43min	5min	7min	8min	15min	6min		

Match No.: MS37 Table: 1

Umpires: SVEILE Sanita (LAT)

GEIGER Christoph (GER)

Player Statistics	GACINA Andrej (CRO)								Match	HABESOHN Daniel (AUT)								Match	
	Game							Match		Game							Match		
	1	2	3	4	5	6	7			1	2	3	4	5	6	7			
Points Won	11	9	11	12	11				54	7	11	9	10	9					46
Biggest lead	5	2	3	2	3				5	-	2	2	3	1					3
Points won on own serve	6	4	7	7	5				29	5	5	6	6	4					26
Points lost on own serve	2	6	3	4	5				20	5	5	4	5	6					25
Most consecutive points won	4	2	3	4	3				4	3	3	2	4	2					4
Greatest deficit overcome	-	-	2	3	1				3	-	2	-	-	-					2
Handedness/Grip	Right/Shakehand									Right/Shakehand									

Game/Match Statistics	Game							Match
	1	2	3	4	5	6	7	
Longest Rally (strokes)	0	0	0	0	0			0
Average Rally	0	0	0	0	0			0

**Game Progress**

1	GACINA Andrej (CRO)	0	1	2	*3	4	4	5	*6	6	6	6	*7	7	7	8	*9	10	10	11
	HABESOHN Daniel (AUT)	*0	0	0	0	0	*1	1	1	2	*3	4	4	5	*6	6	6	6	*7	7
2	GACINA Andrej (CRO)	*0	1	1	2	2	*3	3	3	4	*5	5	6	7	*7	7	8	8	*9	9
	HABESOHN Daniel (AUT)	0	0	1	*1	2	2	3	*4	4	4	5	*5	5	6	7	*7	8	8	*9
2	GACINA Andrej (CRO)	9																		
	HABESOHN Daniel (AUT)	11																		
3	GACINA Andrej (CRO)	0	0	0	*1	1	2	2	*3	4	4	5	*6	7	7	8	*9	9	10	10
	HABESOHN Daniel (AUT)	*0	1	2	2	3	*3	4	4	4	*5	5	5	5	*6	6	6	7	*7	8
3	GACINA Andrej (CRO)	11																		
	HABESOHN Daniel (AUT)	9																		
4	GACINA Andrej (CRO)	0	0	0	*0	1	2	2	3	4	*5	5	5	5	*5	6	6	7	*8	9
	HABESOHN Daniel (AUT)	*0	1	2	3	3	3	4	*4	4	4	5	*6	7	8	8	*9	9	9	*9
4	GACINA Andrej (CRO)	10	*11	12																
	HABESOHN Daniel (AUT)	10	10	10																
5	GACINA Andrej (CRO)	0	0	1	*2	3	3	4	*5	5	5	6	*6	6	7	8	*8	8	9	9
	HABESOHN Daniel (AUT)	*0	1	1	1	1	*2	2	2	3	*4	4	5	6	*6	6	7	8	*8	9
5	GACINA Andrej (CRO)	11																		
	HABESOHN Daniel (AUT)	9																		



HUTNIK ARENA

MON  
26 JUN 2023  
17:00

TABLE TENNIS

MEN'S SINGLES

QUARTERFINALS



---

## MATCH RESULTS

**Legend:**

\*\* Server.

**MS** Men's Singles



## MATCH RESULTS

LEBRUN Alexis (FRA) 2-4 SOUSA DA SILVA FREITAS Marcos (POR)

Game Summary		Match	Game 1	Game 2	Game 3	Game 4	Game 5	Game 6	Game 7
LEBRUN Alexis	FRA	2	9	11	11	10	8	6	
SOUSA DA SILVA FREITAS Marcos	POR	4	11	7	8	12	11	11	
Duration		51min	10min	7min	7min	10min	8min	6min	

Match No.: MS38 Table: 1

Umpires: DUCHATZ Kerstin Patrizi (GER)

BERGFELDT Rebecca Eva Wic (SWE)

Player Statistics	LEBRUN Alexis (FRA)							Match	SOUSA DA SILVA FREITAS Marcos (POR)							Match
	Game								Game							
	1	2	3	4	5	6	7		1	2	3	4	5	6	7	
Points Won	9	11	11	10	8	6		55	11	7	8	12	11	11		60
Biggest lead	3	4	3	5	3	1		5	2	-	-	2	3	5		5
Points won on own serve	4	3	8	5	6	4		30	5	2	6	6	7	7		33
Points lost on own serve	6	5	2	6	4	4		27	5	8	3	5	2	2		25
Most consecutive points won	3	3	3	4	3	2		4	4	2	3	4	6	5		6
Greatest deficit overcome	-	-	-	-	-	-		-	3	-	-	5	3	1		5
Handedness/Grip	Right/Shakehand								/Shakehand							

Game/Match Statistics	Game							Match
	1	2	3	4	5	6	7	
Longest Rally (strokes)	0	1	0	0	0	0		1
Average Rally	0	0	0	0	0	0		0

## Game Progress

1	LEBRUN Alexis (FRA)	*0	0	1	2	3	*3	4	5	5	*5	5	5	6	*6	7	7	8	*8	9	9
	SOUSA DA SILVA F. (POR)	0	1	1	*1	1	2	2	*2	3	4	5	*6	6	7	7	*8	8	9	9	*10
1	LEBRUN Alexis (FRA)	9																			
	SOUSA DA SILVA F. (POR)	11																			
2	LEBRUN Alexis (FRA)	0	1	2	*2	2	3	4	*5	5	6	6	*6	7	8	9	*9	10	10	11	
	SOUSA DA SILVA F. (POR)	*0	0	0	1	2	*2	2	2	3	*3	4	5	5	*5	5	6	6	*7	7	
3	LEBRUN Alexis (FRA)	*0	1	2	2	3	*3	4	4	5	*6	6	6	6	*7	8	8	8	*9	10	11
	SOUSA DA SILVA F. (POR)	0	0	0	*1	1	2	2	*3	3	3	4	*5	6	6	6	*7	8	8	8	8
4	LEBRUN Alexis (FRA)	0	1	2	*3	4	4	5	*5	6	7	7	*7	7	7	8	*8	9	9	9	*9
	SOUSA DA SILVA F. (POR)	*0	0	0	0	0	*1	1	2	2	*2	3	4	5	*6	6	7	7	*8	9	10
4	LEBRUN Alexis (FRA)	10	10	10																	
	SOUSA DA SILVA F. (POR)	10	*11	12																	
5	LEBRUN Alexis (FRA)	*0	1	1	1	1	*2	3	4	4	*5	6	7	7	*7	7	7	7	*7	8	8
	SOUSA DA SILVA F. (POR)	0	0	1	*2	3	3	3	*3	4	4	4	*4	5	6	7	*8	9	10	10	11
6	LEBRUN Alexis (FRA)	0	0	0	*1	2	2	3	*4	4	4	5	*5	6	6	6	*6	6	6	6	6
	SOUSA DA SILVA F. (POR)	*0	1	2	2	2	*3	3	3	4	*5	5	6	6	*7	8	9	10	11		

## Legend:

\*\* Server.

MS Men's Singles



## MATCH RESULTS

LEBRUN Felix (FRA) 4-0 GACINA Andrej (CRO)

Game Summary		Match	Game 1	Game 2	Game 3	Game 4	Game 5	Game 6	Game 7
LEBRUN Felix	FRA	4	11	11	11	13			
GACINA Andrej	CRO	0	9	4	3	11			
Duration		22min	7min	3min	4min	6min			

Match No.: MS39 Table: 1

Umpires: MILINSKI Maciej Zbigniew (POL)

PIERRET Pol (LUX)

Player Statistics	LEBRUN Felix (FRA)								Match	GACINA Andrej (CRO)								Match	
	Game							Match		Game							Match		
	1	2	3	4	5	6	7			1	2	3	4	5	6	7			
Points Won	11	11	11	13					46	9	4	3	11						27
Biggest lead	2	7	8	3					8	1	-	2	1						2
Points won on own serve	8	6	4	7					25	7	2	1	6						16
Points lost on own serve	2	2	2	5					11	3	5	7	6						21
Most consecutive points won	3	5	10	4					10	3	1	3	4						4
Greatest deficit overcome	1	-	2	1					2	-	-	-	-						-
Handedness/Grip	Right/Penholder									Right/Shakehand									

Game/Match Statistics	Game							Match
	1	2	3	4	5	6	7	
Longest Rally (strokes)	0	0	0	0				0
Average Rally	0	0	0	0				0

## Game Progress

1	LEBRUN Felix (FRA)	0	0	1	*1	2	2	3	*4	5	5	5	*5	6	6	7	*8	9	9	9	*10
	GACINA Andrej (CRO)	*0	1	1	2	2	*3	3	3	3	*4	5	6	6	*7	7	7	7	*8	9	9
1	LEBRUN Felix (FRA)	11																			
	GACINA Andrej (CRO)	9																			
2	LEBRUN Felix (FRA)	*0	1	2	2	3	*4	5	6	7	*7	8	8	9	*10	10	11				
	GACINA Andrej (CRO)	0	0	0	*1	1	1	1	*1	1	2	2	*3	3	3	4	4				
3	LEBRUN Felix (FRA)	0	1	1	*1	1	2	3	*4	5	6	7	*8	9	10	11					
	GACINA Andrej (CRO)	*0	0	1	2	3	*3	3	3	3	*3	3	3	3	*3	3					
4	LEBRUN Felix (FRA)	*0	0	1	2	3	*4	4	4	4	*4	5	6	6	*6	7	8	9	*10	10	10
	GACINA Andrej (CRO)	0	1	1	*1	1	1	2	*3	4	5	5	*5	6	7	7	*7	7	7	8	*9
4	LEBRUN Felix (FRA)	10	*11	11	*12	13															
	GACINA Andrej (CRO)	10	10	*11	11	11															

## Legend:

\*\* Server.

MS Men's Singles





### MATCH RESULTS

**LEBRUN Alexis (FRA) W/O 4-0 GACINA Andrej (CRO)**

Game Summary		Match	Game 1	Game 2	Game 3	Game 4	Game 5	Game 6	Game 7
LEBRUN Alexis	FRA	W/O 4							
GACINA Andrej	CRO	0							
Duration									

Match No.: MS40

Table: 1

Umpires: BOGREN Ingrid Christin (SWE)

HRISTOV Tsvetozar (BUL)

**Legend:**

MS Men's Singles

W/O Walkover



## MATCH RESULTS

SOUSA DA SILVA FREITAS Marcos (POR) 3-4 **LEBRUN Felix (FRA)**

Game Summary		Match	Game 1	Game 2	Game 3	Game 4	Game 5	Game 6	Game 7
SOUSA DA SILVA FREITAS Marcos	POR	3	11	5	5	11	11	2	11
<b>LEBRUN Felix</b>	<b>FRA</b>	<b>4</b>	9	11	11	4	6	11	13
Duration		<b>53min</b>	9min	5min	4min	6min	7min	4min	13min

Match No.: MS41 Table: 1

Umpires: PIERRET Pol (LUX)

MILINSKI Maciej Zbigniew (POL)

Player Statistics	SOUSA DA SILVA FREITAS Marcos (POR)								LEBRUN Felix (FRA)							
	Game							Match	Game							Match
	1	2	3	4	5	6	7		1	2	3	4	5	6	7	
Points Won	11	5	5	11	11	2	11	<b>56</b>	9	11	11	4	6	11	13	<b>65</b>
Biggest lead	6	1	-	7	5	-	2	<b>7</b>	-	6	7	-	-	9	4	<b>9</b>
Points won on own serve	6	4	4	6	5	0	8	<b>33</b>	5	7	7	2	3	4	9	<b>37</b>
Points lost on own serve	4	4	4	2	3	7	4	<b>28</b>	5	1	1	5	6	2	3	<b>23</b>
Most consecutive points won	6	1	2	6	3	1	4	<b>6</b>	3	3	3	3	2	8	3	<b>8</b>
Greatest deficit overcome	-	-	-	-	-	-	-	-	-	1	-	-	-	-	2	<b>2</b>
Handedness/Grip	/Shakehand								Right/Penholder							

Game/Match Statistics	Game							Match
	1	2	3	4	5	6	7	
Longest Rally (strokes)	0	0	0	0	0	0	0	<b>0</b>
Average Rally	0	0	0	0	0	0	0	<b>0</b>

## Game Progress

1	SOUSA DA SILVA F. (POR)	0	1	2	*3	4	5	6	*6	6	6	7	*8	8	8	8	*9	10	10	10	*10
	LEBRUN Felix (FRA)	*0	0	0	0	0	*0	0	1	2	*3	3	3	4	*5	6	6	6	*7	8	9
1	SOUSA DA SILVA F. (POR)	<b>11</b>																			
	LEBRUN Felix (FRA)	<b>9</b>																			
2	SOUSA DA SILVA F. (POR)	*0	1	1	2	2	*2	3	3	3	*3	4	4	4	*4	5	5	5			
	LEBRUN Felix (FRA)	0	0	1	*1	2	3	3	*4	5	6	6	*7	8	9	9	*10	11			
3	SOUSA DA SILVA F. (POR)	0	0	0	*0	1	1	1	*1	2	2	2	*2	3	4	4	*5	5			
	LEBRUN Felix (FRA)	*0	1	2	3	3	*4	5	6	6	*7	8	9	9	*9	10	10	11			
4	SOUSA DA SILVA F. (POR)	*0	1	1	2	3	*4	5	5	5	*5	6	7	8	*9	10	11				
	LEBRUN Felix (FRA)	0	0	1	*1	1	1	1	*2	3	4	4	*4	4	4	4	4				
5	SOUSA DA SILVA F. (POR)	0	1	1	*2	3	4	4	*4	5	6	7	*7	8	9	9	*10	10	11		
	LEBRUN Felix (FRA)	*0	0	1	1	1	*1	2	3	3	*3	3	4	4	*4	5	5	6	6		
6	SOUSA DA SILVA F. (POR)	*0	0	0	1	1	*1	1	1	1	*1	1	1	2	2						
	LEBRUN Felix (FRA)	0	1	2	*2	3	4	5	*6	7	8	9	*10	10	11						
7	SOUSA DA SILVA F. (POR)	0	0	0	*0	1	1	1	*2	3	4	4	*5	6	7	8	*8	9	9	9	*9
	LEBRUN Felix (FRA)	*0	1	2	3	3	*4	5	5	5	*5	6	6	6	*6	6	7	7	*8	9	10
7	SOUSA DA SILVA F. (POR)	10	10	*11	11	<b>11</b>															
	LEBRUN Felix (FRA)	10	*11	11	*12	<b>13</b>															



HUTNIK ARENA

TUE  
27 JUN 2023  
19:20

TABLE TENNIS

MEN'S SINGLES

GOLD MEDAL MATCH



---

## MATCH RESULTS

**Legend:**

\*\* Server.

**MS** Men's Singles



---

## MEDALLISTS

Medal	Name	NOC
GOLD	LEBRUN Felix	FRA - France
SILVER	SOUSA DA SILVA FREITAS Marcos	POR - Portugal
BRONZE	LEBRUN Alexis	FRA - France


**ENTRY LIST BY EVENT** As of 22 JUN 2023

NOC	Name	Date of Birth	Qualification Pathway	World Ranking
AUT - Austria	MISCHEK Karoline	22 MAY 1998		(-)
	POLCANOVA Sofia	3 SEP 1994		(-)
BEL - Belgium	DEGRAEF Margo	15 AUG 1998		(-)
	MARCHETTI Nathalie	10 SEP 1996		(-)
CRO - Croatia	ARAPOVIC Hana	26 AUG 2004		(-)
	MALOBABIC Ivana	4 JUL 1980		(-)
CZE - Czechia	BLASKOVA Zdena	13 FEB 2001		(-)
	MATELOVA Hana	8 JUN 1990		(-)
ESP - Spain	XIAO YAO Maria	19 MAY 1994		(-)
	ZHANG XU Sofia Xuan	14 SEP 1999		(-)
EST - Estonia	AVAMERI Airi	18 FEB 1998		(-)
	HANSON Reelica	8 JAN 1999		(-)
FRA - France	PAVADE Prithika	2 AUG 2004		(-)
	YUAN Jia Nan	11 JUL 1985		(-)
GBR - Great Britain	CAREY Charlotte	11 JUN 1996		(-)
	HO Tin-Tin	3 SEP 1998		(-)
GEO - Georgia	NIKOIANI Ana	2 JUN 1999		(-)
GER - Germany	HAN Ying	29 APR 1983		(-)
	MITTELHAM Nina	23 NOV 1996		(-)
GRE - Greece	TERPOU Elisavet	10 JUL 2000		(-)
	TOLIOU Aikaterini	21 AUG 1995		(-)
HUN - Hungary	MADARASZ Dora Csilla	3 SEP 1993		(-)
	NAGYVARADI Mercedes	18 MAY 1994		(-)
ITA - Italy	PICCOLIN Giorgia	15 JAN 1996		(-)
	VIVARELLI Debora	28 JAN 1993		(-)
LTU - Lithuania	RILISKYTE Kornelija	11 JAN 2003		(-)

**ENTRY LIST BY EVENT** As of 22 JUN 2023

NOC	Name	Date of Birth	Qualification Pathway	World Ranking
LUX - Luxembourg	DE NUTTE Sarah	21 NOV 1992		(-)
	NI Xia Lian	4 JUL 1963		(-)
MON - Monaco	YANG Xiaoxin	8 JAN 1988		(-)
NED - Netherlands	HELLE Tanja	14 MAY 1997		(-)
	MEN Shuohan	28 FEB 2000		(-)
NOR - Norway	TOFTAKER Martine Aleksan	1 APR 2003		(-)
POL - Poland	BAJOR Natalia	7 MAR 1997		(-)
	WEGRZYN Katarzyna	9 JAN 2001		(-)
POR - Portugal	SHAO Jieni	25 JAN 1994		(-)
	YU Fu	29 NOV 1978		(-)
ROU - Romania	SAMARA Elizabeta	15 APR 1989		(-)
	SZOCS Bernadette Cynt	5 MAR 1995		(-)
SLO - Slovenia	STRAZAR Katarina	3 MAY 2001		(-)
	TOFANT Ana	12 MAR 1999		(-)
SRB - Serbia	LUPULESKU Izabela	7 NOV 1999		(-)
	SURJAN Sabina	10 APR 2000		(-)
SUI - Switzerland	MORET Rachel Emilie	23 NOV 1989		(-)
SVK - Slovakia	BALAZOVA Barbora	18 MAR 1992		(-)
	KUKULKOVA Tatiana	18 JUL 2000		(-)
SWE - Sweden	BERGSTROM Linda Amanda	12 JAN 1995		(-)
	KALLBERG Christina Hanna	1 APR 2000		(-)
TUR - Türkiye	ALTINKAYA Sibel	1 FEB 1993		(-)
	YILMAZ Ozge	4 NOV 2002		(-)
UKR - Ukraine	BRATEYKO Solomiya	24 FEB 1999		(-)
	PESOTSKA Margaryta	8 SEP 1991		(-)

**Note:**  
All Changes are available in INFO.

**Legend:**  
**CQ** Continental Qualification  
**QR** World Ranking  
**WQE** Final World Qualification Event

**HST** Host Country Place  
**Qs** Qualified by Singles

**Qq** Qualified by Team Quota  
**TCP** Tripartite Commission Place



## RESULTS

Round 1	NOC Code	Round 2	NOC Code	Round of 32	NOC Code	Round of 16	NOC Code
HAN Ying	GER						
		HAN Y	GER				
Bye				HAN Y	GER		
Bye							
Bye						HAN Y	GER
TERPOU Elisavet	GRE					4-0	
		TERPOU E	GRE				
Bye				PICCOLIN G	ITA		
Bye				4-0			
		PICCOLIN G	ITA				
PICCOLIN Giorgia	ITA						HAN Y
SURJAN Sabina	SRB						GER
		SURJAN S	SRB				4-2 (8:11 11:5 8:11 11:9 11:3 11:3)
Bye				SURJAN S	SRB		
Bye				4-0			
		STRAZAR K	SLO				
STRAZAR Katarina	SLO					BERGSTROM L	SWE
Bye						4-1	
Bye				BERGSTROM L	SWE		
Bye							
		BERGSTROM L	SWE				
BERGSTROM L	SWE						
BALAZOVA Barbora	SVK						
		BALAZOVA B	SVK				
Bye				BALAZOVA B	SVK		
Bye							
						MALOBABIC I	CRO
MISCHEK Karoline	AUT					4-1	
		MISCHEK K	AUT				
4-2							
AVAMERI Airi	EST			MALOBABIC I	CRO		
Bye				4-3			
		MALOBABIC I	CRO				
MALOBABIC Ivana	CRO						SAMARA E
ALTINKAYA Sibel	TUR						ROU
		ALTINKAYA S	TUR				4-0 (11:3 11:6 11:2 11:8)
Bye				BLASKOVA Z	CZE		
Bye				4-3			
		BLASKOVA Z	CZE				
BLASKOVA Zdena	CZE					SAMARA E	ROU
Bye						4-0	
Bye				SAMARA E	ROU		
Bye							
		SAMARA E	ROU				
SAMARA Elizabeta	ROU						



## RESULTS

Round 1	NOC Code	Round 2	NOC Code	Round of 32	NOC Code	Round of 16	NOC Code
YU Fu	POR	YU F	POR	YU F	POR	YU F	POR
Bye							
Bye							
Bye							
WEGRZYN Katarzyna	POL	WEGRZYN K	POL	ZHANG XU S	ESP	4-0	
Bye							
Bye							
ZHANG XU Sofia Xuan	ESP			ZHANG XU S	ESP	4-3	
PAVADE Prithika	FRA	PAVADE P	FRA	PAVADE P	FRA		
Bye							
Bye							
HO Tin-Tin	GBR	HO T	GBR	PAVADE P	FRA	4-2	
Bye							
Bye							
Bye							
NI Xia Lian	LUX			NI X	LUX		
PESOTSKA Margaryta	UKR	PESOTSKA M	UKR	PESOTSKA M	UKR		
Bye							
Bye							
DEGRAEF Margo	BEL	DEGRAEF M	BEL	MADARASZ D	HUN	4-2	
Bye							
Bye							
MADARASZ Dora Csilla	HUN			MADARASZ D	HUN	4-0	
MORET Rachel Emilie	SUI	MORET R	SUI	MADARASZ D	HUN		
Bye							
Bye							
HELLE Tanja	NED	HELLE T	NED	HELLE T	NED	4-3	
Bye							
Bye							
Bye							
YANG Xiaoxin	MON	YANG X	MON	YANG X	MON		

YU F	POR	YU F	POR	4-2 (11:6 8:11 11:4 7:11 11:6 12:10)
MADARASZ D	HUN	MADARASZ D	HUN	4-2
YANG X	MON	YANG X	MON	4-0 (11:1 11:3 11:8 13:11)





## RESULTS

Round 1	NOC Code	Round 2	NOC Code	Round of 32	NOC Code	Round of 16	NOC Code
MITTELHAM Nina	GER	MITTELHAM N	GER	MITTELHAM N	GER	MITTELHAM N	GER
Bye				MITTELHAM N	GER	MITTELHAM N	GER
Bye						MITTELHAM N	GER
Bye						MITTELHAM N	GER
MEN Shuohan	NED	MEN S	NED	XIAO YAO M	ESP	4-2	
Bye				XIAO YAO M	ESP		
Bye							
XIAO YAO Maria	ESP	KALLBERG C	SWE	4-1			
KALLBERG C	SWE			XIAO YAO M	ESP		
Bye							
Bye							
NAGYVARADI Mercedes	HUN	NAGYVARADI M	HUN	4-3			
Bye				NAGYVARADI M	HUN		
Bye							
Bye							
SHAO Jieni	POR	SHAO J	POR	SHAO J	POR	4-0	
MATELOVA Hana	CZE	MATELOVA H	CZE	SHAO J	POR		
Bye							
Bye							
MARCHETTI Nathalie	BEL	MARCHETTI N	BEL				
Bye							
Bye							
ARAOVIC Hana	CRO	ARAOVIC H	CRO	4-3			
YILMAZ Ozge	TUR	YILMAZ O	TUR	ARAOVIC H	CRO		
Bye							
Bye							
HANSON Reelica	EST	TOFANT A	SLO	4-1			
Bye				TOFANT A	SLO		
Bye							
TOFANT Ana	SLO	4-2					
Bye							
Bye							
Bye							
SZOCS B	ROU	SZOCS B	ROU	4-0			
Bye							
Bye							
SZOCS B	ROU						

MITTELHAM N GER  
4-1 (11:8 11:9 11:3 9:11 11:6)

SZOCS B ROU  
4-2 (11:9 12:10 8:11 10:12 11:3 15:13)



## RESULTS

Round 1	NOC Code	Round 2	NOC Code	Round of 32	NOC Code	Round of 16	NOC Code
YUAN Jia Nan	FRA	YUAN J	FRA	YUAN J	FRA	YUAN J	FRA
Bye							
Bye							
Bye							
RILISKYTE Kornelija	LTU	RILISKYTE K	LTU	RILISKYTE K	LTU		
NIKOIANI Ana	GEO	4-3		4-0			
Bye		VIVARELLI D	ITA				
VIVARELLI Debora	ITA						
BRATEYKO Solomiya	UKR	BRATEYKO S	UKR	BRATEYKO S	UKR		
Bye							
Bye		CAREY C	GBR	4-0			
CAREY Charlotte	GBR						
Bye							
Bye							
Bye							
Bye							
KUKULKOVA Tatiana	SVK						
BAJOR Natalia	POL	BAJOR N	POL	BAJOR N	POL		
Bye							
Bye							
Bye							
TOFTAKER M	NOR	TOFTAKER M	NOR				
Bye							
Bye							
DE NUTTE Sarah	LUX	DE NUTTE S	LUX	4-1			
LUPULESKU Izabela	SRB	LUPULESKU I	SRB				
Bye							
Bye							
TOLIIOU Aikaterini	GRE	TOLIIOU A	GRE	4-1			
Bye							
Bye							
Bye							
POLCANOVA Sofia	AUT	POLCANOVA S	AUT	POLCANOVA S	AUT		

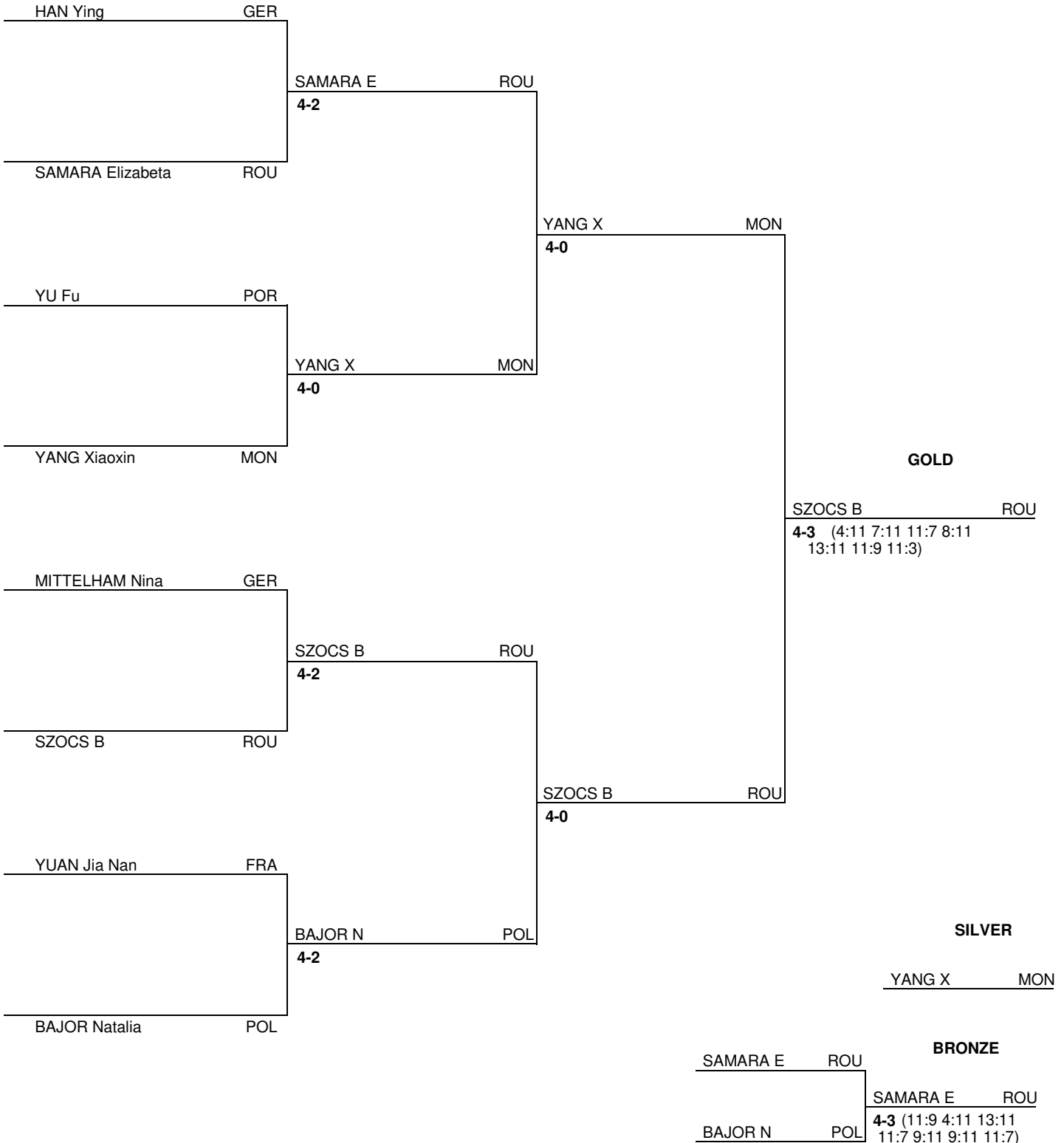
YUAN J FRA  
4-3 (11:2 10:12 11:9  
5:11 11:6 7:11 11:6)

BAJOR N POL  
4-1 (4:11 11:4 11:3  
11:8 12:10)



RESULTS

Quarterfinals	NOC Code	Semifinals	NOC Code	Gold Medal Match	NOC Code
---------------	----------	------------	----------	------------------	----------





## MATCH RESULTS

MISCHEK Karoline (AUT) 4-2 AVAMERI Airi (EST)

Game Summary		Match	Game 1	Game 2	Game 3	Game 4	Game 5	Game 6	Game 7
MISCHEK Karoline	AUT	4	3	12	13	11	6	11	
AVAMERI Airi	EST	2	11	10	11	8	11	9	
Duration		47min	6min	9min	10min	6min	6min	7min	

Match No.: WS1

Table: 1

Umpires: BOGREN Ingrid Christin (SWE)

PIERRET Pol (LUX)

Player Statistics	MISCHEK Karoline (AUT)							Match	AVAMERI Airi (EST)							Match
	Game								Game							
	1	2	3	4	5	6	7		1	2	3	4	5	6	7	
Points Won	3	12	13	11	6	11		56	11	10	11	8	11	9		60
Biggest lead	-	6	2	5	1	2		6	10	-	5	-	5	1		10
Points won on own serve	2	8	7	7	3	5		32	7	7	6	5	6	4		35
Points lost on own serve	4	3	5	3	5	5		25	1	4	6	4	3	6		24
Most consecutive points won	3	4	7	4	3	3		7	10	6	5	3	5	3		10
Greatest deficit overcome	-	-	5	-	-	1		5	-	-	-	-	1	-		1
Handedness/Grip	Left/Shakehand								Right/Shakehand							

Game/Match Statistics	Game							Match
	1	2	3	4	5	6	7	
Longest Rally (strokes)	0	0	0	0	0	0		0
Average Rally	0	0	0	0	0	0		0

## Game Progress

1	MISCHEK Karoline (AUT)	0	0	0	*0	0	0	0	*0	0	0	0	*1	2	3	3						
	AVAMERI Airi (EST)	*0	1	2	3	4	*5	6	7	8	*9	10	10	10	*10	11						
2	MISCHEK Karoline (AUT)	*0	1	2	3	3	*4	5	5	5	*6	7	8	9	*9	10	10	10	*10	10	10	
	AVAMERI Airi (EST)	0	0	0	*0	1	1	1	*2	3	3	3	*3	3	4	4	*5	6	7	8	*9	
2	MISCHEK Karoline (AUT)	10	*11	12																		
	AVAMERI Airi (EST)	10	10	10																		
3	MISCHEK Karoline (AUT)	0	0	0	*0	0	0	1	*1	2	2	3	*4	5	6	7	*8	9	9	9	*10	
	AVAMERI Airi (EST)	*0	1	2	3	4	*5	5	6	6	*7	7	7	7	*7	7	7	7	7	*8	9	9
3	MISCHEK Karoline (AUT)	10	11	*11	12	13																
	AVAMERI Airi (EST)	10	*10	11	*11	11																
4	MISCHEK Karoline (AUT)	*0	1	2	2	2	*3	4	5	5	*5	6	7	8	*9	9	9	9	*10	10	11	
	AVAMERI Airi (EST)	0	0	0	*1	2	2	2	*2	3	4	4	*4	4	4	5	*6	7	7	8	8	
5	MISCHEK Karoline (AUT)	0	1	1	*1	1	1	1	*2	2	3	4	*5	5	5	5	*5	6	6	6	6	
	AVAMERI Airi (EST)	*0	0	1	2	3	*4	5	5	6	*6	6	6	7	*8	9	10	10	10	11	11	
6	MISCHEK Karoline (AUT)	*0	0	1	2	3	*3	4	4	4	*4	5	6	6	*7	7	8	9	*9	10	10	
	AVAMERI Airi (EST)	0	1	1	*1	1	2	2	*3	4	5	5	*5	6	6	7	*7	7	8	8	*9	
6	MISCHEK Karoline (AUT)	11																				
	AVAMERI Airi (EST)	9																				



HUTNIK ARENA

FRI  
23 JUN 2023  
9:30

TABLE TENNIS

WOMEN'S SINGLES

ROUND 1



---

## MATCH RESULTS

**Legend:**

\*\* Server.

**WS** Women's Singles



## MATCH RESULTS

HANSON Reelica (EST) 2-4 TOFANT Ana (SLO)

Game Summary		Match	Game 1	Game 2	Game 3	Game 4	Game 5	Game 6	Game 7
HANSON Reelica	EST	2	4	11	10	7	11	6	
TOFANT Ana	SLO	4	11	6	12	11	8	11	
Duration		40min	6min	4min	7min	5min	7min	7min	

Match No.: WS2

Table: 2

Umpires: HRISTOV Tsvetozar (BUL)

ZLEZARCZYK Rafal (POL)

Player Statistics	HANSON Reelica (EST)							Match	TOFANT Ana (SLO)							Match
	Game								Game							
	1	2	3	4	5	6	7		1	2	3	4	5	6	7	
Points Won	4	11	10	7	11	6		49	11	6	12	11	8	11		59
Biggest lead	1	5	2	-	3	-		5	7	-	2	4	1	7		7
Points won on own serve	1	7	5	2	5	3		23	5	4	6	3	4	5		27
Points lost on own serve	6	2	6	8	4	6		32	3	4	5	5	6	3		26
Most consecutive points won	1	3	2	2	3	4		4	4	2	4	3	2	6		6
Greatest deficit overcome	-	-	-	-	1	-		1	1	-	2	-	-	-		2
Handedness/Grip	Right/Shakehand								/							

Game/Match Statistics	Game							Match
	1	2	3	4	5	6	7	
Longest Rally (strokes)	0	0	0	0	0	0		0
Average Rally	0	0	0	0	0	0		0

## Game Progress

1	HANSON Reelica (EST)	0	1	1	*1	1	2	2	*2	3	3	3	*3	3	4	4	4				
	TOFANT Ana (SLO)	*0	0	1	2	3	*3	4	5	5	*6	7	8	9	*9	10	11				
2	HANSON Reelica (EST)	*0	1	2	3	3	*4	5	5	5	*6	6	7	8	*9	9	10	11			
	TOFANT Ana (SLO)	0	0	0	*0	1	1	1	*2	3	3	4	*4	4	4	5	*6	6	6		
3	HANSON Reelica (EST)	0	1	1	*2	3	3	3	*4	5	5	5	*6	6	7	8	*8	8	9	10	*10
	TOFANT Ana (SLO)	*0	0	1	1	1	*2	3	3	3	*4	5	5	6	*6	6	7	8	*8	8	9
3	HANSON Reelica (EST)	10	10	10																	
	TOFANT Ana (SLO)	10	*11	12																	
4	HANSON Reelica (EST)	*0	0	0	1	2	*2	2	3	4	*4	4	4	5	*5	6	6	6	*7	7	
	TOFANT Ana (SLO)	0	1	2	*2	2	3	4	*4	4	5	6	*7	7	8	8	*9	10	10	11	
5	HANSON Reelica (EST)	0	0	1	*1	2	2	3	*4	4	5	5	*6	6	7	8	*9	9	9	10	11
	TOFANT Ana (SLO)	*0	1	1	2	2	*3	3	3	4	*4	5	5	6	*6	6	6	7	*8	8	8
6	HANSON Reelica (EST)	*0	0	0	1	1	*1	1	1	1	*1	2	2	3	*4	5	6	6			6
	TOFANT Ana (SLO)	0	1	2	*2	3	4	5	*6	7	8	8	*9	9	9	9	*9	10	11		

## Legend:

\*\* Server.

WS Women's Singles



## MATCH RESULTS

## RILISKYTE Kornelija (LTU) 4-3 NIKOIANI Ana (GEO)

Game Summary		Match	Game 1	Game 2	Game 3	Game 4	Game 5	Game 6	Game 7
RILISKYTE Kornelija	LTU	4	8	9	8	13	18	15	11
NIKOIANI Ana	GEO	3	11	11	11	11	16	13	9
Duration		1h 04min	7min	8min	5min	9min	12min	10min	7min

Match No.: WS3

Table: 3

Umpires: BECKMANN Mark (DEN)

DUCHATZ Kerstin Patrizi (GER)

Player Statistics	RILISKYTE Kornelija (LTU)								NIKOIANI Ana (GEO)							
	Game							Match	Game							Match
	1	2	3	4	5	6	7		1	2	3	4	5	6	7	
Points Won	8	9	8	13	18	15	11	82	11	11	11	11	16	13	9	82
Biggest lead	2	1	1	2	3	4	2	4	6	2	5	2	1	1	2	6
Points won on own serve	5	5	5	7	9	9	7	47	6	6	6	6	8	8	6	46
Points lost on own serve	5	5	5	5	8	5	3	36	3	4	3	6	9	6	4	35
Most consecutive points won	5	2	2	3	3	4	3	5	8	2	6	2	3	3	2	8
Greatest deficit overcome	-	-	-	2	1	1	2	2	2	1	1	-	-	-	-	2
Handedness/Grip	Right/Shakehand								Right/Shakehand							

Game/Match Statistics	Game							Match
	1	2	3	4	5	6	7	
Longest Rally (strokes)	0	0	0	0	0	0	0	0
Average Rally	0	0	0	0	0	0	0	0

## Game Progress

1	RILISKYTE Kornelija (LTU)	*0	1	2	2	3	*3	3	3	3	*3	3	3	3	*4	5	6	7	*8	8	8	
	NIKOIANI Ana (GEO)	0	0	0	*1	1	2	3	*4	5	6	7	*8	9	9	9	*9	9	9	10	11	
2	RILISKYTE Kornelija (LTU)	0	0	1	*1	2	3	3	*4	4	4	5	*5	6	6	6	*7	7	8	8	*9	
	NIKOIANI Ana (GEO)	*0	1	1	2	2	*2	3	3	4	*5	5	6	6	*7	8	8	9	*9	10	10	
2	RILISKYTE Kornelija (LTU)	9																				
	NIKOIANI Ana (GEO)	11																				
3	RILISKYTE Kornelija (LTU)	*0	1	1	1	1	*1	1	1	2	*3	3	3	4	*5	5	6	6	*7	8	8	
	NIKOIANI Ana (GEO)	0	0	1	*2	3	4	5	*6	6	6	7	*8	8	8	9	*9	10	10	10	11	
4	RILISKYTE Kornelija (LTU)	0	1	1	*1	2	3	3	*4	4	4	5	*5	6	6	6	*7	7	8	9	*9	
	NIKOIANI Ana (GEO)	*0	0	1	2	2	*2	3	3	4	*5	5	6	6	*7	8	8	9	*9	9	10	
4	RILISKYTE Kornelija (LTU)	10	10	*11	12	13																
	NIKOIANI Ana (GEO)	10	*11	11	*11	11																
5	RILISKYTE Kornelija (LTU)	*0	1	2	3	3	*3	3	4	4	*5	5	6	7	*8	8	8	9	*9	10	10	
	NIKOIANI Ana (GEO)	0	0	0	*0	1	2	3	*3	4	4	5	*5	5	5	6	*7	7	8	8	*9	
5	RILISKYTE Kornelija (LTU)	10	*10	11	*12	12	*13	13	*14	14	*14	15	*15	16	*17	18						
	NIKOIANI Ana (GEO)	10	11	*11	11	*12	12	*13	13	*14	15	*15	16	*16	16	16						
6	RILISKYTE Kornelija (LTU)	0	1	1	*2	3	3	3	*4	5	6	7	*7	8	8	8	*9	9	9	9	*10	
	NIKOIANI Ana (GEO)	*0	0	1	1	1	*2	3	3	3	*3	3	4	4	*5	6	6	7	*8	9	9	
6	RILISKYTE Kornelija (LTU)	10	11	*11	11	*12	13	*13	14	15												
	NIKOIANI Ana (GEO)	10	*10	11	*12	12	*12	13	*13	13												



MATCH RESULTS

Game Progress

7	<b>RILISKYTE Kornelija (LTU)</b>	*0	0	1	1	1	*2	3	3	3	*4	5	5	6	*7	8	8	9	*9	9	10
	NIKOIANI Ana (GEO)	0	1	1	*2	3	3	3	*4	5	5	5	*6	6	6	6	*7	7	8	9	*9
7	<b>RILISKYTE Kornelija (LTU)</b>	<b>11</b>																			
	NIKOIANI Ana (GEO)	<b>9</b>																			

Legend: **\*\*** Server. **WS** Women's Singles





## MATCH RESULTS

TERPOU Elisavet (GRE) 0-4 PICCOLIN Giorgia (ITA)

Game Summary		Match	Game 1	Game 2	Game 3	Game 4	Game 5	Game 6	Game 7
TERPOU Elisavet	GRE	0	6	3	9	8			
PICCOLIN Giorgia	ITA	4	11	11	11	11			
Duration		33min	7min	5min	8min	9min			

Match No.: WS4 Table: 2

Umpires: VRABEC Jan (CZE)

OLENCKI Robert (POL)

Player Statistics	TERPOU Elisavet (GRE)								Match	PICCOLIN Giorgia (ITA)								Match
	Game							Match		Game							Match	
	1	2	3	4	5	6	7			1	2	3	4	5	6	7		
Points Won	6	3	9	8					26	11	11	11	11					44
Biggest lead	-	-	1	-					1	5	8	4	5					8
Points won on own serve	3	1	4	3					11	5	6	5	5					21
Points lost on own serve	6	5	6	6					23	3	2	5	5					15
Most consecutive points won	2	1	3	3					3	4	6	4	4					6
Greatest deficit overcome	-	-	-	-					-	-	-	1	-					1
Handedness/Grip	Right/Shakehand									Right/Shakehand								

Game/Match Statistics	Game							Match
	1	2	3	4	5	6	7	
Longest Rally (strokes)	0	0	0	0				0
Average Rally	0	0	0	0				0

## Game Progress

1	TERPOU Elisavet (GRE)	*0	0	1	1	1	*2	2	3	4	*4	5	5	5	*5	5	6	6	6		
	PICCOLIN Giorgia (ITA)	0	1	1	*2	3	3	4	*4	4	5	5	*6	7	8	9	*9	10	11		
2	TERPOU Elisavet (GRE)	0	0	1	*1	1	2	2	*2	2	2	2	*2	3	3	3			3		
	PICCOLIN Giorgia (ITA)	*0	1	1	2	3	*3	4	5	6	*7	8	9	9	*10	11					
3	TERPOU Elisavet (GRE)	*0	0	1	2	2	*2	3	3	3	*3	3	4	5	*6	6	7	7	*8	8	9
	PICCOLIN Giorgia (ITA)	0	1	1	*1	2	3	3	*4	5	6	7	*7	7	7	8	*8	9	9	10	*10
3	TERPOU Elisavet (GRE)	9																			
	PICCOLIN Giorgia (ITA)	11																			
4	TERPOU Elisavet (GRE)	0	0	1	*1	1	2	2	*2	2	2	3	*4	5	5	5	*6	6	7	8	8
	PICCOLIN Giorgia (ITA)	*0	1	1	2	3	*3	4	5	6	*7	7	7	7	*8	9	9	10	*10	10	11

## Legend:

\*\* Server.

WS Women's Singles



## MATCH RESULTS

SURJAN Sabina (SRB) 4-0 STRAZAR Katarina (SLO)

Game Summary		Match	Game 1	Game 2	Game 3	Game 4	Game 5	Game 6	Game 7
SURJAN Sabina	SRB	4	11	11	11	11			
STRAZAR Katarina	SLO	0	7	3	6	7			
Duration		23min	6min	3min	5min	6min			

Match No.: WS13 Table: 4

Umpires: OTEO FERNANDEZ Fernando (ESP) SVEILE Sanita (LAT)

Player Statistics	SURJAN Sabina (SRB)								Match	STRAZAR Katarina (SLO)								Match	
	Game							Match		Game							Match		
	1	2	3	4	5	6	7			1	2	3	4	5	6	7			
Points Won	11	11	11	11					44	7	3	6	7						23
Biggest lead	5	9	5	4					9	-	-	2	-						2
Points won on own serve	8	4	6	4					22	5	1	3	3						12
Points lost on own serve	2	2	3	4					11	3	7	5	7						22
Most consecutive points won	3	9	4	3					9	3	3	2	2						3
Greatest deficit overcome	-	-	2	-					2	-	-	-	-						-
Handedness/Grip	Left/Shakehand									/Shakehand									

Game/Match Statistics	Game							Match
	1	2	3	4	5	6	7	
Longest Rally (strokes)	0	0	0	0				0
Average Rally	0	0	0	0				0

## Game Progress

1	SURJAN Sabina (SRB)	*0	1	2	3	3	*4	5	5	6	*6	7	7	8	*9	9	9	9	*10	11
	STRAZAR Katarina (SLO)	0	0	0	*0	1	1	1	*2	2	3	3	*4	4	4	5	*6	7	7	7
2	SURJAN Sabina (SRB)	0	1	2	*3	4	5	6	*7	8	9	9	*9	9	10	11				
	STRAZAR Katarina (SLO)	*0	0	0	0	0	*0	0	0	0	*0	1	2	3	*3	3				
3	SURJAN Sabina (SRB)	*0	0	1	2	2	*2	3	3	3	*4	5	6	7	*7	8	9	10	11	
	STRAZAR Katarina (SLO)	0	1	1	*1	2	3	3	*4	5	5	*5	5	6	6	*6	6	6	6	
4	SURJAN Sabina (SRB)	0	1	1	*2	2	3	4	*5	5	6	6	*6	7	7	8	*8	9	10	11
	STRAZAR Katarina (SLO)	*0	0	1	1	2	*2	2	2	3	*3	4	5	5	*6	6	7	7	*7	7

## Legend:

\*\* Server.

WS Women's Singles



## MATCH RESULTS

MISCHEK Karoline (AUT) 3-4 MALOBABIC Ivana (CRO)

Game Summary		Match	Game 1	Game 2	Game 3	Game 4	Game 5	Game 6	Game 7
MISCHEK Karoline	AUT	3	5	12	3	11	11	11	10
MALOBABIC Ivana	CRO	4	11	10	11	13	6	9	12
Duration		55min	6min	8min	4min	10min	6min	8min	7min

Match No.: WS17 Table: 4

Umpires: SVEILE Sanita (LAT)

KLECKER Roman (CZE)

Player Statistics	MISCHEK Karoline (AUT)								MALOBABIC Ivana (CRO)							
	Game							Match	Game							Match
	1	2	3	4	5	6	7		1	2	3	4	5	6	7	
Points Won	5	12	3	11	11	11	10	63	11	10	11	13	6	9	12	72
Biggest lead	1	3	-	3	5	2	-	5	6	1	8	2	3	5	5	8
Points won on own serve	3	5	2	7	5	5	6	33	6	4	7	8	3	4	7	39
Points lost on own serve	5	6	4	5	3	5	5	33	2	7	1	4	6	6	4	30
Most consecutive points won	3	3	2	3	7	4	4	7	5	3	7	5	4	4	3	7
Greatest deficit overcome	-	1	-	-	3	5	-	5	1	-	-	3	-	-	-	3
Handedness/Grip	Left/Shakehand								Right/Shakehand							

Game/Match Statistics	Game							Match
	1	2	3	4	5	6	7	
Longest Rally (strokes)	0	0	0	0	0	0	0	0
Average Rally	0	0	0	0	0	0	0	0

## Game Progress

1	MISCHEK Karoline (AUT)	0	0	0	*1	2	3	3	*3	3	4	4	*5	5	5	5	*5	5			
	MALOBABIC Ivana (CRO)	*0	1	2	2	2	*2	3	4	5	*5	6	6	7	*8	9	10	11			
2	MISCHEK Karoline (AUT)	*0	0	1	2	3	*3	4	4	5	*6	6	6	7	*7	7	7	8	*9	9	10
	MALOBABIC Ivana (CRO)	0	1	1	*1	1	2	2	*3	3	3	4	*5	5	6	7	*8	8	8	9	*9
2	MISCHEK Karoline (AUT)	10	*11	12																	
	MALOBABIC Ivana (CRO)	10	10	10																	
3	MISCHEK Karoline (AUT)	0	0	0	*1	1	1	2	*3	3	3	3	*3	3	3	3	3	3	3	3	3
	MALOBABIC Ivana (CRO)	*0	1	2	2	3	*4	4	4	5	*6	7	8	9	*10	11					
4	MISCHEK Karoline (AUT)	*0	1	2	3	3	*4	4	5	5	*5	5	5	5	*6	7	7	8	*8	9	9
	MALOBABIC Ivana (CRO)	0	0	0	*0	1	1	2	*2	3	4	5	*6	7	7	7	*8	8	9	9	*10
4	MISCHEK Karoline (AUT)	10	*11	11	*11	11															
	MALOBABIC Ivana (CRO)	10	10	*11	12	13															
5	MISCHEK Karoline (AUT)	0	0	1	*2	2	2	2	*2	3	4	5	*6	7	8	9	*9	10	11		
	MALOBABIC Ivana (CRO)	*0	1	1	1	2	*3	4	5	5	*5	5	5	5	*5	5	6	6	6	6	6
6	MISCHEK Karoline (AUT)	*0	0	0	1	1	*1	1	1	2	*3	4	4	5	*6	7	8	8	*9	9	10
	MALOBABIC Ivana (CRO)	0	1	2	*2	3	4	5	*6	6	6	6	*7	7	7	7	*7	8	8	9	*9
6	MISCHEK Karoline (AUT)	11																			
	MALOBABIC Ivana (CRO)	9																			



### MATCH RESULTS

#### Game Progress

7	MISCHEK Karoline (AUT)	0	0	0	*1	1	1	1	*2	2	3	3	*4	4	4	5	*6	6	7	8	*9
	<b>MALOBABIC Ivana (CRO)</b>	*0	1	2	2	3	*4	5	5	6	*6	7	7	8	*9	9	9	10	*10	10	10
7	MISCHEK Karoline (AUT)	10	10	<b>10</b>																	
	<b>MALOBABIC Ivana (CRO)</b>	10	*11	<b>12</b>																	

**Legend:**

\*\* Server.

**WS** Women's Singles



## MATCH RESULTS

ALTINKAYA Sibel (TUR) 3-4 BLASKOVA Zdena (CZE)

Game Summary		Match	Game 1	Game 2	Game 3	Game 4	Game 5	Game 6	Game 7
ALTINKAYA Sibel	TUR	3	7	12	11	9	11	9	9
BLASKOVA Zdena	CZE	4	11	10	8	11	8	11	11
Duration		57min	6min	8min	7min	9min	6min	7min	9min

Match No.: WS11 Table: 3

Umpires: BOGREN Ingrid Christin (SWE)

PIERRET Pol (LUX)

Player Statistics	ALTINKAYA Sibel (TUR)								BLASKOVA Zdena (CZE)							
	Game							Match	Game							Match
	1	2	3	4	5	6	7		1	2	3	4	5	6	7	
Points Won	7	12	11	9	11	9	9	68	11	10	8	11	8	11	11	70
Biggest lead	-	2	3	1	3	1	1	3	4	2	3	2	2	2	2	4
Points won on own serve	2	7	5	3	6	4	5	32	5	6	4	4	5	5	6	35
Points lost on own serve	6	4	4	7	3	6	5	35	5	5	6	6	5	5	4	36
Most consecutive points won	2	2	4	2	4	2	3	4	4	4	3	2	3	2	3	4
Greatest deficit overcome	-	2	3	-	2	-	-	3	-	-	-	1	-	1	1	1
Handedness/Grip	Right/Shakehand								Right/Shakehand							

Game/Match Statistics	Game							Match
	1	2	3	4	5	6	7	
Longest Rally (strokes)	0	0	0	0	0	0	0	0
Average Rally	0	0	0	0	0	0	0	0

## Game Progress

1	ALTINKAYA Sibel (TUR)	0	0	0	*1	1	2	2	*3	3	4	5	*5	5	6	7	*7	7	7	7	
	BLASKOVA Zdena (CZE)	*0	1	2	2	3	*3	4	4	5	*5	5	6	7	*7	7	8	9	*10	11	
2	ALTINKAYA Sibel (TUR)	*0	1	1	2	3	*3	3	3	3	*4	5	5	5	*6	7	7	8	*8	9	10
	BLASKOVA Zdena (CZE)	0	0	1	*1	1	2	3	*4	5	5	5	*6	7	7	7	*8	8	9	9	*9
2	ALTINKAYA Sibel (TUR)	10	*11	12																	
	BLASKOVA Zdena (CZE)	10	10	10																	
3	ALTINKAYA Sibel (TUR)	0	0	0	*0	1	2	2	*2	3	4	5	*6	6	7	8	*9	9	10	10	11
	BLASKOVA Zdena (CZE)	*0	1	2	3	3	*3	4	5	5	*5	5	6	*6	6	6	7	*7	8	8	8
4	ALTINKAYA Sibel (TUR)	*0	0	0	1	2	*2	3	4	4	*4	5	5	6	*6	6	7	7	*8	8	9
	BLASKOVA Zdena (CZE)	0	1	2	*2	2	3	3	*3	4	5	5	*6	6	7	8	*8	9	9	10	*10
4	ALTINKAYA Sibel (TUR)	9																			
	BLASKOVA Zdena (CZE)	11																			
5	ALTINKAYA Sibel (TUR)	0	0	0	*1	2	3	4	*4	5	5	5	*5	6	6	7	*7	8	9	10	11
	BLASKOVA Zdena (CZE)	*0	1	2	2	2	*2	2	3	3	*4	5	6	6	*7	7	8	8	*8	8	8
6	ALTINKAYA Sibel (TUR)	*0	0	1	2	2	*3	3	4	4	*4	5	5	6	*6	6	7	7	*8	8	9
	BLASKOVA Zdena (CZE)	0	1	1	*1	2	2	3	*3	4	5	5	*6	6	7	8	*8	9	9	10	*10
6	ALTINKAYA Sibel (TUR)	9																			
	BLASKOVA Zdena (CZE)	11																			



### MATCH RESULTS

**Game Progress**

7	ALTINKAYA Sibel (TUR)	0	0	0	*1	2	3	3	*4	4	5	5	*6	6	6	6	*7	7	8	9	*9
	<b>BLASKOVA Zdena (CZE)</b>	*0	1	2	2	2	*2	3	3	4	*4	5	5	6	*7	8	8	9	*9	9	10
7	ALTINKAYA Sibel (TUR)	<b>9</b>																			
	<b>BLASKOVA Zdena (CZE)</b>	<b>11</b>																			

**Legend:**

\*\* Server.

**WS** Women's Singles



## MATCH RESULTS

WEGRZYN Katarzyna (POL) 3-4 ZHANG XU Sofia Xuan (ESP)

Game Summary		Match	Game 1	Game 2	Game 3	Game 4	Game 5	Game 6	Game 7
WEGRZYN Katarzyna	POL	3	11	8	7	11	11	11	11
ZHANG XU Sofia Xuan	ESP	4	7	11	11	1	13	4	13
Duration		42min	6min	5min	5min	3min	7min	4min	9min

Match No.: WS15 Table: 3

Umpires: KRMEJ Milana (SLO)

VRABEC Jan (CZE)

Player Statistics	WEGRZYN Katarzyna (POL)								ZHANG XU Sofia Xuan (ESP)							
	Game							Match	Game							Match
	1	2	3	4	5	6	7		1	2	3	4	5	6	7	
Points Won	11	8	7	11	11	11	11	70	7	11	11	1	13	4	13	60
Biggest lead	4	-	-	10	1	7	2	10	1	4	5	-	3	1	3	5
Points won on own serve	6	4	3	5	6	6	5	35	3	6	4	0	7	3	6	29
Points lost on own serve	4	5	7	1	6	1	7	31	5	4	4	6	5	5	6	35
Most consecutive points won	2	2	2	8	4	7	4	8	2	2	5	1	4	1	3	5
Greatest deficit overcome	1	-	-	-	-	1	-	1	-	-	-	-	1	-	2	2
Handedness/Grip	Right/Shakehand								Left/Shakehand							

Game/Match Statistics	Game							Match
	1	2	3	4	5	6	7	
Longest Rally (strokes)	1	0	0	0	1	0	0	1
Average Rally	0	0	0	0	0	0	0	0

## Game Progress

1	WEGRZYN Katarzyna (POL)	*0	0	1	2	2	*3	4	4	5	*6	6	6	7	*8	8	9	10	*10	11
	ZHANG XU Sofia Xu. (ESP)	0	1	1	*1	2	2	2	*3	3	3	4	*5	5	5	6	*6	6	7	7
2	WEGRZYN Katarzyna (POL)	0	0	1	*1	2	2	*3	3	3	4	*4	5	5	5	*6	6	7	8	8
	ZHANG XU Sofia Xu. (ESP)	*0	1	1	2	2	*3	4	4	5	*6	6	7	7	*8	9	9	10	*10	10
3	WEGRZYN Katarzyna (POL)	*0	0	0	0	0	*0	1	1	2	*3	3	4	4	*5	5	6	7	*7	7
	ZHANG XU Sofia Xu. (ESP)	0	1	2	*3	4	5	5	*6	6	6	7	*7	8	8	9	*9	9	10	11
4	WEGRZYN Katarzyna (POL)	0	1	2	*3	3	4	5	*6	7	8	9	*10	11						
	ZHANG XU Sofia Xu. (ESP)	*0	0	0	0	1	*1	1	1	1	*1	1	1	1						
5	WEGRZYN Katarzyna (POL)	*0	1	1	1	2	*3	3	3	3	*3	4	4	5	*5	6	7	7	*7	8
	ZHANG XU Sofia Xu. (ESP)	0	0	1	*2	2	2	3	*4	5	6	6	*7	7	8	8	*8	9	10	10
5	WEGRZYN Katarzyna (POL)	10	*11	11	*11	11														
	ZHANG XU Sofia Xu. (ESP)	10	10	*11	12	13														
6	WEGRZYN Katarzyna (POL)	0	0	1	*2	2	3	3	*4	5	6	7	*8	9	10	10	11			
	ZHANG XU Sofia Xu. (ESP)	*0	1	1	1	2	*2	3	3	3	*3	3	3	3	*3	4	4			
7	WEGRZYN Katarzyna (POL)	*0	0	1	2	2	*2	3	3	3	*3	4	5	6	*7	7	8	9	*9	9
	ZHANG XU Sofia Xu. (ESP)	0	1	1	*1	2	3	3	*4	5	6	6	*6	6	6	7	*7	7	8	9
7	WEGRZYN Katarzyna (POL)	10	*11	11	*11	11														
	ZHANG XU Sofia Xu. (ESP)	10	10	*11	12	13														



HUTNIK ARENA

FRI  
23 JUN 2023  
19:15

TABLE TENNIS

WOMEN'S SINGLES

ROUND 2



---

## MATCH RESULTS

**Legend:**

\*\* Server.

**WS** Women's Singles





## MATCH RESULTS

## PAVADE Prithika (FRA) 4-0 HO Tin-Tin (GBR)

Game Summary		Match	Game 1	Game 2	Game 3	Game 4	Game 5	Game 6	Game 7
PAVADE Prithika	FRA	4	11	14	11	11			
HO Tin-Tin	GBR	0	9	12	9	4			
Duration		33min	8min	11min	7min	5min			

Match No.: WS8

Table: 2

Umpires: KRME LJ Milana (SLO)

BECKMANN Mark (DEN)

Player Statistics	PAVADE Prithika (FRA)								Match	HO Tin-Tin (GBR)								Match	
	Game							Match		Game							Match		
	1	2	3	4	5	6	7			1	2	3	4	5	6	7			
Points Won	11	14	11	11					47	9	12	9	4						34
Biggest lead	2	2	2	7					7	3	4	3	1						4
Points won on own serve	5	8	6	7					26	4	7	5	3						19
Points lost on own serve	5	5	4	1					15	6	6	5	4						21
Most consecutive points won	3	4	4	7					7	3	3	4	2						4
Greatest deficit overcome	3	4	3	1					4	-	-	-	-						-
Handedness/Grip	Left/Shakehand									Right/Penholder									

Game/Match Statistics	Game							Match
	1	2	3	4	5	6	7	
Longest Rally (strokes)	1	1	0	0				1
Average Rally	0	0	0	0				0

## Game Progress

1	PAVADE Prithika (FRA)	0	0	1	*1	1	1	2	*3	3	4	4	*5	6	7	7	*8	8	9	10	*10
	HO Tin-Tin (GBR)	*0	1	1	2	3	*4	4	4	5	*5	6	6	6	*6	7	7	8	*8	8	9
1	PAVADE Prithika (FRA)	11																			
	HO Tin-Tin (GBR)	9																			
2	PAVADE Prithika (FRA)	*0	0	1	1	2	*2	2	2	3	*4	4	4	4	*5	6	7	7	*7	8	9
	HO Tin-Tin (GBR)	0	1	1	*2	2	3	4	*5	5	5	6	*7	8	8	8	*8	9	10	10	*10
2	PAVADE Prithika (FRA)	10	*11	11	*12	12	*13	14													
	HO Tin-Tin (GBR)	10	10	*11	11	*12	12	12													
3	PAVADE Prithika (FRA)	0	0	1	*1	2	2	3	*4	4	4	4	*4	5	5	6	*7	7	8	9	*10
	HO Tin-Tin (GBR)	*0	1	1	2	2	*3	3	3	4	*5	6	7	7	*8	8	8	9	*9	9	9
3	PAVADE Prithika (FRA)	11																			
	HO Tin-Tin (GBR)	9																			
4	PAVADE Prithika (FRA)	*0	0	1	1	2	*3	4	4	4	*5	6	7	8	*9	10	11				
	HO Tin-Tin (GBR)	0	1	1	*2	2	2	2	*3	4	4	4	*4	4	4	4	4				

## Legend:

\*\*\* Server.

WS Women's Singles



## MATCH RESULTS

DEGRAEF Margo (BEL) 0-4 MADARASZ Dora Csilla (HUN)

Game Summary		Match	Game 1	Game 2	Game 3	Game 4	Game 5	Game 6	Game 7
DEGRAEF Margo	BEL	0	5	6	7	6			
MADARASZ Dora Csilla	HUN	4	11	11	11	11			
Duration		26min	6min	5min	7min	5min			

Match No.: WS9 Table: 4

Umpires: BYSTRICAN Marián (SVK)

JUTLE Harmesh (GBR)

Player Statistics	DEGRAEF Margo (BEL)								Match	MADARASZ Dora Csilla (HUN)								Match
	Game							Match		Game							Match	
	1	2	3	4	5	6	7			1	2	3	4	5	6	7		
Points Won	5	6	7	6					24	11	11	11	11					44
Biggest lead	-	1	-	-					1	6	5	7	6					7
Points won on own serve	4	4	4	3					15	7	7	7	5					26
Points lost on own serve	4	4	4	6					18	1	2	3	3					9
Most consecutive points won	2	2	4	2					4	4	4	4	5					5
Greatest deficit overcome	-	-	-	-					-	-	1	-	-					1
Handedness/Grip	Right/Shakehand									Right/Shakehand								

Game/Match Statistics	Game							Match
	1	2	3	4	5	6	7	
Longest Rally (strokes)	0	0	0	0				0
Average Rally	0	0	0	0				0

## Game Progress

1	DEGRAEF Margo (BEL)	0	0	0	*0	1	1	1	*2	2	3	3	*4	5	5	5	*5	5		
	MADARASZ Dora Csi. (HUN)	*0	1	2	3	3	*4	5	5	6	*6	7	7	7	*8	9	10	11		
2	DEGRAEF Margo (BEL)	0	1	1	*1	1	1	2	*2	3	3	3	*4	5	5	5	*6	6	6	
	MADARASZ Dora Csi. (HUN)	*0	0	1	2	3	*4	4	5	5	*6	7	7	7	*8	9	9	10	11	
3	DEGRAEF Margo (BEL)	0	0	0	*1	1	1	1	*1	2	3	3	*3	3	3	4	*5	6	7	7
	MADARASZ Dora Csi. (HUN)	*0	1	2	2	3	*4	5	6	6	*6	7	8	9	*10	10	10	10	*10	11
4	DEGRAEF Margo (BEL)	*0	0	1	1	1	*1	1	1	2	*2	2	3	3	*4	5	5	6	6	
	MADARASZ Dora Csi. (HUN)	0	1	1	*2	3	4	5	*6	6	7	8	*8	9	9	9	*10	10	11	

## Legend:

\*\* Server.

WS Women's Singles



MATCH RESULTS

MORET Rachel Emilie (SUI) 3-4 HELLE Tanja (NED)

Game Summary		Match	Game 1	Game 2	Game 3	Game 4	Game 5	Game 6	Game 7
MORET Rachel Emilie	SUI	3	11	10	8	11	11	8	10
HELLE Tanja	NED	4	4	12	11	9	7	11	12
Duration		55min	5min	7min	6min	10min	6min	7min	8min

Match No.: WS7

Table: 3

Umpires: DUCHATZ Kerstin Patrizi (GER)

BECKMANN Mark (DEN)

Player Statistics	MORET Rachel Emilie (SUI)								HELLE Tanja (NED)							
	Game							Match	Game							Match
	1	2	3	4	5	6	7		1	2	3	4	5	6	7	
Points Won	11	10	8	11	11	8	10	69	4	12	11	9	7	11	12	66
Biggest lead	7	4	2	2	4	1	4	7	-	2	3	3	2	4	4	4
Points won on own serve	7	6	4	4	5	5	4	35	4	7	6	3	4	6	5	35
Points lost on own serve	0	5	5	6	3	5	7	31	4	4	4	7	6	3	6	34
Most consecutive points won	3	4	2	4	4	3	4	4	1	6	4	4	2	5	6	6
Greatest deficit overcome	-	-	-	3	2	-	-	3	-	4	2	-	-	1	4	4
Handedness/Grip	Left/Shakehand								/Shakehand							

Game/Match Statistics	Game							Match
	1	2	3	4	5	6	7	
Longest Rally (strokes)	0	0	0	0	0	0	0	0
Average Rally	0	0	0	0	0	0	0	0

Game Progress

1	MORET Rachel Emilie (SUI)	0	1	1	*2	3	4	4	*5	6	7	7	*8	9	9	10	11				
	HELLE Tanja (NED)	*0	0	1	1	1	*1	2	2	2	*2	3	3	3	*4	4	4				
2	MORET Rachel Emilie (SUI)	*0	1	1	1	2	*3	4	4	5	*6	6	6	6	*7	8	9	10	*10	10	10
	HELLE Tanja (NED)	0	0	1	*2	2	2	2	*3	3	3	4	*5	6	6	6	*6	6	7	8	*9
2	MORET Rachel Emilie (SUI)	10	*10	10																	
	HELLE Tanja (NED)	10	11	12																	
3	MORET Rachel Emilie (SUI)	0	1	2	*2	2	2	2	*3	4	4	4	*4	5	6	6	*6	7	7	8	8
	HELLE Tanja (NED)	*0	0	0	1	2	*3	4	4	4	*5	6	7	7	*7	8	9	9	*10	10	11
4	MORET Rachel Emilie (SUI)	*0	1	1	2	2	*2	2	2	3	*4	4	5	5	*5	6	7	8	*9	9	10
	HELLE Tanja (NED)	0	0	1	*1	2	3	4	*5	5	5	6	*6	7	8	8	*8	8	8	9	*9
4	MORET Rachel Emilie (SUI)	11																			
	HELLE Tanja (NED)	9																			
5	MORET Rachel Emilie (SUI)	0	0	0	*1	2	3	4	*4	4	5	5	*5	6	7	7	*8	9	10	11	
	HELLE Tanja (NED)	*0	1	2	2	2	*2	2	3	4	*4	5	6	6	*6	7	7	7	*7	7	
6	MORET Rachel Emilie (SUI)	*0	1	1	1	1	*2	3	3	4	*5	5	5	5	*5	5	6	7	*8	8	8
	HELLE Tanja (NED)	0	0	1	*2	3	3	3	*4	4	4	5	*6	7	8	9	*9	9	9	10	11
7	MORET Rachel Emilie (SUI)	0	0	0	*0	0	1	2	*3	3	4	5	*6	6	7	8	*9	10	10	10	*10
	HELLE Tanja (NED)	*0	1	2	3	4	*4	4	4	5	*5	5	5	6	*6	6	6	6	*7	8	9
7	MORET Rachel Emilie (SUI)	10	10	10																	
	HELLE Tanja (NED)	10	*11	12																	



HUTNIK ARENA

FRI  
23 JUN 2023  
15:45

TABLE TENNIS

WOMEN'S SINGLES

ROUND 2



---

## MATCH RESULTS

**Legend:**

\*\* Server.

**WS** Women's Singles



MATCH RESULTS

MEN Shuohan (NED) 1-4 XIAO YAO Maria (ESP)

Game Summary		Match	Game 1	Game 2	Game 3	Game 4	Game 5	Game 6	Game 7
MEN Shuohan	NED	1	11	3	12	8	9		
XIAO YAO Maria	ESP	4	2	11	14	11	11		
Duration		35min	2min	3min	8min	7min	7min		

Match No.: WS10 Table: 1

Umpires: BECKMANN Mark (DEN)

DUCHATZ Kerstin Patrizi (GER)

Player Statistics	MEN Shuohan (NED)							Match	XIAO YAO Maria (ESP)							Match	
	Game								Match	Game							
	1	2	3	4	5	6	7			1	2	3	4	5	6		7
Points Won	11	3	11	9	9			43	2	11	15	10	11				49
Biggest lead	9	-	2	2	1			9	-	9	2	4	3				9
Points won on own serve	6	2	6	6	5			25	2	5	8	6	6				27
Points lost on own serve	0	6	7	4	5			22	5	1	5	3	4				18
Most consecutive points won	8	2	4	3	4			8	2	8	3	4	3				8
Greatest deficit overcome	-	-	-	-	-			-	-	-	2	2	1				2
Handedness/Grip	/Shakehand								Left/Shakehand								

Game/Match Statistics	Game							Match
	1	2	3	4	5	6	7	
Longest Rally (strokes)	0	0	0	0	0			0
Average Rally	0	0	0	0	0			0

Game Progress

1	MEN Shuohan (NED)	0	1	2	*3	4	5	6	*7	8	8	8	*9	10	11						
	XIAO YAO Maria (ESP)	*0	0	0	0	0	*0	0	0	0	*1	2	2	2	2						
2	MEN Shuohan (NED)	*0	0	0	0	0	*0	0	0	0	*1	1	1	2	*3	3					
	XIAO YAO Maria (ESP)	0	1	2	*3	4	5	6	*7	8	8	9	*10	10	10	11					
3	MEN Shuohan (NED)	0	0	0	*1	2	3	4	*4	4	4	5	*6	6	6	7	*8	8	8	*9	
	XIAO YAO Maria (ESP)	*0	1	2	2	2	*2	2	3	4	*5	5	5	6	*7	7	7	8	*9	10	10
3	MEN Shuohan (NED)	10	10	*11	12	*12	12	12	12												
	XIAO YAO Maria (ESP)	10	*11	11	*11	12	*13	14													
4	MEN Shuohan (NED)	*0	1	2	2	2	*2	2	3	2	*3	4	4	5	*6	7	7	8	*8	8	8
	XIAO YAO Maria (ESP)	0	0	0	*1	2	3	4	*4	6	6	6	*7	7	7	7	*8	8	9	10	11
5	MEN Shuohan (NED)	0	0	1	*2	2	2	2	*3	3	3	4	*5	6	7	7	*7	7	8	8	*9
	XIAO YAO Maria (ESP)	*0	1	1	1	2	*3	4	4	5	*6	6	6	6	*6	7	8	9	*9	10	10
5	MEN Shuohan (NED)	9																			
	XIAO YAO Maria (ESP)	11																			

Legend:

\*\* Server. WS Women's Singles



## MATCH RESULTS

KALLBERG Christina Hanna (SWE) 3-4 NAGYVARADI Mercedes (HUN)

Game Summary		Match	Game 1	Game 2	Game 3	Game 4	Game 5	Game 6	Game 7
KALLBERG Christina Hanna	SWE	3	10	15	9	12	11	11	17
NAGYVARADI Mercedes	HUN	4	12	13	11	10	9	13	19
Duration		1h 26min	9min	17min	7min	9min	11min	10min	18min

Match No.: WS12 Table: 2

Umpires: ARAUJO Celeste (POR)

BYSTRICAN Marián (SVK)

Player Statistics	KALLBERG Christina Hanna (SWE)								NAGYVARADI Mercedes (HUN)							
	Game							Match	Game							Match
	1	2	3	4	5	6	7		1	2	3	4	5	6	7	
Points Won	10	15	9	12	11	11	17	85	12	13	11	10	9	13	19	87
Biggest lead	2	2	2	2	4	1	1	4	2	3	4	4	-	4	4	4
Points won on own serve	5	8	6	8	7	7	8	49	6	7	7	7	6	8	9	50
Points lost on own serve	6	6	4	3	3	5	10	37	5	7	3	4	4	4	9	36
Most consecutive points won	3	4	5	4	3	3	4	5	3	3	6	3	2	3	3	6
Greatest deficit overcome	-	3	-	4	-	-	-	4	2	-	2	-	-	1	1	2
Handedness/Grip	/Shakehand								Right/Shakehand							

Game/Match Statistics	Game							Match
	1	2	3	4	5	6	7	
Longest Rally (strokes)	0	0	0	0	0	0	0	0
Average Rally	0	0	0	0	0	0	0	0

## Game Progress

1	KALLBERG Christin. (SWE)	*0	1	2	2	3	*3	3	4	5	*5	5	6	6	*6	7	7	7	*8	9	10
	NAGYVARADI Merce. (HUN)	0	0	0	*1	1	2	3	*3	3	4	5	*5	6	7	7	*8	9	9	9	*9
1	KALLBERG Christin. (SWE)	10	*10	10																	
	NAGYVARADI Merce. (HUN)	10	11	12																	
2	KALLBERG Christin. (SWE)	0	0	0	*0	1	2	3	*4	4	5	6	*6	6	7	7	*7	8	8	8	*9
	NAGYVARADI Merce. (HUN)	*0	1	2	3	3	*3	3	3	4	*4	4	5	6	*6	7	8	8	*9	10	10
2	KALLBERG Christin. (SWE)	10	11	*11	11	*12	12	*13	14	15											
	NAGYVARADI Merce. (HUN)	10	*10	11	*12	12	*13	13	*13	13											
3	KALLBERG Christin. (SWE)	*0	1	2	2	2	*2	2	2	2	*3	4	4	5	*6	7	8	9	*9	9	9
	NAGYVARADI Merce. (HUN)	0	0	0	*1	2	3	4	*5	6	6	6	*7	7	7	7	*7	7	8	9	*10
3	KALLBERG Christin. (SWE)	9																			
	NAGYVARADI Merce. (HUN)	11																			
4	KALLBERG Christin. (SWE)	0	0	0	*1	1	1	1	*2	3	3	4	*4	5	6	7	*7	8	8	8	*9
	NAGYVARADI Merce. (HUN)	*0	1	2	2	3	*4	5	5	5	*6	6	7	7	*7	7	8	8	*9	10	10
4	KALLBERG Christin. (SWE)	10	11	12																	
	NAGYVARADI Merce. (HUN)	10	*10	10																	
5	KALLBERG Christin. (SWE)	*0	1	2	3	3	*4	5	5	5	*6	6	7	7	*7	8	9	9	*9	10	10
	NAGYVARADI Merce. (HUN)	0	0	0	*0	1	1	1	*2	3	3	4	*4	5	6	6	*6	7	8	8	*9
5	KALLBERG Christin. (SWE)	11																			
	NAGYVARADI Merce. (HUN)	9																			



MATCH RESULTS

Game Progress

6	KALLBERG Christin. (SWE)	0	1	1	*2	2	2	2	*3	3	3	3	*4	5	5	6	*7	7	8	9	*10	
	<b>NAGYVARADI Merce. (HUN)</b>	*0	0	1	1	2	*3	4	4	5	*6	7	7	7	*8	8	8	9	*9	9	9	
6	KALLBERG Christin. (SWE)	10	10	*11	11	<b>11</b>																
	<b>NAGYVARADI Merce. (HUN)</b>	10	*11	11	*12	<b>13</b>																
7	KALLBERG Christin. (SWE)	*0	0	1	1	2	*2	3	3	4	*4	4	4	5	*5	5	6	7	*8	9	9	
	<b>NAGYVARADI Merce. (HUN)</b>	0	1	1	*2	2	3	3	*4	4	5	6	*7	7	8	9	*9	9	9	9	*10	
7	KALLBERG Christin. (SWE)	10	*11	11	*11	12	*13	13	*13	14	*15	15	*15	16	*17	17	*17	<b>17</b>				
	<b>NAGYVARADI Merce. (HUN)</b>	10	10	*11	12	*12	12	*13	14	*14	14	*15	16	*16	16	*17	18	<b>19</b>				

Legend:

\*\* Server.

**WS** Women's Singles



## MATCH RESULTS

MARCHETTI Nathalie (BEL) 3-4 ARAPOVIC Hana (CRO)

Game Summary		Match	Game 1	Game 2	Game 3	Game 4	Game 5	Game 6	Game 7
MARCHETTI Nathalie	BEL	3	8	11	9	12	5	11	6
ARAPOVIC Hana	CRO	4	11	7	11	10	11	9	11
Duration		1h 02min	9min	6min	9min	11min	6min	10min	7min

Match No.: WS5

Table: 4

Umpires: JUTLE Harmesh (GBR)

ARAUJO Celeste (POR)

Player Statistics	MARCHETTI Nathalie (BEL)								ARAPOVIC Hana (CRO)							
	Game							Match	Game							Match
	1	2	3	4	5	6	7		1	2	3	4	5	6	7	
Points Won	8	11	9	12	5	11	6	62	11	7	11	10	11	9	11	70
Biggest lead	-	4	3	2	1	2	1	4	6	1	2	3	6	4	5	6
Points won on own serve	4	7	4	6	2	4	3	30	6	4	5	5	5	3	6	34
Points lost on own serve	5	3	6	5	6	6	5	36	4	4	5	6	3	7	3	32
Most consecutive points won	4	4	3	5	3	5	2	5	5	4	4	4	5	4	6	6
Greatest deficit overcome	-	1	-	3	-	4	-	4	-	-	3	-	1	-	1	3
Handedness/Grip	Right/Shakehand								Right/Shakehand							

Game/Match Statistics	Game							Match
	1	2	3	4	5	6	7	
Longest Rally (strokes)	0	0	1	0	0	0	0	1
Average Rally	0	0	0	0	0	0	0	0

## Game Progress

1	MARCHETTI Nathalie (BEL)	0	0	0	*0	1	1	2	*2	3	4	4	*4	4	4	4	*5	6	7	8	8
	ARAPOVIC Hana (CRO)	*0	1	2	3	3	*4	4	5	5	*5	6	7	8	*9	10	10	10	*10	10	11
2	MARCHETTI Nathalie (BEL)	*0	1	2	3	3	*3	3	3	4	*5	5	5	6	*7	8	9	9	*10	11	
	ARAPOVIC Hana (CRO)	0	0	0	*0	1	2	3	*4	4	4	5	*6	6	6	6	*6	7	7	7	
3	MARCHETTI Nathalie (BEL)	0	1	2	*2	3	4	4	*4	4	4	5	*6	7	7	7	*7	7	8	8	*9
	ARAPOVIC Hana (CRO)	*0	0	0	1	1	*1	2	3	4	*5	5	5	5	*6	7	8	9	*9	10	10
3	MARCHETTI Nathalie (BEL)	9																			
	ARAPOVIC Hana (CRO)	11																			
4	MARCHETTI Nathalie (BEL)	*0	1	1	1	2	*2	3	3	3	*3	4	5	6	*7	8	8	8	*8	8	9
	ARAPOVIC Hana (CRO)	0	0	1	*2	2	3	3	*4	5	6	6	*6	6	6	6	*7	8	9	10	*10
4	MARCHETTI Nathalie (BEL)	10	*11	12																	
	ARAPOVIC Hana (CRO)	10	10	10																	
5	MARCHETTI Nathalie (BEL)	0	1	1	*1	2	2	2	*2	2	3	4	*5	5	5	5	*5	5			
	ARAPOVIC Hana (CRO)	*0	0	1	2	2	*3	4	5	6	*6	6	6	7	*8	9	10	11			
6	MARCHETTI Nathalie (BEL)	*0	1	1	2	2	*2	2	3	4	*4	4	4	4	*5	6	7	8	*9	9	10
	ARAPOVIC Hana (CRO)	0	0	1	*1	2	3	4	*4	4	5	6	*7	8	8	8	*8	8	8	9	*9
6	MARCHETTI Nathalie (BEL)	11																			
	ARAPOVIC Hana (CRO)	9																			





HUTNIK ARENA

FRI  
23 JUN 2023  
15:00

TABLE TENNIS

WOMEN'S SINGLES

ROUND 2



## MATCH RESULTS

### Game Progress

7	MARCHETTI Nathalie (BEL)	0	0	1	*1	1	2	2	*3	4	4	5	*6	6	6	6	*6	6	6
	ARAPOVIC Hana (CRO)	*0	1	1	2	3	*3	4	4	4	*5	5	5	6	*7	8	9	10	11

**Legend:**

\*\* Server.

**WS** Women's Singles



## MATCH RESULTS

YILMAZ Ozge (TUR) 1-4 TOFANT Ana (SLO)

Game Summary		Match	Game 1	Game 2	Game 3	Game 4	Game 5	Game 6	Game 7
YILMAZ Ozge	TUR	1	6	11	8	7	12		
TOFANT Ana	SLO	4	11	7	11	11	14		
Duration		28min	3min	3min	3min	4min	8min		

Match No.: WS18 Table: 1

Umpires: MILINSKI Maciej Zbigniew (POL) MEŽEK Gregor (SLO)

Player Statistics	YILMAZ Ozge (TUR)							Match	TOFANT Ana (SLO)							Match	
	Game								Game								
	1	2	3	4	5	6	7		1	2	3	4	5	6	7		
Points Won	7	11	8	8	12			46	10	7	11	11	14				53
Biggest lead	-	4	4	1	3			4	6	1	4	4	2				6
Points won on own serve	5	7	3	4	6			25	7	4	5	5	7				28
Points lost on own serve	3	3	6	6	7			25	2	4	5	4	6				21
Most consecutive points won	4	3	3	2	3			4	3	2	8	4	3				8
Greatest deficit overcome	-	1	-	-	-			1	-	-	4	1	3				4
Handedness/Grip	Left/Shakehand								/								

Game/Match Statistics	Game							Match
	1	2	3	4	5	6	7	
Longest Rally (strokes)	0	0	0	0	0			0
Average Rally	0	0	0	0	0			0

## Game Progress

1	YILMAZ Ozge (TUR)	0	0	0	*0	1	1	1	*2	1	2	3	*4	5	5	5	*6	6	6		
	TOFANT Ana (SLO)	*0	1	2	3	3	*4	5	5	7	*7	7	7	*8	9	9	10	11			
2	YILMAZ Ozge (TUR)	*0	1	1	1	2	*3	4	4	5	*6	7	7	8	*8	8	9	9	*10	11	
	TOFANT Ana (SLO)	0	0	1	*2	2	2	2	*3	3	3	3	*4	4	5	6	*6	7	7	7	
3	YILMAZ Ozge (TUR)	0	1	2	*2	3	3	4	*5	6	6	6	*6	6	6	6	*6	6	7	8	8
	TOFANT Ana (SLO)	*0	0	0	1	1	*2	2	2	2	*3	4	5	6	*7	8	9	10	*10	10	11
4	YILMAZ Ozge (TUR)	*0	0	1	2	2	*2	3	4	3	4	*5	5	6	6	*6	7	7	7	*7	7
	TOFANT Ana (SLO)	0	1	1	*1	2	3	3	*3	4	4	4	5	*5	6	7	7	*8	9	10	11
5	YILMAZ Ozge (TUR)	0	1	2	*2	2	2	3	*4	4	5	6	*7	7	7	7	*8	8	8	9	*9
	TOFANT Ana (SLO)	*0	0	0	1	2	*3	3	3	4	*4	4	4	5	*6	7	7	8	*9	9	10
5	YILMAZ Ozge (TUR)	10	10	*11	11	*12	12	12	12												
	TOFANT Ana (SLO)	10	*11	11	*12	12	*13	14													

## Legend:

\*\* Server. WS Women's Singles



## MATCH RESULTS

RILISKYTE Kornelija (LTU) 4-0 VIVARELLI Debora (ITA)

Game Summary		Match	Game 1	Game 2	Game 3	Game 4	Game 5	Game 6	Game 7
RILISKYTE Kornelija	LTU	4	11	11	11	12			
VIVARELLI Debora	ITA	0	9	6	9	10			
Duration		30min	8min	5min	8min	7min			

Match No.: WS19 Table: 3

Umpires: VRABEC Jan (CZE)

OLENCKI Robert (POL)

Player Statistics	RILISKYTE Kornelija (LTU)								VIVARELLI Debora (ITA)								
	Game							Match	Game							Match	
	1	2	3	4	5	6	7		1	2	3	4	5	6	7		
Points Won	11	11	11	12				45	9	6	9	10					34
Biggest lead	2	6	3	4				6	4	-	2	1					4
Points won on own serve	8	8	7	8				31	7	5	6	7					25
Points lost on own serve	2	1	3	3				9	3	3	4	4					14
Most consecutive points won	3	6	5	5				6	3	2	4	3					4
Greatest deficit overcome	4	-	2	1				4	-	-	-	-					-
Handedness/Grip	Right/Shakehand								Right/Shakehand								

Game/Match Statistics	Game							Match
	1	2	3	4	5	6	7	
Longest Rally (strokes)	0	0	0	0				0
Average Rally	0	0	0	0				0

## Game Progress

1	RILISKYTE Kornelija (LTU)	0	0	0	*0	1	2	2	*3	3	3	3	*4	5	5	6	*7	8	8	9	*10	
	VIVARELLI Debora (ITA)	*0	1	2	3	3	*3	4	4	5	*6	7	7	7	*8	8	8	8	*9	9	9	
1	RILISKYTE Kornelija (LTU)	11																				
	VIVARELLI Debora (ITA)	9																				
2	RILISKYTE Kornelija (LTU)	*0	1	2	3	3	*3	4	4	4	*5	6	7	8	*9	10	10	10	11			
	VIVARELLI Debora (ITA)	0	0	0	*0	1	2	2	*3	4	4	4	*4	4	4	4	*5	6	6			
3	RILISKYTE Kornelija (LTU)	0	0	1	*2	2	2	*3	4	5	6	*7	7	7	7	*7	8	8	9	*10		
	VIVARELLI Debora (ITA)	*0	1	1	1	2	*3	4	4	4	*4	4	4	5	*6	7	8	8	*9	9	9	
3	RILISKYTE Kornelija (LTU)	11																				
	VIVARELLI Debora (ITA)	9																				
4	RILISKYTE Kornelija (LTU)	*0	0	1	1	2	*2	3	4	5	*6	7	7	7	*8	8	8	8	*9	10	10	
	VIVARELLI Debora (ITA)	0	1	1	*2	2	3	3	*3	3	3	3	*4	5	5	6	*7	8	8	8	*9	
4	RILISKYTE Kornelija (LTU)	10	*11	12																		
	VIVARELLI Debora (ITA)	10	10	10																		

## Legend:

\*\* Server.

WS Women's Singles



## MATCH RESULTS

BRATEYKO Solomiya (UKR) 4-0 CAREY Charlotte (GBR)

Game Summary		Match	Game 1	Game 2	Game 3	Game 4	Game 5	Game 6	Game 7
BRATEYKO Solomiya	UKR	4	11	11	11	11			
CAREY Charlotte	GBR	0	8	5	7	8			
Duration		24min	4min	3min	5min	5min			

Match No.: WS14 Table: 1

Umpires: BERGFELDT Rebecca Eva Wic (SWE) MILINSKI Maciej Zbigniew (POL)

Player Statistics	BRATEYKO Solomiya (UKR)								Match	CAREY Charlotte (GBR)								Match
	Game							Match		Game							Match	
	1	2	3	4	5	6	7			1	2	3	4	5	6	7		
Points Won	11	11	11	11					44	8	5	7	8					28
Biggest lead	3	6	7	4					7	-	3	-	3					3
Points won on own serve	7	6	7	7					27	5	3	4	6					18
Points lost on own serve	3	2	3	2					10	4	5	4	4					17
Most consecutive points won	2	9	5	5					9	2	2	4	3					4
Greatest deficit overcome	-	3	-	3					3	-	-	-	-					-
Handedness/Grip	Right/Shakehand									Left/Shakehand								

Game/Match Statistics	Game							Match
	1	2	3	4	5	6	7	
Longest Rally (strokes)	0	0	0	0				0
Average Rally	0	0	0	0				0

## Game Progress

1	BRATEYKO Solomiya (UKR)	*0	1	2	2	2	*3	4	4	4	*5	5	6	7	*7	8	8	9	*10	10	11
	CAREY Charlotte (GBR)	0	0	0	*1	2	2	2	*3	4	4	5	*5	5	6	6	*7	7	7	8	8
2	BRATEYKO Solomiya (UKR)	0	0	0	*1	1	1	2	*3	4	5	6	*7	8	9	10	*10	11			
	CAREY Charlotte (GBR)	*0	1	2	2	3	*4	4	4	4	*4	4	4	4	*4	4	5	5			
3	BRATEYKO Solomiya (UKR)	*0	1	2	2	3	*4	5	6	7	*7	8	8	9	*10	10	10	10	*10	11	
	CAREY Charlotte (GBR)	0	0	0	*1	1	1	1	*1	1	2	2	*3	3	3	4	*5	6	7	7	
4	BRATEYKO Solomiya (UKR)	0	0	0	*0	1	2	2	*3	3	4	5	*6	7	8	8	*9	10	10	10	11
	CAREY Charlotte (GBR)	*0	1	2	3	3	*3	4	4	5	*5	5	5	5	*5	6	6	6	*7	8	8

## Legend:

\*\* Server.

WS Women's Singles



## MATCH RESULTS

TOFTAKER Martine Aleksan (NOR) 1-4 DE NUTTE Sarah (LUX)

Game Summary		Match	Game 1	Game 2	Game 3	Game 4	Game 5	Game 6	Game 7
TOFTAKER Martine Aleksan	NOR	1	8	5	11	5	8		
DE NUTTE Sarah	LUX	4	11	11	9	11	11		
Duration		30min	5min	4min	8min	4min	40min		

Match No.: WS6

Table: 1

Umpires: ZLEZARCZYK Rafal (POL)

HRISTOV Tsvetozar (BUL)

Player Statistics	TOFTAKER Martine Aleksan (NOR)								Match	DE NUTTE Sarah (LUX)								Match
	Game							Match		Game							Match	
	1	2	3	4	5	6	7			1	2	3	4	5	6	7		
Points Won	1	1	1	0	0				3	0	0	0	0	0				0
Biggest lead	-	-	-	-	-				-	1	-	-	-	-				1
Points won on own serve	0	0	0	0	0				0	0	0	0	0	0				0
Points lost on own serve	0	0	0	0	0				0	0	0	0	0	0				0
Most consecutive points won	1	1	1	0	0				1	0	0	0	0	0				0
Greatest deficit overcome	-	-	-	-	-				-	-	-	-	-	-				-
Handedness/Grip	Left/Shakehand									/Shakehand								

Game/Match Statistics	Game							Match
	1	2	3	4	5	6	7	
Longest Rally (strokes)	0	0	0	0	0			0
Average Rally	0	0	0	0	0			0

## Game Progress

1	TOFTAKER Martine . (NOR)	7	
	DE NUTTE Sarah (LUX)	8	
2	TOFTAKER Martine . (NOR)	0	
	DE NUTTE Sarah (LUX)	0	
3	TOFTAKER Martine . (NOR)	0	0
	DE NUTTE Sarah (LUX)	0	0
4	TOFTAKER Martine . (NOR)		
	DE NUTTE Sarah (LUX)		
5	TOFTAKER Martine . (NOR)		
	DE NUTTE Sarah (LUX)		

## Legend:

\*\*\* Server.

WS Women's Singles



## MATCH RESULTS

## LUPULESKU Izabela (SRB) 1-4 TOLIOU Aikaterini (GRE)

Game Summary		Match	Game 1	Game 2	Game 3	Game 4	Game 5	Game 6	Game 7
LUPULESKU Izabela	SRB	1	9	8	11	8	10		
TOLIOU Aikaterini	GRE	4	11	11	3	11	12		
Duration		34min	7min	5min	4min	8min	6min		

Match No.: WS16 Table: 2

Umpires: BYSTRICAN Marián (SVK)

JUTLE Harmesh (GBR)

Player Statistics	LUPULESKU Izabela (SRB)							Match	TOLIOU Aikaterini (GRE)							Match	
	Game								Game								
	1	2	3	4	5	6	7		1	2	3	4	5	6	7		
Points Won	9	8	11	8	10			46	11	11	3	11	12				48
Biggest lead	6	2	8	3	3			8	2	3	1	3	2				3
Points won on own serve	7	4	4	5	3			23	8	5	1	6	4				24
Points lost on own serve	3	6	2	5	8			24	2	4	7	3	7				23
Most consecutive points won	3	3	7	3	3			7	6	3	1	6	5				6
Greatest deficit overcome	-	-	1	-	-			1	6	2	-	3	3				6
Handedness/Grip	Right/Shakehand								Right/Shakehand								

Game/Match Statistics	Game							Match
	1	2	3	4	5	6	7	
Longest Rally (strokes)	0	0	0	1	0			1
Average Rally	0	0	0	0	0			0

## Game Progress

1	LUPULESKU Izabela (SRB)	*0	1	2	2	3	*4	5	5	6	*7	8	8	8	*8	8	8	*9	9	9	
	TOLIOU Aikaterini (GRE)	0	0	0	*1	1	1	1	*2	2	2	2	*3	4	5	6	*7	8	8	*10	
1	LUPULESKU Izabela (SRB)	9																			
	TOLIOU Aikaterini (GRE)	11																			
2	LUPULESKU Izabela (SRB)	*0	1	1	2	2	*3	4	4	4	*4	5	6	7	*7	7	7	8	*8	8	8
	TOLIOU Aikaterini (GRE)	0	0	1	*1	2	2	2	*3	4	5	5	*5	5	6	7	*8	8	9	10	11
3	LUPULESKU Izabela (SRB)	0	0	1	*2	2	3	4	*5	6	7	8	*9	9	10	11					
	TOLIOU Aikaterini (GRE)	*0	1	1	1	2	*2	2	2	2	*2	2	2	3	*3	3					
4	LUPULESKU Izabela (SRB)	*0	1	2	2	2	*2	3	4	4	*5	5	6	7	*8	8	8	8	*8	8	8
	TOLIOU Aikaterini (GRE)	0	0	0	*1	2	3	3	*3	4	4	5	*5	5	5	6	*7	8	9	10	11
5	LUPULESKU Izabela (SRB)	0	1	1	*1	2	3	4	*4	4	5	6	*6	7	8	8	*9	9	10	10	*10
	TOLIOU Aikaterini (GRE)	*0	0	1	2	2	*2	2	3	4	*4	4	5	5	*5	6	6	7	*7	8	9
5	LUPULESKU Izabela (SRB)	10	10	10																	
	TOLIOU Aikaterini (GRE)	10	*11	12																	

## Legend:

\*\* Server.

WS Women's Singles



## MATCH RESULTS

HAN Ying (GER) 4-0 PICCOLIN Giorgia (ITA)

Game Summary		Match	Game 1	Game 2	Game 3	Game 4	Game 5	Game 6	Game 7
HAN Ying	GER	4	11	11	11	11			
PICCOLIN Giorgia	ITA	0	2	3	1	7			
Duration		21min	4min	5min	4min	6min			

Match No.: WS24 Table: 2

Umpires: BYSTRICAN Marián (SVK)

ARAUJO Celeste (POR)

Player Statistics	HAN Ying (GER)								Match	PICCOLIN Giorgia (ITA)								Match	
	Game									Match	Game								
	1	2	3	4	5	6	7	1			2	3	4	5	6	7			
Points Won	11	11	11	11					44	2	3	1	7					13	
Biggest lead	9	8	10	4					10	-	1	-	1					1	
Points won on own serve	5	4	6	4					19	0	1	1	3					5	
Points lost on own serve	2	2	0	4					8	6	7	5	7					25	
Most consecutive points won	5	6	8	4					8	1	1	1	3					3	
Greatest deficit overcome	-	1	-	1					1	-	-	-	-					-	
Handedness/Grip	Right/Shakehand									Right/Shakehand									

Game/Match Statistics	Game							Match
	1	2	3	4	5	6	7	
Longest Rally (strokes)	0	0	0	1				1
Average Rally	0	0	0	0				0

## Game Progress

1	HAN Ying (GER)	*0	1	2	3	4	*5	5	6	7	*8	8	9	10	11					
	PICCOLIN Giorgia (ITA)	0	0	0	*0	0	0	1	*1	1	1	2	*2	2	2					
2	HAN Ying (GER)	0	0	1	*2	3	4	5	*6	6	7	8	*9	9	10	11				
	PICCOLIN Giorgia (ITA)	*0	1	1	1	1	*1	1	1	2	*2	2	2	3	*3	3				
3	HAN Ying (GER)	*0	1	2	3	3	*4	5	6	7	*8	9	10	11						
	PICCOLIN Giorgia (ITA)	0	0	0	*0	1	1	1	*1	1	1	1	*1	1						
4	HAN Ying (GER)	0	0	1	*2	3	3	4	*4	4	4	5	*5	6	7	8	*9	9	10	11
	PICCOLIN Giorgia (ITA)	*0	1	1	1	1	*2	2	3	4	*5	5	6	6	*6	6	6	7	*7	7

## Legend:

\*\* Server.

WS Women's Singles



## MATCH RESULTS

SURJAN Sabina (SRB) 1-4 BERGSTROM Linda Amanda (SWE)

Game Summary		Match	Game 1	Game 2	Game 3	Game 4	Game 5	Game 6	Game 7
SURJAN Sabina	SRB	1	6	11	10	11	10		
BERGSTROM Linda Amanda	SWE	4	11	13	12	6	12		
Duration		42min	8min	8min	9min	5min	9min		

Match No.: WS28 Table: 2

Umpires: KIVIMAKI Joonas (FIN)

BECKMANN Mark (DEN)

Player Statistics	SURJAN Sabina (SRB)							Match	BERGSTROM Linda Amanda (SWE)							Match	
	Game								Game								
	1	2	3	4	5	6	7		1	2	3	4	5	6	7		
Points Won	6	11	10	11	10			48	11	13	12	6	12				54
Biggest lead	1	1	3	7	2			7	5	3	2	-	3				5
Points won on own serve	3	6	6	4	4			23	5	7	7	2	5				26
Points lost on own serve	6	6	5	4	7			28	3	5	4	7	6				25
Most consecutive points won	2	2	3	6	3			6	5	3	3	3	4				5
Greatest deficit overcome	-	-	-	-	-			-	1	1	3	-	2				3
Handedness/Grip	Left/Shakehand								/Shakehand								

Game/Match Statistics	Game							Match
	1	2	3	4	5	6	7	
Longest Rally (strokes)	0	0	0	0	0			0
Average Rally	0	0	0	0	0			0

## Game Progress

1	SURJAN Sabina (SRB)	*0	0	1	1	2	*3	3	4	4	*5	5	5	5	*5	5	6	6	6		
	BERGSTROM Linda. (SWE)	0	1	1	*2	2	2	3	*3	4	4	5	*6	7	8	9	*9	10	11		
2	SURJAN Sabina (SRB)	0	0	0	*1	1	2	3	*3	3	3	4	*5	5	6	6	*7	8	8	9	*10
	BERGSTROM Linda. (SWE)	*0	1	2	2	3	*3	3	4	5	*6	6	6	7	*7	8	8	8	*9	9	9
2	SURJAN Sabina (SRB)	10	10	*11	11	11															
	BERGSTROM Linda. (SWE)	10	*11	11	*12	13															
3	SURJAN Sabina (SRB)	*0	1	2	2	2	*3	4	5	5	*6	6	6	7	*7	7	7	8	*8	9	9
	BERGSTROM Linda. (SWE)	0	0	0	*1	2	2	2	*2	3	3	4	*5	5	6	7	*8	8	9	9	*10
3	SURJAN Sabina (SRB)	10	*10	10																	
	BERGSTROM Linda. (SWE)	10	11	12																	
4	SURJAN Sabina (SRB)	0	1	2	*3	4	5	6	*6	7	8	8	*8	9	10	10	*10	10	11		
	BERGSTROM Linda. (SWE)	*0	0	0	0	0	*0	0	1	1	*1	2	3	3	*3	4	5	6	6		
5	SURJAN Sabina (SRB)	*0	0	1	2	3	*3	4	4	4	*4	4	5	5	*6	6	6	7	*8	8	9
	BERGSTROM Linda. (SWE)	0	1	1	*1	1	2	2	*3	4	5	6	*6	7	7	8	*9	9	9	10	*10
5	SURJAN Sabina (SRB)	10	*10	10																	
	BERGSTROM Linda. (SWE)	10	11	12																	

## Legend:

\*\* Server.

WS Women's Singles





## MATCH RESULTS

BALAZOVA Barbora (SVK) 1-4 MALOBABIC Ivana (CRO)

Game Summary		Match	Game 1	Game 2	Game 3	Game 4	Game 5	Game 6	Game 7
BALAZOVA Barbora	SVK	1	7	11	11	5	8		
MALOBABIC Ivana	CRO	4	11	13	9	11	11		
Duration		39min	8min	8min	6min	5min	9min		

Match No.: WS35 Table: 3

Umpires: KLECKER Roman (CZE)

VRABEC Jan (CZE)

Player Statistics	BALAZOVA Barbora (SVK)							Match	MALOBABIC Ivana (CRO)							Match	
	Game								Game								
	1	2	3	4	5	6	7		1	2	3	4	5	6	7		
Points Won	7	11	11	5	8			42	11	13	9	11	11				55
Biggest lead	4	1	2	-	1			4	4	7	3	6	5				7
Points won on own serve	4	7	8	3	5			27	7	8	7	6	7				35
Points lost on own serve	4	5	2	5	4			20	3	4	3	2	3				15
Most consecutive points won	4	3	4	2	3			4	7	7	2	4	5				7
Greatest deficit overcome	-	-	3	-	-			3	4	1	-	-	1				4
Handedness/Grip	Left/Shakehand								Right/Shakehand								

Game/Match Statistics	Game							Match
	1	2	3	4	5	6	7	
Longest Rally (strokes)	0	0	0	0	0			0
Average Rally	0	0	0	0	0			0

## Game Progress

1	BALAZOVA Barbora (SVK)	0	0	1	*2	2	3	4	*5	6	6	6	*6	6	6	6	*6	7	7	7		
	MALOBABIC Ivana (CRO)	*0	1	1	1	2	*2	2	2	2	*3	4	5	6	*7	8	9	9	*10	11		
2	BALAZOVA Barbora (SVK)	*0	0	0	0	0	*0	0	0	1	*2	3	3	4	*5	6	6	7	*8	9	9	
	MALOBABIC Ivana (CRO)	0	1	2	*3	4	5	6	*7	7	7	7	*8	8	8	8	*9	9	9	9	*10	
2	BALAZOVA Barbora (SVK)	10	*11	11	*11	11																
	MALOBABIC Ivana (CRO)	10	10	*11	12	13																
3	BALAZOVA Barbora (SVK)	0	0	1	*1	2	2	2	*3	3	3	4	*5	6	7	7	*8	9	9	9	*10	
	MALOBABIC Ivana (CRO)	*0	1	1	2	2	*3	4	4	5	*6	6	6	6	*6	7	7	7	*8	9	9	
3	BALAZOVA Barbora (SVK)	11																				
	MALOBABIC Ivana (CRO)	9																				
4	BALAZOVA Barbora (SVK)	*0	0	0	0	1	*2	2	3	3	*4	4	4	4	*4	5	5	5			5	
	MALOBABIC Ivana (CRO)	0	1	2	*3	3	3	4	*4	5	5	6	*7	8	9	9	*10	11				
5	BALAZOVA Barbora (SVK)	0	0	1	*2	2	2	2	*3	4	4	4	*4	4	4	5	*6	7	7	8	8	
	MALOBABIC Ivana (CRO)	*0	1	1	1	2	*3	4	4	4	4	*5	6	7	8	*9	9	9	9	*10	10	11

## Legend:

\*\* Server.

WS Women's Singles



## MATCH RESULTS

BLASKOVA Zdena (CZE) 0-4 SAMARA Elizabeta (ROU)

Game Summary		Match	Game 1	Game 2	Game 3	Game 4	Game 5	Game 6	Game 7
BLASKOVA Zdena	CZE	0	4	8	7	7			
SAMARA Elizabeta	ROU	4	11	11	11	11			
Duration		23min	4min	5min	5min	7min			

Match No.: WS30 Table: 1

Umpires: DUCHATZ Kerstin Patrizi (GER)

GEIGER Christoph (GER)

Player Statistics	BLASKOVA Zdena (CZE)								Match	SAMARA Elizabeta (ROU)								Match	
	Game									Match	Game								
	1	2	3	4	5	6	7	1			2	3	4	5	6	7			
Points Won	4	8	7	7					26	11	11	11	11					44	
Biggest lead	-	1	1	1					1	7	4	4	4					7	
Points won on own serve	3	5	3	5					16	7	6	6	6					25	
Points lost on own serve	4	5	5	5					19	1	3	4	2					10	
Most consecutive points won	1	3	3	2					3	4	5	3	4					5	
Greatest deficit overcome	-	-	-	-					-	-	1	1	1					1	
Handedness/Grip	Right/Shakehand									/Shakehand									

Game/Match Statistics	Game							Match
	1	2	3	4	5	6	7	
Longest Rally (strokes)	0	0	0	0				0
Average Rally	0	0	0	0				0

## Game Progress

1	BLASKOVA Zdena (CZE)	0	0	0	*1	1	1	1	*2	2	3	3	*4	4	4	4	4	SAMARA Elizabeta (ROU)	*0	1	2	2	3	*4	5	5	6	*6	7	7	8	*9	10	11								
2	BLASKOVA Zdena (CZE)	*0	1	1	2	2	*2	2	2	2	*3	3	4	4	*5	6	7	7	*8	8	8	SAMARA Elizabeta (ROU)	0	0	1	*1	2	3	4	*5	6	6	7	*7	8	8	8	*8	9	9	10	11
3	BLASKOVA Zdena (CZE)	0	1	1	*1	1	2	3	*4	4	4	4	*5	5	6	6	*7	7	7	7	7	SAMARA Elizabeta (ROU)	*0	0	1	2	3	*3	3	3	4	*5	6	6	7	*7	8	8	9	*10	11	
4	BLASKOVA Zdena (CZE)	*0	1	1	2	2	*3	3	3	4	*5	5	5	5	*5	6	6	6	*7	7	7	SAMARA Elizabeta (ROU)	0	0	1	*1	2	2	3	*4	4	4	4	5	*6	7	8	8	*9	10	10	11

## Legend:

\*\* Server.

WS Women's Singles



## MATCH RESULTS

YU Fu (POR) 4-0 ZHANG XU Sofia Xuan (ESP)

Game Summary		Match	Game 1	Game 2	Game 3	Game 4	Game 5	Game 6	Game 7
YU Fu	POR	4	11	11	11	11			
ZHANG XU Sofia Xuan	ESP	0	8	4	6	5			
Duration		22min	7min	3min	5min	6min			

Match No.: WS31 Table: 3

Umpires: PIERRET Pol (LUX)

SVEILE Sanita (LAT)

Player Statistics	YU Fu (POR)								Match	ZHANG XU Sofia Xuan (ESP)								Match
	Game							Match		Game							Match	
	1	2	3	4	5	6	7			1	2	3	4	5	6	7		
Points Won	11	11	11	11					44	8	4	6	5					23
Biggest lead	3	7	6	6					7	1	-	-	3					3
Points won on own serve	5	7	6	5					23	3	4	3	2					12
Points lost on own serve	5	0	3	3					11	6	4	5	6					21
Most consecutive points won	4	3	3	4					4	3	1	2	3					3
Greatest deficit overcome	1	-	-	3					3	-	-	-	-					-
Handedness/Grip	Right/Penholder									Left/Shakehand								

Game/Match Statistics	Game							Match
	1	2	3	4	5	6	7	
Longest Rally (strokes)	0	0	0	0				0
Average Rally	0	0	0	0				0

## Game Progress

1	YU Fu (POR)	*0	0	1	1	2	*3	4	5	5	*5	6	7	7	*7	7	8	9	*10	10	11
	ZHANG XU Sofia Xu. (ESP)	0	1	1	*2	2	2	2	*2	3	4	4	*4	5	6	7	*7	7	7	8	8
2	YU Fu (POR)	0	1	1	*2	3	4	4	*5	6	7	7	*8	9	9	10	11				
	ZHANG XU Sofia Xu. (ESP)	*0	0	1	1	1	*1	2	2	2	*2	3	3	3	*4	4	4				
3	YU Fu (POR)	*0	1	2	3	3	*4	5	5	6	*7	7	8	9	*9	9	10	10	11		
	ZHANG XU Sofia Xu. (ESP)	0	0	0	*0	1	1	1	*2	2	2	3	*3	3	4	5	*5	6	6		
4	YU Fu (POR)	0	0	0	*0	1	2	3	*4	4	5	6	*7	7	8	9	*10	11			
	ZHANG XU Sofia Xu. (ESP)	*0	1	2	3	3	*3	3	3	4	*4	4	4	5	*5	5	5	5			

## Legend:

\*\* Server.

WS Women's Singles



## MATCH RESULTS

## PAVADE Prithika (FRA) 4-2 NI Xia Lian (LUX)

Game Summary		Match	Game 1	Game 2	Game 3	Game 4	Game 5	Game 6	Game 7
PAVADE Prithika	FRA	4	12	8	12	3	11	11	
NI Xia Lian	LUX	2	10	11	10	11	7	9	
Duration		46min	9min	6min	9min	4min	7min	9min	

Match No.: WS29 Table: 4

Umpires: ZLEZARCZYK Rafal (POL)

OLENCKI Robert (POL)

Player Statistics	PAVADE Prithika (FRA)							Match	NI Xia Lian (LUX)							Match
	Game								Game							
	1	2	3	4	5	6	7		1	2	3	4	5	6	7	
Points Won	12	8	12	3	11	11		57	10	11	10	11	7	9		58
Biggest lead	2	-	2	-	4	3		4	2	6	6	8	-	1		8
Points won on own serve	6	5	8	3	6	5		33	5	6	7	6	5	4		33
Points lost on own serve	5	5	3	5	2	5		25	6	3	4	0	5	6		24
Most consecutive points won	3	5	8	2	2	3		8	3	6	4	8	2	3		8
Greatest deficit overcome	2	-	6	-	-	1		6	-	-	-	-	-	-		-
Handedness/Grip	Left/Shakehand								/Shakehand							

Game/Match Statistics	Game							Match
	1	2	3	4	5	6	7	
Longest Rally (strokes)	0	0	0	0	0	0		0
Average Rally	0	0	0	0	0	0		0

## Game Progress

1	PAVADE Prithika (FRA)	0	0	1	*2	2	2	2	*3	4	5	5	*6	6	6	7	*8	8	9	10	*10
	NI Xia Lian (LUX)	*0	1	1	1	2	*3	4	4	4	*4	5	5	6	*7	7	7	8	*8	8	9
1	PAVADE Prithika (FRA)	10	11	12																	
	NI Xia Lian (LUX)	10	*10	10																	
2	PAVADE Prithika (FRA)	*0	0	0	0	0	*0	0	1	2	*3	4	5	5	*6	7	7	7	*8	8	8
	NI Xia Lian (LUX)	0	1	2	*3	4	5	6	*6	6	6	6	*6	7	7	7	*8	9	9	10	11
3	PAVADE Prithika (FRA)	0	0	0	*1	2	2	2	*2	3	3	3	*3	3	4	4	*5	6	7	8	*9
	NI Xia Lian (LUX)	*0	1	2	2	2	*3	4	5	5	*6	7	8	9	*9	10	10	10	*10	10	10
3	PAVADE Prithika (FRA)	10	11	12																	
	NI Xia Lian (LUX)	10	*10	10																	
4	PAVADE Prithika (FRA)	*0	0	0	0	0	*0	0	0	0	*1	2	2	2	*3						3
	NI Xia Lian (LUX)	0	1	2	*3	4	5	6	*7	8	8	8	*9	10	10	11					
5	PAVADE Prithika (FRA)	0	1	1	*2	3	3	4	*5	5	5	6	*6	7	8	8	*9	10	10	11	
	NI Xia Lian (LUX)	*0	0	1	1	1	*2	2	2	3	*4	4	5	5	*5	6	6	6	*7	7	
6	PAVADE Prithika (FRA)	*0	0	1	2	3	*3	3	4	5	*6	6	6	6	*7	8	8	8	*8	9	10
	NI Xia Lian (LUX)	0	1	1	*1	1	2	3	*3	3	3	4	*5	6	6	6	*7	8	9	9	*9
6	PAVADE Prithika (FRA)	11																			
	NI Xia Lian (LUX)	9																			



HUTNIK ARENA

SAT  
24 JUN 2023  
18:00

TABLE TENNIS

WOMEN'S SINGLES

ROUND OF 32



---

## MATCH RESULTS

**Legend:**

\*\* Server.

**WS** Women's Singles



## MATCH RESULTS

PESOTSKA Margaryta (UKR) 2-4 MADARASZ Dora Csilla (HUN)

Game Summary		Match	Game 1	Game 2	Game 3	Game 4	Game 5	Game 6	Game 7
PESOTSKA Margaryta	UKR	2	12	11	11	11	7	15	
MADARASZ Dora Csilla	HUN	4	14	9	5	13	11	17	
Duration		59min	11min	7min	5min	11min	6min	14min	

Match No.: WS34 Table: 1

Umpires: GEIGER Christoph (GER)

DUCHATZ Kerstin Patrizi (GER)

Player Statistics	PESOTSKA Margaryta (UKR)							Match	MADARASZ Dora Csilla (HUN)							Match
	Game								Game							
	1	2	3	4	5	6	7		1	2	3	4	5	6	7	
Points Won	12	11	11	11	7	15		67	14	9	5	13	11	17		69
Biggest lead	-	4	6	3	1	1		6	4	-	1	2	4	4		4
Points won on own serve	8	6	6	5	5	7		37	9	5	3	6	8	8		39
Points lost on own serve	5	4	2	7	3	9		30	4	5	5	6	2	8		30
Most consecutive points won	3	4	4	3	3	3		4	3	4	1	3	4	4		4
Greatest deficit overcome	-	-	1	-	-	-		1	-	-	-	3	1	1		3
Handedness/Grip	Right/Shakehand								Right/Shakehand							

Game/Match Statistics	Game							Match
	1	2	3	4	5	6	7	
Longest Rally (strokes)	0	0	0	0	0	0		0
Average Rally	0	0	0	0	0	0		0

## Game Progress

1	PESOTSKA Margary. (UKR)	0	0	0	*0	1	2	2	*3	3	3	3	*4	4	5	6	*7	7	7	8	*9
	MADARASZ Dora Csi. (HUN)	*0	1	2	3	3	*3	4	4	5	*6	7	7	8	*8	8	8	9	*10	10	10
1	PESOTSKA Margary. (UKR)	10	10	*11	11	*12	12	12													
	MADARASZ Dora Csi. (HUN)	10	*11	11	*12	12	*13	14													
2	PESOTSKA Margary. (UKR)	*0	1	1	2	3	*4	5	5	5	*5	5	6	7	*8	9	9	9	*10	10	10
	MADARASZ Dora Csi. (HUN)	0	0	1	*1	1	1	1	*2	3	4	5	*5	5	5	5	*6	7	7	8	*9
2	PESOTSKA Margary. (UKR)	11																			
	MADARASZ Dora Csi. (HUN)	9																			
3	PESOTSKA Margary. (UKR)	0	0	1	*2	3	4	4	*5	5	6	6	*7	8	9	10	*10	11			
	MADARASZ Dora Csi. (HUN)	*0	1	1	1	1	*1	2	2	3	*3	4	4	4	*4	4	5	5			
4	PESOTSKA Margary. (UKR)	*0	1	2	3	3	*4	4	4	5	*6	6	6	7	*7	7	8	9	*9	9	9
	MADARASZ Dora Csi. (HUN)	0	0	0	*0	1	1	2	*3	3	3	4	*5	5	6	7	*7	7	8	9	*10
4	PESOTSKA Margary. (UKR)	10	*11	11	*11	11															
	MADARASZ Dora Csi. (HUN)	10	10	*11	12	13															
5	PESOTSKA Margary. (UKR)	0	0	0	*1	2	3	3	*4	4	4	4	*4	5	5	6	*6	7	7	7	7
	MADARASZ Dora Csi. (HUN)	*0	1	2	2	2	*2	3	3	4	*5	6	7	7	*8	8	9	9	*10	11	
6	PESOTSKA Margary. (UKR)	*0	0	0	0	0	*1	1	2	3	*3	3	4	5	*5	6	6	7	*8	9	9
	MADARASZ Dora Csi. (HUN)	0	1	2	*3	4	4	5	*5	5	6	7	*7	7	8	8	*9	9	9	9	*10
6	PESOTSKA Margary. (UKR)	10	*11	11	*11	12	*12	13	*14	14	*15	15	*15	15							
	MADARASZ Dora Csi. (HUN)	10	10	*11	12	*12	13	*13	13	*14	14	*15	16	17							



HUTNIK ARENA

SAT  
24 JUN 2023  
20:30

TABLE TENNIS

WOMEN'S SINGLES

ROUND OF 32



---

## MATCH RESULTS

**Legend:**

\*\* Server.

**WS** Women's Singles



## MATCH RESULTS

HELLE Tanja (NED) 0-4 YANG Xiaoxin (MON)

Game Summary		Match	Game 1	Game 2	Game 3	Game 4	Game 5	Game 6	Game 7
HELLE Tanja	NED	0	4	5	10	5			
YANG Xiaoxin	MON	4	11	11	12	11			
Duration		29min	6min	6min	9min	5min			

Match No.: WS26 Table: 1

Umpires: SVEILE Sanita (LAT)

PIERRET Pol (LUX)

Player Statistics	HELLE Tanja (NED)								Match	YANG Xiaoxin (MON)								Match
	Game							Match		Game							Match	
	1	2	3	4	5	6	7			1	2	3	4	5	6	7		
Points Won	4	5	10	5					24	11	11	12	11					45
Biggest lead	-	3	1	-					3	8	6	3	6					8
Points won on own serve	3	2	3	2					10	6	5	4	5					20
Points lost on own serve	5	6	8	6					25	1	3	7	3					14
Most consecutive points won	2	4	3	2					4	8	7	2	3					8
Greatest deficit overcome	-	-	-	-					-	-	3	1	-					3
Handedness/Grip	/Shakehand									/Shakehand								

Game/Match Statistics	Game							Match
	1	2	3	4	5	6	7	
Longest Rally (strokes)	0	0	0	0				0
Average Rally	0	0	0	0				0

## Game Progress

1	HELLE Tanja (NED)	*0	0	0	0	0	*0	0	0	0	*1	2	2	3	*4	4	4	
	YANG Xiaoxin (MON)	0	1	2	*3	4	5	6	*7	8	8	8	*9	9	9	10	11	
2	HELLE Tanja (NED)	0	0	1	*2	3	4	4	*4	4	5	5	*5	5	5	5	*5	5
	YANG Xiaoxin (MON)	*0	1	1	1	1	*1	2	3	4	*4	5	6	7	*8	9	10	11
3	HELLE Tanja (NED)	*0	1	1	1	2	*2	2	3	3	*3	4	5	6	*6	7	7	8
	YANG Xiaoxin (MON)	0	0	1	*2	2	3	4	*4	5	6	6	*6	6	7	7	*8	8
3	HELLE Tanja (NED)	10	*10	10														
	YANG Xiaoxin (MON)	10	11	12														
4	HELLE Tanja (NED)	0	0	0	*1	1	1	2	*2	3	4	4	*4	4	5	5	*5	5
	YANG Xiaoxin (MON)	*0	1	2	2	3	*4	4	5	5	*5	6	7	8	*8	9	10	11

## Legend:

\*\* Server.

WS Women's Singles





## MATCH RESULTS

MITTELHAM Nina (GER) 4-2 XIAO YAO Maria (ESP)

Game Summary		Match	Game 1	Game 2	Game 3	Game 4	Game 5	Game 6	Game 7
MITTELHAM Nina	GER	4	7	11	11	9	13	11	
XIAO YAO Maria	ESP	2	11	6	6	11	11	7	
Duration		39min	5min	5min	5min	6min	9min	6min	

Match No.: WS32 Table: 2

Umpires: OLENCKI Robert (POL)

ZLEZARCZYK Rafal (POL)

Player Statistics	MITTELHAM Nina (GER)								Match	XIAO YAO Maria (ESP)								Match	
	Game									Match	Game								
	1	2	3	4	5	6	7	1			2	3	4	5	6	7			
Points Won	0	0	0	0	0	0			0	1	0	1	1	0	1				4
Biggest lead	-	-	-	-	-	-			-	-	-	-	-	-	-	-			-
Points won on own serve	0	0	0	0	0	0			0	0	0	0	1	0	1				2
Points lost on own serve	1	0	1	0	0	0			2	0	0	0	0	0	0				0
Most consecutive points won	0	0	0	0	0	0			0	1	0	1	1	0	1				1
Greatest deficit overcome	-	-	-	-	-	-			-	-	-	-	-	-	-				-
Handedness/Grip	Right/Shakehand									Left/Shakehand									

Game/Match Statistics	Game							Match
	1	2	3	4	5	6	7	
Longest Rally (strokes)	0	0	0	0	0	0		0
Average Rally	0	0	0	0	0	0		0

## Game Progress

1	MITTELHAM Nina (GER)	*0	0
	XIAO YAO Maria (ESP)	0	0
2	MITTELHAM Nina (GER)		
	XIAO YAO Maria (ESP)		
3	MITTELHAM Nina (GER)	0	
	XIAO YAO Maria (ESP)	0	
4	MITTELHAM Nina (GER)	0	0
	XIAO YAO Maria (ESP)	*0	0
5	MITTELHAM Nina (GER)		
	XIAO YAO Maria (ESP)		
6	MITTELHAM Nina (GER)	0	
	XIAO YAO Maria (ESP)	0	

## Legend:

\*\* Server.

WS Women's Singles



## MATCH RESULTS

NAGYVARADI Mercedes (HUN) 0-4 SHAO Jieni (POR)

Game Summary		Match	Game 1	Game 2	Game 3	Game 4	Game 5	Game 6	Game 7
NAGYVARADI Mercedes	HUN	0	8	8	9	6			
SHAO Jieni	POR	4	11	11	11	11			
Duration		29min	8min	6min	8min	5min			

Match No.: WS33 Table: 4

Umpires: MILINSKI Maciej Zbigniew (POL)

HRISTOV Tsvetozar (BUL)

Player Statistics	NAGYVARADI Mercedes (HUN)								Match	SHAO Jieni (POR)								Match
	Game							Match		Game							Match	
	1	2	3	4	5	6	7			1	2	3	4	5	6	7		
Points Won	8	8	9	6					31	11	11	11	11					44
Biggest lead	3	2	3	1					3	3	3	2	5					5
Points won on own serve	5	4	6	3					18	6	6	7	6					25
Points lost on own serve	5	5	4	5					19	3	4	3	3					13
Most consecutive points won	3	2	3	2					3	6	4	4	4					6
Greatest deficit overcome	-	-	-	-					-	3	2	3	1					3
Handedness/Grip	Right/Shakehand									Left/Shakehand								

Game/Match Statistics	Game							Match
	1	2	3	4	5	6	7	
Longest Rally (strokes)	0	0	0	0				0
Average Rally	0	0	0	0				0

## Game Progress

1	NAGYVARADI Merce. (HUN)	*0	1	1	2	2	*3	4	5	5	*5	6	7	7	*8	8	8	8	*8	8	8
	SHAO Jieni (POR)	0	0	1	*1	2	2	2	*2	3	4	4	*4	5	5	6	*7	8	9	10	11
2	NAGYVARADI Merce. (HUN)	0	1	1	*2	3	3	3	*4	4	5	6	*6	6	7	7	*8	8	8	8	8
	SHAO Jieni (POR)	*0	0	1	1	1	*2	3	3	4	*4	4	5	6	*6	7	7	8	*9	10	11
3	NAGYVARADI Merce. (HUN)	*0	1	2	3	3	*4	4	4	4	*4	5	6	7	*7	7	7	7	*8	9	9
	SHAO Jieni (POR)	0	0	0	*0	1	1	2	*3	4	5	5	*5	5	6	7	*8	9	9	9	*10
3	NAGYVARADI Merce. (HUN)	9																			
	SHAO Jieni (POR)	11																			
4	NAGYVARADI Merce. (HUN)	0	1	1	*1	2	2	2	*2	2	3	4	*4	5	5	5	*6	6	6	6	6
	SHAO Jieni (POR)	*0	0	1	2	2	*3	4	5	6	*6	6	7	7	*8	9	9	10	11	11	11

## Legend:

\*\* Server.

WS Women's Singles



## MATCH RESULTS

MATELOVA Hana (CZE) 4-3 ARAPOVIC Hana (CRO)

Game Summary		Match	Game 1	Game 2	Game 3	Game 4	Game 5	Game 6	Game 7
MATELOVA Hana	CZE	4	9	7	11	12	11	11	15
ARAPOVIC Hana	CRO	3	11	11	5	14	6	8	13
Duration		1h 01min	8min	5min	7min	10min	6min	9min	11min

Match No.: WS23 Table: 3

Umpires: JUTLE Harmesh (GBR)

OTEO FERNANDEZ Fernando (ESP)

Player Statistics	MATELOVA Hana (CZE)								ARAPOVIC Hana (CRO)							
	Game							Match	Game							Match
	1	2	3	4	5	6	7		1	2	3	4	5	6	7	
Points Won	9	7	11	12	11	11	15	76	11	11	5	14	6	8	13	68
Biggest lead	1	-	6	3	5	3	2	6	3	4	2	2	-	2	4	4
Points won on own serve	7	2	7	9	6	5	8	44	8	5	4	10	3	4	7	41
Points lost on own serve	3	6	1	4	3	4	6	27	2	5	4	3	5	6	7	32
Most consecutive points won	3	2	4	3	4	3	4	4	3	3	3	3	4	2	4	4
Greatest deficit overcome	-	-	2	-	-	2	4	4	1	-	-	3	-	-	-	3
Handedness/Grip	Right/Shakehand								Right/Shakehand							

Game/Match Statistics	Game							Match
	1	2	3	4	5	6	7	
Longest Rally (strokes)	0	0	0	0	0	0	0	0
Average Rally	0	0	0	0	0	0	0	0

## Game Progress

1	MATELOVA Hana (CZE)	*0	1	1	1	1	*2	2	2	3	*4	5	5	6	*7	7	7	7	*8	9	9
	ARAPOVIC Hana (CRO)	0	0	1	*2	3	3	4	*5	5	5	5	*6	6	6	7	*8	9	9	9	*10
1	MATELOVA Hana (CZE)	9																			
	ARAPOVIC Hana (CRO)	11																			
2	MATELOVA Hana (CZE)	0	0	0	*1	1	2	2	*2	2	3	3	*4	4	5	6	*6	6	7	7	
	ARAPOVIC Hana (CRO)	*0	1	2	2	3	*3	4	5	6	*6	7	7	8	*8	8	9	10	*10	11	
3	MATELOVA Hana (CZE)	*0	1	1	1	1	*2	3	4	4	*5	6	7	7	*8	9	10	11			
	ARAPOVIC Hana (CRO)	0	0	1	*2	3	3	3	*3	4	4	4	*4	5	5	5	*5	5			
4	MATELOVA Hana (CZE)	0	0	0	*1	2	3	3	*4	5	5	6	*7	7	7	7	*8	9	9	9	*9
	ARAPOVIC Hana (CRO)	*0	1	2	2	2	*2	3	3	3	*4	4	4	5	*6	7	7	7	*8	9	10
4	MATELOVA Hana (CZE)	10	10	*11	12	*12	12	12	12												
	ARAPOVIC Hana (CRO)	10	*11	11	*11	12	*13	14													
5	MATELOVA Hana (CZE)	*0	1	2	3	4	*4	4	4	4	*5	6	6	7	*7	8	9	10	11		
	ARAPOVIC Hana (CRO)	0	0	0	*0	0	1	2	*3	4	4	4	*5	5	6	6	*6	6	6	6	
6	MATELOVA Hana (CZE)	0	0	0	*1	1	2	3	*3	4	5	5	*5	6	7	8	*8	9	10	10	11
	ARAPOVIC Hana (CRO)	*0	1	2	2	3	*3	3	4	4	*4	5	6	6	*6	6	7	7	*7	8	8
7	MATELOVA Hana (CZE)	*0	0	0	0	0	*1	1	2	3	*4	5	5	5	*6	7	7	8	*8	9	10
	ARAPOVIC Hana (CRO)	0	1	2	*3	4	4	5	*5	5	5	5	*6	7	7	7	*8	8	9	9	*9
7	MATELOVA Hana (CZE)	10	*10	11	*11	12	*13	13	*14	15											
	ARAPOVIC Hana (CRO)	10	11	*11	12	*12	12	*12	12	12											



HUTNIK ARENA

SAT  
24 JUN 2023  
10:40

TABLE TENNIS

WOMEN'S SINGLES

ROUND OF 32



---

## MATCH RESULTS

**Legend:**

\*\* Server.

**WS** Women's Singles



## MATCH RESULTS

TOFANT Ana (SLO) 0-4 SZOCS Bernadette Cynt (ROU)

Game Summary		Match	Game 1	Game 2	Game 3	Game 4	Game 5	Game 6	Game 7
TOFANT Ana	SLO	0	6	7	7	7			
SZOCS Bernadette Cynt	ROU	4	11	11	11	11			
Duration		22min	6min	4min	5min	4min			

Match No.: WS22 Table: 1

Umpires: PIERRET Pol (LUX)

SVEILE Sanita (LAT)

Player Statistics	TOFANT Ana (SLO)								Match	SZOCS Bernadette Cynt (ROU)								Match
	Game									Game								
	1	2	3	4	5	6	7			1	2	3	4	5	6	7		
Points Won	6	7	7	7					27	11	11	11	11					44
Biggest lead	-	3	2	-					3	6	4	4	4					6
Points won on own serve	2	3	4	5					14	4	6	5	8					23
Points lost on own serve	7	5	6	3					21	4	4	3	2					13
Most consecutive points won	2	3	2	2					3	6	3	6	3					6
Greatest deficit overcome	-	-	-	-					-	-	3	2	-					3
Handedness/Grip	/									/Shakehand								

Game/Match Statistics	Game								Match
	1	2	3	4	5	6	7		
Longest Rally (strokes)	0	0	0	0					0
Average Rally	0	0	0	0					0

## Game Progress

1	TOFANT Ana (SLO)	*0	0	1	1	2	*2	2	2	2	*2	2	3	3	*4	4	5	6	6
	SZOCS Bernadette . (ROU)	0	1	1	*2	2	3	4	*5	6	7	8	*8	9	9	10	*10	10	11
2	TOFANT Ana (SLO)	0	1	2	*3	3	3	4	*4	4	4	5	*5	6	6	6	*7	7	7
	SZOCS Bernadette . (ROU)	*0	0	0	0	1	*2	2	3	4	*5	5	6	6	*7	8	8	9	*10
3	TOFANT Ana (SLO)	*0	1	2	2	2	*2	2	2	2	*3	3	4	4	*5	5	6	7	*7
	SZOCS Bernadette . (ROU)	0	0	0	*1	2	3	4	*5	6	6	7	*7	8	8	9	*9	9	10
4	TOFANT Ana (SLO)	0	0	1	*1	1	2	2	*3	3	3	3	*4	5	5	5	*6	7	7
	SZOCS Bernadette . (ROU)	*0	1	1	2	3	*3	4	4	5	*6	7	7	7	*8	9	9	9	*10

## Legend:

\*\* Server.

WS Women's Singles



## MATCH RESULTS

YUAN Jia Nan (FRA) 4-0 RILISKYTE Kornelija (LTU)

Game Summary		Match	Game 1	Game 2	Game 3	Game 4	Game 5	Game 6	Game 7
YUAN Jia Nan	FRA	4	11	11	11	11			
RILISKYTE Kornelija	LTU	0	8	6	4	6			
Duration		26min	7min	5min	5min	7min			

Match No.: WS25 Table: 4

Umpires: BECKMANN Mark (DEN)

BERGFELDT Rebecca Eva Wic (SWE)

Player Statistics	YUAN Jia Nan (FRA)								Match	RILISKYTE Kornelija (LTU)								Match
	Game							Match		Game							Match	
	1	2	3	4	5	6	7			1	2	3	4	5	6	7		
Points Won	11	11	11	11					44	8	6	4	6					24
Biggest lead	4	5	7	5					7	1	1	-	1					1
Points won on own serve	8	6	6	8					28	7	3	3	5					18
Points lost on own serve	1	3	1	1					6	3	5	5	3					16
Most consecutive points won	4	5	5	3					5	2	1	2	2					2
Greatest deficit overcome	1	1	-	1					1	-	-	-	-					-
Handedness/Grip	Right/Shakehand									Right/Shakehand								

Game/Match Statistics	Game							Match
	1	2	3	4	5	6	7	
Longest Rally (strokes)	0	0	0	0				0
Average Rally	0	0	0	0				0

## Game Progress

1	YUAN Jia Nan (FRA)	0	0	1	*2	3	4	4	*5	5	6	6	*7	8	8	8	*9	10	10	10	11
	RILISKYTE Kornelija (LTU)	*0	1	1	1	1	*1	2	2	3	*3	4	4	4	*5	6	6	6	*7	8	8
2	YUAN Jia Nan (FRA)	*0	0	1	1	2	*2	3	3	4	*5	6	7	8	*8	9	9	10	11		
	RILISKYTE Kornelija (LTU)	0	1	1	*2	2	3	3	*4	4	4	4	*4	4	5	5	*6	6	6		
3	YUAN Jia Nan (FRA)	0	1	2	*3	4	5	5	*6	6	6	7	*8	9	9	10	11				
	RILISKYTE Kornelija (LTU)	*0	0	0	0	0	*0	1	1	2	*3	3	3	3	*4	4	4				
4	YUAN Jia Nan (FRA)	*0	0	1	1	2	*3	4	4	5	*6	7	7	7	*8	9	9	10	11		
	RILISKYTE Kornelija (LTU)	0	1	1	*2	2	2	2	*3	3	3	3	*4	5	5	5	*6	6	6		

## Legend:

\*\* Server.

WS Women's Singles



## MATCH RESULTS

## BRATEYKO Solomiya (UKR) 4-1 KUKULKOVA Tatiana (SVK)

Game Summary		Match	Game 1	Game 2	Game 3	Game 4	Game 5	Game 6	Game 7
BRATEYKO Solomiya	UKR	4	11	11	12	7	11		
KUKULKOVA Tatiana	SVK	1	7	6	10	11	7		
Duration		34min	8min	4min	7min	5min	7min		

Match No.: WS21 Table: 4

Umpires: MEŽEK Gregor (SLO)

KRMELJ Milana (SLO)

Player Statistics	BRATEYKO Solomiya (UKR)							Match	KUKULKOVA Tatiana (SVK)							Match
	Game								Game							
	1	2	3	4	5	6	7		1	2	3	4	5	6	7	
Points Won	11	11	12	7	11			52	7	6	10	11	7			41
Biggest lead	4	5	2	2	4			5	2	1	1	4	1			4
Points won on own serve	5	5	5	5	5			25	4	2	4	6	4			20
Points lost on own serve	3	4	6	5	3			21	6	6	7	2	6			27
Most consecutive points won	5	4	3	2	4			5	4	2	3	4	3			4
Greatest deficit overcome	2	1	1	-	1			2	-	-	-	2	-			2
Handedness/Grip	Right/Shakehand								Right/Shakehand							

Game/Match Statistics	Game							Match
	1	2	3	4	5	6	7	
Longest Rally (strokes)	0	1	0	0	0			1
Average Rally	0	0	0	0	0			0

## Game Progress

1	BRATEYKO Solomiya (UKR)	0	1	2	*2	2	2	2	*3	4	5	6	*7	7	8	8	*9	10	10	11	
	KUKULKOVA Tatiana (SVK)	*0	0	0	1	2	*3	4	4	4	*4	4	4	5	*5	6	6	6	*7	7	
2	BRATEYKO Solomiya (UKR)	*0	1	1	1	2	*3	3	4	5	*6	7	7	8	*8	8	9	10	11		
	KUKULKOVA Tatiana (SVK)	0	0	1	*2	2	2	3	*3	3	3	*4	4	5	6	*6	6	6	6		
3	BRATEYKO Solomiya (UKR)	0	0	1	*2	3	3	4	*4	4	4	5	*6	6	7	7	*8	8	9	10	*10
	KUKULKOVA Tatiana (SVK)	*0	1	1	1	1	*2	2	3	4	*5	5	5	6	*6	7	7	8	*8	8	9
3	BRATEYKO Solomiya (UKR)	10	11	12																	
	KUKULKOVA Tatiana (SVK)	10	*10	10																	
4	BRATEYKO Solomiya (UKR)	*0	1	2	2	3	*3	3	3	4	*5	5	5	5	*6	7	7	7	*7	7	
	KUKULKOVA Tatiana (SVK)	0	0	0	*1	1	2	3	*4	4	4	5	*6	7	7	7	*8	9	10	11	
5	BRATEYKO Solomiya (UKR)	0	0	1	*1	2	2	3	*3	4	5	6	*7	7	7	7	*8	9	10	11	
	KUKULKOVA Tatiana (SVK)	*0	1	1	2	2	*3	3	4	4	*4	4	4	5	*6	7	7	7	*7	7	

## Legend:

\*\* Server.

WS Women's Singles



## MATCH RESULTS

BAJOR Natalia (POL) 4-2 DE NUTTE Sarah (LUX)

Game Summary		Match	Game 1	Game 2	Game 3	Game 4	Game 5	Game 6	Game 7
BAJOR Natalia	POL	4	11	11	12	3	11	11	
DE NUTTE Sarah	LUX	2	9	7	14	11	6	7	
Duration		54min	10min	7min	13min	5min	7min	8min	

Match No.: WS27 Table: 4

Umpires: KLECKER Roman (CZE)

VRABEC Jan (CZE)

Player Statistics	BAJOR Natalia (POL)							Match	DE NUTTE Sarah (LUX)							Match
	Game								Game							
	1	2	3	4	5	6	7		1	2	3	4	5	6	7	
Points Won	11	11	12	3	11	11		59	9	7	14	11	6	7		54
Biggest lead	4	4	2	-	5	4		5	-	1	3	8	-	1		8
Points won on own serve	7	6	5	2	5	6		31	6	3	6	5	3	3		26
Points lost on own serve	3	4	8	6	3	4		28	4	5	7	1	6	5		28
Most consecutive points won	4	3	5	1	4	2		5	3	2	4	5	2	2		5
Greatest deficit overcome	-	1	-	-	-	1		1	-	-	2	-	-	-		2
Handedness/Grip	Right/Shakehand								/Shakehand							

Game/Match Statistics	Game							Match
	1	2	3	4	5	6	7	
Longest Rally (strokes)	0	0	0	0	0	0		0
Average Rally	0	0	0	0	0	0		0

## Game Progress

1	BAJOR Natalia (POL)	0	1	1	*2	3	4	4	*4	5	5	5	*6	6	7	8	*9	10	10	10	*10
	DE NUTTE Sarah (LUX)	*0	0	1	1	1	*1	2	3	3	*4	5	5	6	*6	6	6	6	*7	8	9
1	BAJOR Natalia (POL)	11																			
	DE NUTTE Sarah (LUX)	9																			
2	BAJOR Natalia (POL)	*0	0	1	2	2	*2	3	4	5	*5	6	6	7	*8	8	9	9	*10	11	
	DE NUTTE Sarah (LUX)	0	1	1	*1	2	3	3	*3	3	4	4	*5	5	5	6	*6	7	7	7	
3	BAJOR Natalia (POL)	0	0	1	*2	2	2	3	*4	4	5	5	*5	5	5	6	*7	8	9	10	*10
	DE NUTTE Sarah (LUX)	*0	1	1	1	2	*3	3	3	4	*4	5	6	7	*8	8	8	8	*8	8	9
3	BAJOR Natalia (POL)	10	10	*11	12	*12	12	12													
	DE NUTTE Sarah (LUX)	10	*11	11	*11	12	*13	14													
4	BAJOR Natalia (POL)	*0	0	1	1	1	*2	2	2	2	*2	2	3	3	*3	3					3
	DE NUTTE Sarah (LUX)	0	1	1	*2	3	3	4	*5	6	7	8	*8	9	10	11					
5	BAJOR Natalia (POL)	0	1	2	*2	3	3	4	*4	5	5	6	*7	7	7	8	*9	10	11		
	DE NUTTE Sarah (LUX)	*0	0	0	1	1	*2	2	3	3	*4	4	4	5	*6	6	6	6	6		6
6	BAJOR Natalia (POL)	*0	1	1	1	2	*3	3	4	4	*5	6	6	7	*8	8	9	10	*10	11	
	DE NUTTE Sarah (LUX)	0	0	1	*2	2	2	3	*3	4	4	4	*5	5	5	6	*6	6	7	7	

## Legend:

\*\* Server.

WS Women's Singles





## MATCH RESULTS

TOLIIOU Aikaterini (GRE) 0-4 POLCANOVA Sofia (AUT)

Game Summary		Match	Game 1	Game 2	Game 3	Game 4	Game 5	Game 6	Game 7
TOLIIOU Aikaterini	GRE	0	5	5	6	7			
POLCANOVA Sofia	AUT	4	11	11	11	11			
Duration		27min	5min	7min	5min	9min			

Match No.: WS20 Table: 2

Umpires: HRISTOV Tsvetozar (BUL)

MILINSKI Maciej Zbigniew (POL)

Player Statistics	TOLIIOU Aikaterini (GRE)								Match	POLCANOVA Sofia (AUT)								Match
	Game							Match		Game							Match	
	1	2	3	4	5	6	7			1	2	3	4	5	6	7		
Points Won	5	5	6	7					23	11	11	11	11					44
Biggest lead	-	1	-	1					1	6	6	7	7					7
Points won on own serve	3	2	1	3					9	6	5	3	6					20
Points lost on own serve	5	6	8	5					24	2	3	5	4					14
Most consecutive points won	2	2	3	3					3	4	6	6	5					6
Greatest deficit overcome	-	-	-	-					-	-	1	-	1					1
Handedness/Grip	Right/Shakehand									Left/Shakehand								

Game/Match Statistics	Game							Match
	1	2	3	4	5	6	7	
Longest Rally (strokes)	0	0	0	0				0
Average Rally	0	0	0	0				0

## Game Progress

1	TOLIIOU Aikaterini (GRE)	*0	0	0	0	0	*1	2	2	2	*2	3	4	4	*4	4	5	5		
	POLCANOVA Sofia (AUT)	0	1	2	*3	4	4	4	*5	6	7	7	*7	8	9	10	*10	11		
2	TOLIIOU Aikaterini (GRE)	0	1	1	*2	2	3	3	*3	3	3	3	*3	4	5	5	*5	5		
	POLCANOVA Sofia (AUT)	*0	0	1	1	2	*2	3	4	5	*6	7	8	8	*8	9	10	11		
3	TOLIIOU Aikaterini (GRE)	*0	0	0	0	0	*0	0	1	2	*2	2	2	3	*3	4	5	6	6	
	POLCANOVA Sofia (AUT)	0	1	2	*3	4	5	6	*6	6	7	8	*9	9	10	10	*10	10	11	
4	TOLIIOU Aikaterini (GRE)	0	1	1	*1	1	1	1	*2	2	2	2	*2	3	4	5	*5	6	7	7
	POLCANOVA Sofia (AUT)	*0	0	1	2	3	*4	5	5	6	*7	8	9	9	*9	9	10	10	*10	11

## Legend:

\*\* Server.

WS Women's Singles



## MATCH RESULTS

## HAN Ying (GER) 4-2 BERGSTROM Linda Amanda (SWE)

Game Summary		Match	Game 1	Game 2	Game 3	Game 4	Game 5	Game 6	Game 7
HAN Ying	GER	4	8	11	8	11	11	11	
BERGSTROM Linda Amanda	SWE	2	11	5	11	9	3	3	
Duration		58min	10min	6min	10min	14min	7min	8min	

Match No.: WS46 Table: 1

Umpires: ARAUJO Celeste (POR)

VRABEC Jan (CZE)

Player Statistics	HAN Ying (GER)							Match	BERGSTROM Linda Amanda (SWE)							Match
	Game								Game							
	1	2	3	4	5	6	7		1	2	3	4	5	6	7	
Points Won	8	11	8	11	11	11		60	11	5	11	9	3	3		42
Biggest lead	2	6	1	7	8	8		8	3	-	4	-	1	-		4
Points won on own serve	6	4	4	6	5	5		30	7	1	5	5	0	2		20
Points lost on own serve	4	4	6	4	3	1		22	2	7	4	5	6	6		30
Most consecutive points won	2	6	3	5	4	5		6	5	3	4	6	1	1		6
Greatest deficit overcome	-	-	-	-	1	-		1	2	-	1	-	-	-		2
Handedness/Grip	Right/Shakehand								/Shakehand							

Game/Match Statistics	Game							Match
	1	2	3	4	5	6	7	
Longest Rally (strokes)	0	0	0	0	0	0		0
Average Rally	0	0	0	0	0	0		0

## Game Progress

1	HAN Ying (GER)	*0	1	2	2	2	*3	3	4	4	*5	6	6	6	*6	6	6	7	*7	8	8
	BERGSTROM Linda. (SWE)	0	0	0	*1	2	2	3	*3	4	4	4	*5	6	7	8	*9	9	10	10	11
2	HAN Ying (GER)	0	1	2	*3	4	5	6	*6	6	7	7	*7	7	8	9	*10	11			
	BERGSTROM Linda. (SWE)	*0	0	0	0	0	*0	0	1	2	*2	3	4	5	*5	5	5	5			
3	HAN Ying (GER)	*0	0	0	0	0	*1	2	3	3	*3	4	5	6	*6	7	8	8	*8	8	8
	BERGSTROM Linda. (SWE)	0	1	2	*3	4	4	4	*4	5	6	6	*6	6	7	7	*7	8	9	10	11
4	HAN Ying (GER)	0	1	2	*3	3	4	5	*6	7	8	8	*8	9	9	9	*9	9	9	9	*10
	BERGSTROM Linda. (SWE)	*0	0	0	0	1	*1	1	1	1	*1	2	3	3	*4	5	6	7	*8	9	9
4	HAN Ying (GER)	11																			
	BERGSTROM Linda. (SWE)	9																			
5	HAN Ying (GER)	*0	0	1	2	3	*3	4	5	6	*7	7	8	9	*10	11					
	BERGSTROM Linda. (SWE)	0	1	1	*1	1	2	2	*2	2	2	3	*3	3	3	3					
6	HAN Ying (GER)	0	1	1	*2	3	4	5	*6	6	7	8	*9	10	10	11					
	BERGSTROM Linda. (SWE)	*0	0	1	1	1	*1	1	1	2	*2	2	2	2	*3	3					

## Legend:

\*\* Server.

WS Women's Singles



## MATCH RESULTS

MALOBABIC Ivana (CRO) 0-4 SAMARA Elizabeta (ROU)

Game Summary		Match	Game 1	Game 2	Game 3	Game 4	Game 5	Game 6	Game 7
MALOBABIC Ivana	CRO	0	3	6	2	8			
SAMARA Elizabeta	ROU	4	11	11	11	11			
Duration		24min	6min	5min	3min	7min			

Match No.: WS49 Table: 1

Umpires: OLENCKI Robert (POL)

JUTLE Harmesh (GBR)

Player Statistics	MALOBABIC Ivana (CRO)								Match	SAMARA Elizabeta (ROU)								Match
	Game									Game								
	1	2	3	4	5	6	7			1	2	3	4	5	6	7		
Points Won	3	6	2	8					19	11	11	11	11					44
Biggest lead	-	-	-	1					1	8	6	9	3					9
Points won on own serve	1	2	2	5					10	6	4	7	6					23
Points lost on own serve	5	7	4	5					21	2	4	0	3					9
Most consecutive points won	1	3	1	3					3	6	5	6	3					6
Greatest deficit overcome	-	-	-	-					-	-	-	-	1					1
Handedness/Grip	Right/Shakehand									/Shakehand								

Game/Match Statistics	Game								Match
	1	2	3	4	5	6	7		
Longest Rally (strokes)	0	0	0	0					0
Average Rally	0	0	0	0					0

## Game Progress

1	MALOBABIC Ivana (CRO)	0	0	0	*0	1	1	2	*2	2	2	2	*2	2	3	3	SAMARA Elizabeta (ROU)	*0	1	2	3	3	*4	4	5	6	*7	8	9	10	*10	11										
2	MALOBABIC Ivana (CRO)	*0	0	1	1	1	*1	1	1	2	*2	2	3	4	*5	5	6	6	6	6	SAMARA Elizabeta (ROU)	0	1	1	*2	3	4	5	*6	6	7	8	*8	8	8	9	*9	10	11			
3	MALOBABIC Ivana (CRO)	0	0	0	*0	0	0	0	*1	1	1	1	*2	2	2	SAMARA Elizabeta (ROU)	*0	1	2	3	4	*5	6	6	7	*8	9	9	10	11												
4	MALOBABIC Ivana (CRO)	*0	0	1	2	2	*3	3	3	3	*4	5	6	6	*7	7	7	8	*8	8	8	SAMARA Elizabeta (ROU)	0	1	1	*1	2	2	3	*4	5	5	5	*5	6	6	7	*8	8	9	10	11

## Legend:

\*\* Server.

WS Women's Singles



## MATCH RESULTS

## YU Fu (POR) 4-2 PAVADE Prithika (FRA)

Game Summary		Match	Game 1	Game 2	Game 3	Game 4	Game 5	Game 6	Game 7
YU Fu	POR	4	11	8	11	7	11	12	
PAVADE Prithika	FRA	2	6	11	4	11	6	10	
Duration		41min	7min	5min	4min	6min	5min	9min	

Match No.: WS50 Table: 2

Umpires: KIVIMAKI Joonas (FIN)

KRMELJ Milana (SLO)

Player Statistics	YU Fu (POR)							Match	PAVADE Prithika (FRA)							Match
	Game								Game							
	1	2	3	4	5	6	7		1	2	3	4	5	6	7	
Points Won	11	8	11	7	11	12		60	6	11	4	11	6	10		48
Biggest lead	5	1	7	-	5	2		7	2	3	1	5	2	4		5
Points won on own serve	7	4	7	5	7	6		36	4	6	3	8	4	5		30
Points lost on own serve	2	5	1	3	2	5		18	4	4	4	2	4	6		24
Most consecutive points won	4	3	4	2	5	6		6	2	4	2	3	2	3		4
Greatest deficit overcome	2	-	1	-	2	4		4	-	1	-	-	-	-		1
Handedness/Grip	Right/Penholder								Left/Shakehand							

Game/Match Statistics	Game							Match
	1	2	3	4	5	6	7	
Longest Rally (strokes)	0	0	0	0	0	0		0
Average Rally	0	0	0	0	0	0		0

## Game Progress

1	YU Fu (POR)	*0	0	0	1	1	*2	3	3	4	*5	6	6	7	*8	9	10	10	11		
	PAVADE Prithika (FRA)	0	1	2	*2	3	3	3	*4	4	4	*5	5	5	5	*5	6	6	6		
2	YU Fu (POR)	0	1	1	*2	2	2	2	*2	3	4	5	*5	6	6	6	*7	7	7	8	8
	PAVADE Prithika (FRA)	*0	0	1	1	2	*3	4	5	5	*5	5	6	6	*7	8	8	9	*10	10	11
3	YU Fu (POR)	*0	1	1	1	2	*3	4	5	5	*6	7	8	8	*9	10	11				
	PAVADE Prithika (FRA)	0	0	1	*2	2	2	2	*2	3	3	3	*3	4	4	4	4				
4	YU Fu (POR)	0	0	0	*1	1	1	2	*2	3	3	3	*3	4	5	5	*6	7	7	7	7
	PAVADE Prithika (FRA)	*0	1	2	2	3	*4	4	5	5	*6	7	8	8	*8	9	9	9	*10	11	11
5	YU Fu (POR)	*0	0	1	1	1	*2	3	4	4	*5	6	7	8	*9	9	10	10	11		
	PAVADE Prithika (FRA)	0	1	1	*2	3	3	3	*3	4	4	4	*4	4	4	5	*5	6	6	6	6
6	YU Fu (POR)	0	0	0	*1	2	2	3	*3	3	3	4	*4	5	5	6	*6	6	7	8	*9
	PAVADE Prithika (FRA)	*0	1	2	2	2	*3	3	4	5	*6	6	7	7	*8	8	9	10	*10	10	10
6	YU Fu (POR)	10	11	12																	
	PAVADE Prithika (FRA)	10	*10	10																	

## Legend:

\*\* Server.

WS Women's Singles



## MATCH RESULTS

MADARASZ Dora Csilla (HUN) 0-4 YANG Xiaoxin (MON)

Game Summary		Match	Game 1	Game 2	Game 3	Game 4	Game 5	Game 6	Game 7
MADARASZ Dora Csilla	HUN	0	1	3	8	11			
YANG Xiaoxin	MON	4	11	11	11	13			
Duration		26min	5min	5min	7min	8min			

Match No.: WS48 Table: 1

Umpires: ZLEZARCZYK Rafal (POL)

OTEO FERNANDEZ Fernando (ESP)

Player Statistics	MADARASZ Dora Csilla (HUN)								Match	YANG Xiaoxin (MON)								Match
	Game							Match		Game							Match	
	1	2	3	4	5	6	7			1	2	3	4	5	6	7		
Points Won	1	3	8	11					23	11	11	11	13					46
Biggest lead	-	-	5	1					5	10	8	3	3					10
Points won on own serve	0	1	3	6					10	5	6	4	7					22
Points lost on own serve	6	5	7	6					24	1	2	5	5					13
Most consecutive points won	1	2	4	3					4	8	6	5	3					8
Greatest deficit overcome	-	-	-	-					-	-	-	5	1					5
Handedness/Grip	Right/Shakehand									/Shakehand								

Game/Match Statistics	Game							Match
	1	2	3	4	5	6	7	
Longest Rally (strokes)	0	0	0	0				0
Average Rally	0	0	0	0				0

## Game Progress

1	MADARASZ Dora Csi. (HUN)	*0	0	0	0	1	*1	1	1	1	*1	1	1	1							
	YANG Xiaoxin (MON)	0	1	2	*3	3	4	5	*6	7	8	9	*10	11							
2	MADARASZ Dora Csi. (HUN)	0	0	0	*0	0	1	2	*2	3	3	3	*3	3	3					3	
	YANG Xiaoxin (MON)	*0	1	2	3	4	*4	4	5	5	*6	7	8	9	*10	11					
3	MADARASZ Dora Csi. (HUN)	*0	0	1	2	3	*4	4	5	6	*7	7	7	7	*7	7	8	8	*8	8	8
	YANG Xiaoxin (MON)	0	1	1	*1	1	1	2	*2	2	2	3	*4	5	6	7	*7	8	9	10	11
4	MADARASZ Dora Csi. (HUN)	0	0	0	*1	1	1	2	*2	3	4	4	*5	5	5	6	*6	7	8	8	*9
	YANG Xiaoxin (MON)	*0	1	2	2	3	*4	4	5	5	*5	6	6	7	*8	8	9	9	*9	10	10
4	MADARASZ Dora Csi. (HUN)	10	11	*11	11	11															
	YANG Xiaoxin (MON)	10	*10	11	*12	13															

## Legend:

\*\* Server.

WS Women's Singles



## MATCH RESULTS

MITTELHAM Nina (GER) 4-1 SHAO Jieni (POR)

Game Summary		Match	Game 1	Game 2	Game 3	Game 4	Game 5	Game 6	Game 7
MITTELHAM Nina	GER	4	11	11	11	9	11		
SHAO Jieni	POR	1	8	9	3	11	6		
Duration		40min	9min	8min	5min	8min	7min		

Match No.: WS51 Table: 2

Umpires: SVEILE Sanita (LAT)

BYSTRICAN Marián (SVK)

Player Statistics	MITTELHAM Nina (GER)							Match	SHAO Jieni (POR)							Match
	Game								Game							
	1	2	3	4	5	6	7		1	2	3	4	5	6	7	
Points Won	11	11	11	9	11			53	8	9	3	11	6			37
Biggest lead	3	3	8	4	5			8	2	2	-	3	-			3
Points won on own serve	6	5	6	5	5			27	5	4	3	6	3			21
Points lost on own serve	3	5	0	5	3			16	5	6	5	4	6			26
Most consecutive points won	5	4	4	4	4			5	2	3	2	5	3			5
Greatest deficit overcome	2	2	-	-	-			2	-	-	-	4	-			4
Handedness/Grip	Right/Shakehand								Left/Shakehand							

Game/Match Statistics	Game							Match
	1	2	3	4	5	6	7	
Longest Rally (strokes)	0	0	0	0	0			0
Average Rally	0	0	0	0	0			0

## Game Progress

1	MITTELHAM Nina (GER)	0	0	1	*1	2	2	2	*3	4	4	5	*5	5	6	7	*8	9	10	10	11
	SHAO Jieni (POR)	*0	1	1	2	2	*3	4	4	4	*5	5	6	7	*7	7	7	7	*7	8	8
2	MITTELHAM Nina (GER)	*0	1	1	1	1	*2	3	4	5	*5	5	6	6	*7	7	8	9	*10	10	10
	SHAO Jieni (POR)	0	0	1	*2	3	3	3	*3	3	4	5	*5	6	6	7	*7	7	7	8	*9
2	MITTELHAM Nina (GER)	11																			
	SHAO Jieni (POR)	9																			
3	MITTELHAM Nina (GER)	0	1	2	*3	4	4	4	*5	6	7	7	*8	9	10	11					
	SHAO Jieni (POR)	*0	0	0	0	0	*1	2	2	2	*2	3	3	3	*3	3					
4	MITTELHAM Nina (GER)	*0	1	1	2	3	*4	5	5	5	*6	6	6	7	*7	7	7	7	*7	8	9
	SHAO Jieni (POR)	0	0	1	*1	1	1	1	*2	3	3	4	*5	5	6	7	*8	9	10	10	*10
4	MITTELHAM Nina (GER)	9																			
	SHAO Jieni (POR)	11																			
5	MITTELHAM Nina (GER)	0	1	1	*2	3	4	5	*5	6	7	7	*7	7	8	8	*9	10	11		
	SHAO Jieni (POR)	*0	0	1	1	1	*1	1	2	2	*2	3	4	5	*5	6	6	6	6	6	6

## Legend:

\*\* Server.

WS Women's Singles



MATCH RESULTS

MATELOVA Hana (CZE) 2-4 SZOCS Bernadette Cynt (ROU)

Game Summary		Match	Game 1	Game 2	Game 3	Game 4	Game 5	Game 6	Game 7
MATELOVA Hana	CZE	2	9	10	11	12	3	13	
SZOCS Bernadette Cynt	ROU	4	11	12	8	10	11	15	
Duration		47min	8min	7min	8min	7min	4min	9min	

Match No.: WS44 Table: 2

Umpires: KRMEJ Milana (SLO)

MILINSKI Maciej Zbigniew (POL)

Player Statistics	MATELOVA Hana (CZE)							Match	SZOCS Bernadette Cynt (ROU)							Match
	Game								Game							
	1	2	3	4	5	6	7		1	2	3	4	5	6	7	
Points Won	9	10	11	12	3	13		58	11	12	8	10	11	15		67
Biggest lead	3	3	3	2	-	2		3	2	2	-	4	8	2		8
Points won on own serve	5	4	6	6	1	6		28	6	5	4	5	4	7		31
Points lost on own serve	5	7	4	5	7	8		36	4	6	5	6	2	7		30
Most consecutive points won	4	3	2	6	1	3		6	3	2	2	3	4	3		4
Greatest deficit overcome	-	-	-	4	-	-		4	3	3	-	-	-	2		3
Handedness/Grip	Right/Shakehand								/Shakehand							

Game/Match Statistics	Game							Match
	1	2	3	4	5	6	7	
Longest Rally (strokes)	0	0	0	0	1	0		1
Average Rally	0	0	0	0	0	0		0

Game Progress

1	MATELOVA Hana (CZE)	*0	0	0	1	2	*3	4	4	5	*5	6	7	7	*8	8	8	8	*9	9	9
	SZOCS Bernadette . (ROU)	0	1	2	*2	2	2	2	*3	3	4	4	*4	5	5	6	*7	8	8	9	*10
1	MATELOVA Hana (CZE)	9																			
	SZOCS Bernadette . (ROU)	11																			
2	MATELOVA Hana (CZE)	0	1	2	*2	2	3	3	*4	5	6	6	*7	7	7	8	*8	8	9	9	*9
	SZOCS Bernadette . (ROU)	*0	0	0	1	2	*2	3	3	3	*3	4	4	5	*6	6	7	8	*8	9	10
2	MATELOVA Hana (CZE)	10	10	10																	
	SZOCS Bernadette . (ROU)	10	*11	12																	
3	MATELOVA Hana (CZE)	*0	1	2	2	3	*3	4	4	5	*5	5	6	6	*7	8	8	9	*9	10	11
	SZOCS Bernadette . (ROU)	0	0	0	*1	1	2	2	*3	3	4	5	*5	6	6	6	*7	7	8	8	8
4	MATELOVA Hana (CZE)	0	0	0	*1	1	2	2	*2	2	3	3	*4	4	5	5	*6	6	7	8	*9
	SZOCS Bernadette . (ROU)	*0	1	2	2	3	*3	4	5	6	*6	7	7	8	*8	9	9	10	*10	10	10
4	MATELOVA Hana (CZE)	10	11	12																	
	SZOCS Bernadette . (ROU)	10	*10	10																	
5	MATELOVA Hana (CZE)	*0	0	0	0	0	*1	1	1	2	*2	2	3	3	*3	3					
	SZOCS Bernadette . (ROU)	0	1	2	*3	4	4	5	*6	6	7	8	*8	9	10	11					
6	MATELOVA Hana (CZE)	0	1	1	*2	2	2	3	*4	4	4	5	*6	7	7	8	*8	8	8	9	*9
	SZOCS Bernadette . (ROU)	*0	0	1	1	2	*3	3	3	4	*5	5	5	5	*6	6	7	8	*9	9	10
6	MATELOVA Hana (CZE)	10	11	*11	12	*12	12	*13	13	13	13										
	SZOCS Bernadette . (ROU)	10	*10	11	*11	12	*13	13	*14	15											



HUTNIK ARENA

SUN  
25 JUN 2023  
10:00

TABLE TENNIS

WOMEN'S SINGLES

ROUND OF 16



---

## MATCH RESULTS

**Legend:**

\*\* Server.

**WS** Women's Singles





## MATCH RESULTS

## YUAN Jia Nan (FRA) 4-3 BRATEYKO Solomiya (UKR)

Game Summary		Match	Game 1	Game 2	Game 3	Game 4	Game 5	Game 6	Game 7
YUAN Jia Nan	FRA	4	11	10	11	5	11	7	11
BRATEYKO Solomiya	UKR	3	2	12	9	11	6	11	6
Duration		53min	7min	8min	6min	5min	6min	8min	7min

Match No.: WS45 Table: 1

Umpires: VRABEC Jan (CZE)

MEŽEK Gregor (SLO)

Player Statistics	YUAN Jia Nan (FRA)								BRATEYKO Solomiya (UKR)							
	Game							Match	Game							Match
	1	2	3	4	5	6	7		1	2	3	4	5	6	7	
Points Won	11	10	11	5	11	7	11	66	2	12	9	11	6	11	6	57
Biggest lead	9	4	2	1	5	1	5	9	-	2	2	6	2	4	1	6
Points won on own serve	5	5	6	4	6	4	6	36	1	6	5	7	4	5	4	32
Points lost on own serve	1	6	4	4	2	6	2	25	6	5	5	1	5	3	5	30
Most consecutive points won	8	4	3	1	5	2	4	8	2	4	4	3	2	5	2	5
Greatest deficit overcome	-	-	2	-	2	-	1	2	-	4	-	1	-	1	-	4
Handedness/Grip	Right/Shakehand								Right/Shakehand							

Game/Match Statistics	Game							Match
	1	2	3	4	5	6	7	
Longest Rally (strokes)	0	0	0	0	0	0	0	0
Average Rally	0	0	0	0	0	0	0	0

## Game Progress

1	YUAN Jia Nan (FRA)	0	1	2	*3	3	3	4	*5	6	7	8	*9	10	11						
	BRATEYKO Solomiya (UKR)	*0	0	0	0	1	*2	2	2	2	*2	2	2	2	2						
2	YUAN Jia Nan (FRA)	*0	0	1	2	2	*2	3	4	5	*6	6	7	8	*8	9	9	9	*9	10	10
	BRATEYKO Solomiya (UKR)	0	1	1	*1	2	3	3	*3	3	3	4	*4	4	5	5	*6	7	8	8	*9
2	YUAN Jia Nan (FRA)	10	*10	10																	
	BRATEYKO Solomiya (UKR)	10	11	12																	
3	YUAN Jia Nan (FRA)	0	0	1	*1	2	3	4	*4	4	4	4	*5	6	6	7	*8	8	8	9	*10
	BRATEYKO Solomiya (UKR)	*0	1	1	2	2	*2	2	3	4	*5	6	6	6	*7	7	7	8	*9	9	9
3	YUAN Jia Nan (FRA)	11																			
	BRATEYKO Solomiya (UKR)	9																			
4	YUAN Jia Nan (FRA)	*0	1	1	2	2	*3	3	3	3	*4	4	4	4	*5	5	5	5			
	BRATEYKO Solomiya (UKR)	0	0	1	*1	2	2	3	*4	5	5	6	*7	8	8	9	*10	11			
5	YUAN Jia Nan (FRA)	0	0	0	*1	2	3	3	*3	4	5	6	*7	8	8	9	*10	10	11		
	BRATEYKO Solomiya (UKR)	*0	1	2	2	2	*2	3	4	4	*4	4	4	4	*5	5	5	6	6		
6	YUAN Jia Nan (FRA)	*0	0	1	1	2	*3	3	3	4	*5	5	6	6	*7	7	7	7	*7	7	
	BRATEYKO Solomiya (UKR)	0	1	1	*2	2	2	3	*4	4	4	5	*5	6	6	7	*8	9	10	11	
7	YUAN Jia Nan (FRA)	0	0	1	*2	3	3	3	*4	4	5	6	*7	7	7	8	*9	10	11		
	BRATEYKO Solomiya (UKR)	*0	1	1	1	1	*2	3	3	4	*4	4	4	5	*6	6	6	6	6		



HUTNIK ARENA

SUN  
25 JUN 2023  
10:50

TABLE TENNIS

WOMEN'S SINGLES

ROUND OF 16



---

## MATCH RESULTS

**Legend:**

\*\* Server.

**WS** Women's Singles



## MATCH RESULTS

## BAJOR Natalia (POL) 4-1 POLCANOVA Sofia (AUT)

Game Summary		Match	Game 1	Game 2	Game 3	Game 4	Game 5	Game 6	Game 7
BAJOR Natalia	POL	4	4	11	11	11	12		
POLCANOVA Sofia	AUT	1	11	4	3	8	10		
Duration		37min	6min	4min	5min	8min	11min		

Match No.: WS47 Table: 2

Umpires: BERGFELDT Rebecca Eva Wic (SWE) KLECKER Roman (CZE)

Player Statistics	BAJOR Natalia (POL)								Match	POLCANOVA Sofia (AUT)								Match
	Game							Match		Game							Match	
	1	2	3	4	5	6	7			1	2	3	4	5	6	7		
Points Won	4	11	11	11	12				49	11	4	3	8	10				36
Biggest lead	-	8	8	3	5				8	7	-	-	1	2				7
Points won on own serve	2	6	7	6	5				26	5	3	2	5	4				19
Points lost on own serve	6	1	1	3	6				17	2	5	4	5	7				23
Most consecutive points won	2	6	5	4	7				7	5	2	1	3	4				5
Greatest deficit overcome	-	-	-	1	2				2	-	-	-	-	-				-
Handedness/Grip	Right/Shakehand									Left/Shakehand								

Game/Match Statistics	Game							Match
	1	2	3	4	5	6	7	
Longest Rally (strokes)	0	0	0	0	0			0
Average Rally	0	0	0	0	0			0

## Game Progress

1	BAJOR Natalia (POL)	*0	0	0	0	0	*0	1	1	2	*2	3	4	4	*4	4	4				
	POLCANOVA Sofia (AUT)	0	1	2	*3	4	5	5	*6	6	7	7	*7	8	9	10	11				
2	BAJOR Natalia (POL)	0	1	2	*2	3	4	4	*5	6	7	8	*9	10	10	10	11				
	POLCANOVA Sofia (AUT)	*0	0	0	1	1	*1	2	2	2	*2	2	2	2	*3	4	4				
3	BAJOR Natalia (POL)	*0	1	1	2	3	*4	5	6	6	*7	8	8	9	*10	11					
	POLCANOVA Sofia (AUT)	0	0	1	*1	1	1	1	*1	2	2	2	*3	3	3	3					
4	BAJOR Natalia (POL)	0	0	1	*2	3	3	3	*4	4	5	6	*6	7	7	7	*7	8	9	10	11
	POLCANOVA Sofia (AUT)	*0	1	1	1	1	*2	3	3	4	*4	4	5	5	*6	7	8	8	*8	8	8
5	BAJOR Natalia (POL)	*0	0	0	1	2	*3	4	5	6	*7	7	8	8	*8	8	8	9	*10	10	10
	POLCANOVA Sofia (AUT)	0	1	2	*2	2	2	2	*2	2	2	3	*3	4	5	6	*7	7	7	8	*9
5	BAJOR Natalia (POL)	10	*11	12																	
	POLCANOVA Sofia (AUT)	10	10	10																	

## Legend:

\*\* Server.

WS Women's Singles



## MATCH RESULTS

HAN Ying (GER) 2-4 SAMARA Elizabeta (ROU)

Game Summary		Match	Game 1	Game 2	Game 3	Game 4	Game 5	Game 6	Game 7
HAN Ying	GER	2	11	11	1	10	7	8	
SAMARA Elizabeta	ROU	4	8	1	11	12	11	11	
Duration		50min	10min	4min	5min	12min	7min	8min	

Match No.: WS36 Table: 1

Umpires: ZLEZARCZYK Rafal (POL)

KLECKER Roman (CZE)

Player Statistics	HAN Ying (GER)							Match	SAMARA Elizabeta (ROU)							Match
	Game								Game							
	1	2	3	4	5	6	7		1	2	3	4	5	6	7	
Points Won	11	11	1	10	7	8		48	8	1	11	12	11	11		54
Biggest lead	4	10	-	3	2	3		10	-	-	10	2	4	3		10
Points won on own serve	6	5	0	5	6	5		27	4	0	5	6	7	7		29
Points lost on own serve	4	1	6	6	4	4		25	5	6	1	5	1	3		21
Most consecutive points won	3	10	1	4	2	4		10	3	1	8	5	3	4		8
Greatest deficit overcome	-	-	-	-	-	-		-	-	-	-	3	2	3		3
Handedness/Grip	Right/Shakehand								/Shakehand							

Game/Match Statistics	Game							Match
	1	2	3	4	5	6	7	
Longest Rally (strokes)	0	0	0	0	0	0		0
Average Rally	0	0	0	0	0	0		0

## Game Progress

1	HAN Ying (GER)	*0	1	1	2	3	*4	4	5	5	*5	6	7	7	*8	9	9	9	*9	10	11
	SAMARA Elizabeta (ROU)	0	0	1	*1	1	1	2	*2	3	4	4	*4	5	5	5	*6	7	8	8	8
2	HAN Ying (GER)	0	1	2	*3	4	5	6	*7	8	9	10	*10	11							
	SAMARA Elizabeta (ROU)	*0	0	0	0	0	*0	0	0	0	*0	0	1	1							
3	HAN Ying (GER)	*0	0	0	0	1	*1	1	1	1	*1	1	1	1							
	SAMARA Elizabeta (ROU)	0	1	2	*3	3	4	5	*6	7	8	9	*10	11							
4	HAN Ying (GER)	0	0	1	*2	3	4	4	*5	5	5	5	*6	6	7	8	*8	9	10	10	*10
	SAMARA Elizabeta (ROU)	*0	1	1	1	1	*1	2	2	3	*4	5	5	6	*6	6	7	7	*7	8	9
4	HAN Ying (GER)	10	10	10																	
	SAMARA Elizabeta (ROU)	10	*11	12																	
5	HAN Ying (GER)	*0	0	1	2	2	*3	4	4	4	*4	5	5	5	*6	6	6	6	*7	7	7
	SAMARA Elizabeta (ROU)	0	1	1	*1	2	2	2	*3	4	5	5	*6	7	7	8	*9	10	10	10	11
6	HAN Ying (GER)	0	0	1	*2	3	4	4	*4	5	5	5	*6	6	6	7	*8	8	8	8	8
	SAMARA Elizabeta (ROU)	*0	1	1	1	1	*1	2	3	3	*4	5	5	6	*7	7	7	8	*9	10	11

## Legend:

\*\* Server.

WS Women's Singles



## MATCH RESULTS

YU Fu (POR) 0-4 YANG Xiaoxin (MON)

Game Summary		Match	Game 1	Game 2	Game 3	Game 4	Game 5	Game 6	Game 7
YU Fu	POR	0	10	4	7	2			
<b>YANG Xiaoxin</b>	<b>MON</b>	<b>4</b>	12	11	11	11			
Duration		<b>30min</b>	10min	5min	8min	5min			

Match No.: WS37 Table: 1

Umpires: KIVIMAKI Joonas (FIN)

JUTLE Harmesh (GBR)

Player Statistics	YU Fu (POR)								Match	YANG Xiaoxin (MON)								Match	
	Game							Match		Game							Match		
	1	2	3	4	5	6	7			1	2	3	4	5	6	7			
Points Won	10	4	7	2					<b>23</b>	12	11	11	11						<b>45</b>
Biggest lead	2	-	2	-					<b>2</b>	2	7	4	9						<b>9</b>
Points won on own serve	6	3	5	2					<b>16</b>	7	7	6	7						<b>27</b>
Points lost on own serve	5	4	5	4					<b>18</b>	4	1	2	0						<b>7</b>
Most consecutive points won	2	2	2	1					<b>2</b>	3	5	5	7						<b>7</b>
Greatest deficit overcome	-	-	-	-					<b>-</b>	2	-	2	-						<b>2</b>
Handedness/Grip	Right/Penholder									/Shakehand									

Game/Match Statistics	Game							Match
	1	2	3	4	5	6	7	
Longest Rally (strokes)	0	0	0	0				<b>0</b>
Average Rally	0	0	0	0				<b>0</b>

## Game Progress

1	YU Fu (POR)	*0	1	2	2	2	*3	3	4	4	*5	5	6	7	*7	8	8	8	*8	9	10
	<b>YANG Xiaoxin (MON)</b>	0	0	0	*1	2	2	3	*3	4	4	5	*5	5	6	6	*7	8	9	9	*9
1	YU Fu (POR)	10	*10	<b>10</b>																	
	<b>YANG Xiaoxin (MON)</b>	10	11	<b>12</b>																	
2	YU Fu (POR)	0	0	0	*1	2	2	2	*2	3	3	4	*4	4	4	4	4	4			
	<b>YANG Xiaoxin (MON)</b>	*0	1	2	2	2	*3	4	5	5	*6	6	7	8	*9	10	<b>11</b>				
3	YU Fu (POR)	*0	1	2	2	2	*2	3	3	4	*4	5	6	6	*7	7	7	7	*7	7	
	<b>YANG Xiaoxin (MON)</b>	0	0	0	*1	2	3	3	*4	4	5	5	*5	6	6	7	*8	9	10	<b>11</b>	
4	YU Fu (POR)	0	0	0	*0	1	1	1	*1	1	1	1	*1	2	<b>2</b>						
	<b>YANG Xiaoxin (MON)</b>	*0	1	2	3	3	*4	5	6	7	*8	9	10	10	<b>11</b>						

## Legend:

\*\* Server.

WS Women's Singles



## MATCH RESULTS

MITTELHAM Nina (GER) 2-4 SZOCS Bernadette Cynt (ROU)

Game Summary		Match	Game 1	Game 2	Game 3	Game 4	Game 5	Game 6	Game 7
MITTELHAM Nina	GER	2	8	11	6	12	7	4	
SZOCS Bernadette Cynt	ROU	4	11	5	11	10	11	11	
Duration		47min	9min	5min	6min	10min	7min	7min	

Match No.: WS38 Table: 1

Umpires: JUTLE Harmesh (GBR)

KIVIMAKI Joonas (FIN)

Player Statistics	MITTELHAM Nina (GER)							Match	SZOCS Bernadette Cynt (ROU)							Match
	Game								Game							
	1	2	3	4	5	6	7		1	2	3	4	5	6	7	
Points Won	8	11	6	12	7	4		48	11	5	11	10	11	11		59
Biggest lead	-	6	-	2	1	-		6	4	-	6	2	4	7		7
Points won on own serve	5	6	3	6	4	2		26	6	3	5	5	5	6		30
Points lost on own serve	5	2	6	5	6	5		29	3	5	3	6	3	2		22
Most consecutive points won	3	5	2	4	3	1		5	3	2	4	4	4	4		4
Greatest deficit overcome	-	-	-	2	-	-		2	-	-	-	-	1	-		1
Handedness/Grip	Right/Shakehand								/Shakehand							

Game/Match Statistics	Game							Match
	1	2	3	4	5	6	7	
Longest Rally (strokes)	0	0	0	0	0	0		0
Average Rally	0	0	0	0	0	0		0

## Game Progress

1	MITTELHAM Nina (GER)	*0	0	0	1	1	*1	2	2	2	*3	4	4	5	*6	7	7	8	*8	8	8
	SZOCS Bernadette . (ROU)	0	1	2	*2	3	4	4	*5	6	6	6	*7	7	7	7	*8	8	9	10	11
2	MITTELHAM Nina (GER)	0	1	2	*3	4	5	5	*6	6	7	7	*8	8	8	9	*10	11			
	SZOCS Bernadette . (ROU)	*0	0	0	0	0	*0	1	1	2	*2	3	3	4	*5	5	5	5			
3	MITTELHAM Nina (GER)	*0	0	1	1	1	*1	2	2	2	*2	2	3	4	*4	5	6	6	6	6	6
	SZOCS Bernadette . (ROU)	0	1	1	*2	3	4	4	*5	6	7	8	*8	8	9	9	*9	10	11		
4	MITTELHAM Nina (GER)	0	1	2	*2	3	3	3	*3	3	4	4	*5	6	6	6	*7	8	9	10	*10
	SZOCS Bernadette . (ROU)	*0	0	0	1	1	*2	3	4	5	*5	6	6	6	*7	8	8	8	*8	8	9
4	MITTELHAM Nina (GER)	10	11	12																	
	SZOCS Bernadette . (ROU)	10	*10	10																	
5	MITTELHAM Nina (GER)	*0	1	1	1	1	*1	2	3	4	*4	4	4	5	*6	7	7	7	*7	7	7
	SZOCS Bernadette . (ROU)	0	0	1	*2	3	4	4	*4	4	5	6	*7	7	7	7	*8	9	10	11	
6	MITTELHAM Nina (GER)	0	0	0	*1	1	1	2	*2	2	2	2	*3	3	4	4	4	4			
	SZOCS Bernadette . (ROU)	*0	1	2	2	3	*4	4	5	6	*7	8	8	9	*9	10	11				

## Legend:

\*\* Server.

WS Women's Singles



## MATCH RESULTS

YUAN Jia Nan (FRA) 2-4 BAJOR Natalia (POL)

Game Summary		Match	Game 1	Game 2	Game 3	Game 4	Game 5	Game 6	Game 7
YUAN Jia Nan	FRA	2	11	7	11	11	6	6	
BAJOR Natalia	POL	4	9	11	5	13	11	11	
Duration		50min	9min	6min	5min	11min	6min	8min	

Match No.: WS39 Table: 1

Umpires: MEŽEK Gregor (SLO)

BYSTRICĀN Marián (SVK)

Player Statistics	YUAN Jia Nan (FRA)							Match	BAJOR Natalia (POL)							Match
	Game								Game							
	1	2	3	4	5	6	7		1	2	3	4	5	6	7	
Points Won	11	7	11	11	6	6		52	9	11	5	13	11	11		60
Biggest lead	2	1	6	1	1	1		6	2	4	1	7	6	5		7
Points won on own serve	7	3	6	5	4	3		28	6	4	3	6	7	5		31
Points lost on own serve	3	7	2	7	4	6		29	4	4	5	6	2	3		24
Most consecutive points won	3	2	6	7	2	2		7	3	3	2	4	7	4		7
Greatest deficit overcome	2	-	1	-	-	-		2	-	1	-	1	1	1		1
Handedness/Grip	Right/Shakehand								Right/Shakehand							

Game/Match Statistics	Game							Match
	1	2	3	4	5	6	7	
Longest Rally (strokes)	0	0	0	1	0	0		1
Average Rally	0	0	0	0	0	0		0

## Game Progress

1	YUAN Jia Nan (FRA)	0	1	1	*2	3	3	4	*4	4	4	5	*5	6	6	6	*7	8	9	9	*10
	BAJOR Natalia (POL)	*0	0	1	1	1	*2	2	3	4	*5	5	6	6	*7	8	8	8	*8	9	9
1	YUAN Jia Nan (FRA)	11																			
	BAJOR Natalia (POL)	9																			
2	YUAN Jia Nan (FRA)	*0	0	1	1	2	*3	3	4	4	*4	4	5	5	*5	5	6	6	*7	7	
	BAJOR Natalia (POL)	0	1	1	*2	2	2	3	*3	4	5	6	*6	7	8	9	*9	10	10	11	
3	YUAN Jia Nan (FRA)	0	0	1	*1	2	3	4	*5	6	7	7	*7	8	8	9	*10	11			
	BAJOR Natalia (POL)	*0	1	1	2	2	*2	2	2	2	*2	3	4	4	*5	5	5	5			
4	YUAN Jia Nan (FRA)	*0	0	0	0	1	*1	1	1	1	*2	2	2	3	*4	4	5	6	*7	8	9
	BAJOR Natalia (POL)	0	1	2	*3	3	4	5	*6	7	7	8	*9	9	9	10	*10	10	10	10	*10
4	YUAN Jia Nan (FRA)	10	*11	11	*11	11															
	BAJOR Natalia (POL)	10	10	*11	12	13															
5	YUAN Jia Nan (FRA)	0	1	1	*1	2	2	3	*4	4	4	4	*4	4	4	4	*5	6	6		
	BAJOR Natalia (POL)	*0	0	1	2	2	*3	3	3	4	*5	6	7	8	*9	10	10	10	10	11	
6	YUAN Jia Nan (FRA)	*0	1	1	2	2	*2	3	3	3	*3	4	5	5	*5	5	5	6	6		
	BAJOR Natalia (POL)	0	0	1	*1	2	3	3	*4	5	6	6	*6	7	8	9	*10	10	11		

## Legend:

\*\* Server.

WS Women's Singles



## MATCH RESULTS

SAMARA Elizabeta (ROU) 0-4 YANG Xiaoxin (MON)

Game Summary		Match	Game 1	Game 2	Game 3	Game 4	Game 5	Game 6	Game 7
SAMARA Elizabeta	ROU	0	9	5	9	4			
YANG Xiaoxin	MON	4	11	11	11	11			
Duration		33min	10min	6min	10min	5min			

Match No.: WS40 Table: 1

Umpires: VRABEC Jan (CZE)

BECKMANN Mark (DEN)

Player Statistics	SAMARA Elizabeta (ROU)							Match	YANG Xiaoxin (MON)							Match	
	Game								Game								
	1	2	3	4	5	6	7		1	2	3	4	5	6	7		
Points Won	9	5	9	4				27	11	11	11	11					44
Biggest lead	1	1	4	-				4	2	6	2	7					7
Points won on own serve	3	1	4	3				11	4	4	5	7					20
Points lost on own serve	7	7	6	4				24	6	4	5	1					16
Most consecutive points won	2	2	4	2				4	3	3	4	4					4
Greatest deficit overcome	-	-	-	-				-	1	1	4	-					4
Handedness/Grip	/Shakehand								/Shakehand								

Game/Match Statistics	Game							Match
	1	2	3	4	5	6	7	
Longest Rally (strokes)	0	0	0	0				0
Average Rally	0	0	0	0				0

## Game Progress

1	SAMARA Elizabeta (ROU)	*0	1	1	2	2	*2	3	4	4	*4	4	5	6	*6	6	7	8	*8	9	9
	YANG Xiaoxin (MON)	0	0	1	*1	2	3	3	*3	4	5	6	*6	6	7	8	*8	8	9	9	*10
1	SAMARA Elizabeta (ROU)	9																			
	YANG Xiaoxin (MON)	11																			
2	SAMARA Elizabeta (ROU)	0	0	1	*2	2	2	3	*3	3	4	4	*4	4	5	5	*5	5			
	YANG Xiaoxin (MON)	*0	1	1	1	2	*3	3	4	5	*5	6	7	8	*8	9	10	11			
3	SAMARA Elizabeta (ROU)	*0	0	0	1	2	*3	3	4	5	*6	7	7	8	*8	8	8	8	*9	9	9
	YANG Xiaoxin (MON)	0	1	2	*2	2	2	3	*3	3	3	*4	4	5	6	*7	8	8	9	*10	
3	SAMARA Elizabeta (ROU)	9																			
	YANG Xiaoxin (MON)	11																			
4	SAMARA Elizabeta (ROU)	0	0	0	*0	0	1	1	*2	3	3	3	*4	4	4	4	4	4			
	YANG Xiaoxin (MON)	*0	1	2	3	4	*4	5	5	5	*6	7	7	8	*9	10	11				

## Legend:

\*\* Server.

WS Women's Singles





## MATCH RESULTS

## SZOCS Bernadette Cynt (ROU) 4-0 BAJOR Natalia (POL)

Game Summary		Match	Game 1	Game 2	Game 3	Game 4	Game 5	Game 6	Game 7
SZOCS Bernadette Cynt	ROU	4	11	11	11	11			
BAJOR Natalia	POL	0	6	9	3	5			
Duration		24min	6min	7min	5min	4min			

Match No.: WS41 Table: 1

Umpires: HRISTOV Tsvetozar (BUL)

BOGREN Ingrid Christin (SWE)

Player Statistics	SZOCS Bernadette Cynt (ROU)								Match	BAJOR Natalia (POL)								Match	
	Game									Match	Game								
	1	2	3	4	5	6	7	1			2	3	4	5	6	7			
Points Won	11	11	11	11					44	6	9	3	5					23	
Biggest lead	6	4	8	6					8	-	1	-	2					2	
Points won on own serve	9	5	6	8					28	6	4	1	5					16	
Points lost on own serve	0	5	2	0					7	2	6	5	3					16	
Most consecutive points won	3	3	8	6					8	2	3	3	2					3	
Greatest deficit overcome	-	1	-	2					2	-	-	-	-					-	
Handedness/Grip	/Shakehand									Right/Shakehand									

Game/Match Statistics	Game								Match
	1	2	3	4	5	6	7		
Longest Rally (strokes)	0	0	0	0					0
Average Rally	0	0	0	0					0

## Game Progress

1	SZOCS Bernadette . (ROU)	*0	1	2	3	3	*4	5	5	6	*7	8	8	8	*9	10	10	10	11		
	BAJOR Natalia (POL)	0	0	0	*0	1	1	1	*2	2	2	2	*3	4	4	4	*5	6	6		
2	SZOCS Bernadette . (ROU)	0	1	1	*1	2	3	4	*4	5	6	6	*7	7	8	9	*9	10	10	10	*10
	BAJOR Natalia (POL)	*0	0	1	2	2	*2	2	3	3	*3	4	4	5	*5	5	6	6	*7	8	9
2	SZOCS Bernadette . (ROU)	11																			
	BAJOR Natalia (POL)	9																			
3	SZOCS Bernadette . (ROU)	*0	1	2	3	4	*5	6	7	8	*8	8	8	9	*10	11					
	BAJOR Natalia (POL)	0	0	0	*0	0	0	0	*0	0	1	2	*3	3	3	3					
4	SZOCS Bernadette . (ROU)	0	0	0	*1	2	2	3	*4	5	5	5	*6	7	8	9	*10	11			
	BAJOR Natalia (POL)	*0	1	2	2	2	*3	3	3	3	*4	5	5	5	*5	5	5	5			

## Legend:

\*\* Server.

WS Women's Singles



## MATCH RESULTS

SAMARA Elizabeta (ROU) 4-3 BAJOR Natalia (POL)

Game Summary		Match	Game 1	Game 2	Game 3	Game 4	Game 5	Game 6	Game 7
SAMARA Elizabeta	ROU	4	11	4	13	11	9	9	11
BAJOR Natalia	POL	3	9	11	11	7	11	11	7
Duration		1h 06min	9min	5min	11min	9min	10min	10min	9min

Match No.: WS42 Table: 1

Umpires: BECKMANN Mark (DEN)

VRABEC Jan (CZE)

Player Statistics	SAMARA Elizabeta (ROU)								BAJOR Natalia (POL)							
	Game							Match	Game							Match
	1	2	3	4	5	6	7		1	2	3	4	5	6	7	
Points Won	11	4	13	11	9	9	11	68	9	11	11	7	11	11	7	67
Biggest lead	2	-	4	4	2	1	4	4	5	7	1	3	2	5	-	7
Points won on own serve	6	2	5	7	7	5	6	38	5	6	4	6	8	6	3	38
Points lost on own serve	4	5	7	1	3	5	4	29	5	2	8	4	2	4	5	30
Most consecutive points won	4	1	4	4	2	3	3	4	4	3	4	3	4	4	4	4
Greatest deficit overcome	5	-	1	3	-	-	-	5	-	-	-	-	2	1	-	2
Handedness/Grip	/Shakehand								Right/Shakehand							

Game/Match Statistics	Game							Match
	1	2	3	4	5	6	7	
Longest Rally (strokes)	0	0	0	0	0	0	0	0
Average Rally	0	0	0	0	0	0	0	0

## Game Progress

1	SAMARA Elizabeta (ROU)	*0	0	0	0	0	*1	1	1	2	*3	3	4	5	*6	7	7	7	*8	9	10
	BAJOR Natalia (POL)	0	1	2	*3	4	4	5	*6	6	6	7	*7	7	7	*8	9	9	9	*9	
1	SAMARA Elizabeta (ROU)	11																			
	BAJOR Natalia (POL)	9																			
2	SAMARA Elizabeta (ROU)	0	0	0	*0	1	1	1	*2	2	2	3	*3	3	4	4	4	4			
	BAJOR Natalia (POL)	*0	1	2	3	3	*4	5	5	6	*7	7	8	9	*9	10	11				
3	SAMARA Elizabeta (ROU)	*0	1	2	3	4	*4	4	5	5	*5	5	5	6	*7	8	8	9	*9	9	9
	BAJOR Natalia (POL)	0	0	0	*0	0	1	2	*2	3	4	5	*6	6	6	6	*7	7	8	9	*10
3	SAMARA Elizabeta (ROU)	10	*10	11	*12	13															
	BAJOR Natalia (POL)	10	11	*11	11	11															
4	SAMARA Elizabeta (ROU)	0	0	0	*0	1	2	2	*3	4	4	4	*5	6	7	7	*8	9	10	11	
	BAJOR Natalia (POL)	*0	1	2	3	3	*3	4	4	4	*5	6	6	6	*6	7	7	7	*7	7	
5	SAMARA Elizabeta (ROU)	*0	1	2	2	2	*3	4	4	4	*5	6	6	7	*7	8	8	8	*8	8	9
	BAJOR Natalia (POL)	0	0	0	*1	2	2	2	*3	4	4	4	*5	5	6	6	*7	8	9	10	*10
5	SAMARA Elizabeta (ROU)	9																			
	BAJOR Natalia (POL)	11																			
6	SAMARA Elizabeta (ROU)	0	1	1	*1	2	2	2	*3	3	3	3	*3	4	5	6	*6	7	7	8	*9
	BAJOR Natalia (POL)	*0	0	1	2	2	*3	4	4	5	*6	7	8	8	*8	8	9	9	*10	10	10
6	SAMARA Elizabeta (ROU)	9																			
	BAJOR Natalia (POL)	11																			



### MATCH RESULTS

Game Progress

7	<b>SAMARA Elizabeta (ROU)</b>	*0	1	2	2	3	*4	5	5	5	*5	5	6	7	*7	8	9	10	*10	<b>11</b>
	BAJOR Natalia (POL)	0	0	0	*1	1	1	*2	3	4	5	*5	5	6	6	*6	6	7	7	<b>7</b>

Legend:

\*\* Server.

**WS** Women's Singles



## MATCH RESULTS

YANG Xiaoxin (MON) 3-4 SZOCS Bernadette Cynt (ROU)

Game Summary		Match	Game 1	Game 2	Game 3	Game 4	Game 5	Game 6	Game 7
YANG Xiaoxin	MON	3	11	11	7	11	11	9	3
SZOCS Bernadette Cynt	ROU	4	4	7	11	8	13	11	11
Duration		56min	6min	7min	6min	7min	13min	7min	5min

Match No.: WS43 Table: 1

Umpires: BERGFELDT Rebecca Eva Wic (SWE) DUCHATZ Kerstin Patrizi (GER)

Player Statistics	YANG Xiaoxin (MON)								SZOCS Bernadette Cynt (ROU)							
	Game							Match	Game							Match
	1	2	3	4	5	6	7		1	2	3	4	5	6	7	
Points Won	11	11	7	11	11	9	3	63	4	7	11	8	13	11	11	65
Biggest lead	7	4	2	4	4	1	-	7	-	2	4	1	3	3	8	8
Points won on own serve	6	4	6	7	3	4	2	32	2	3	7	6	4	5	5	32
Points lost on own serve	2	4	4	2	9	6	6	33	5	7	1	4	8	5	1	31
Most consecutive points won	4	4	2	4	4	2	2	4	2	5	4	3	6	3	5	6
Greatest deficit overcome	-	2	-	1	-	-	-	2	-	-	2	-	4	1	-	4
Handedness/Grip	/Shakehand								/Shakehand							

Game/Match Statistics	Game							Match
	1	2	3	4	5	6	7	
Longest Rally (strokes)	0	0	0	0	0	0	0	0
Average Rally	0	0	0	0	0	0	0	0

## Game Progress

1	YANG Xiaoxin (MON)	*0	1	2	3	3	*4	5	6	7	*7	8	9	9	*9	10	11				
	SZOCS Bernadette . (ROU)	0	0	0	*0	1	1	1	*1	1	2	2	*2	3	4	4	4				
2	YANG Xiaoxin (MON)	0	1	2	*3	3	4	4	*4	4	4	4	*5	6	7	8	*8	9	10	11	
	SZOCS Bernadette . (ROU)	*0	0	0	0	1	*1	2	3	4	*5	6	6	6	*6	6	7	7	*7	7	
3	YANG Xiaoxin (MON)	*0	1	2	2	2	*3	3	3	3	*4	5	5	6	*6	6	6	6	*7	7	
	SZOCS Bernadette . (ROU)	0	0	0	*1	2	2	3	*4	5	5	5	*6	6	7	8	*9	10	10	11	
4	YANG Xiaoxin (MON)	0	1	2	*2	2	2	3	*4	5	6	6	*7	8	8	8	*9	10	10	10	11
	SZOCS Bernadette . (ROU)	*0	0	0	1	2	*3	3	3	3	*3	4	4	4	*5	6	6	6	*7	8	8
5	YANG Xiaoxin (MON)	*0	1	2	3	4	*4	4	4	4	*4	4	5	6	*6	6	6	7	*8	8	9
	SZOCS Bernadette . (ROU)	0	0	0	*0	0	1	2	*3	4	5	6	*6	6	7	8	*9	9	9	10	*10
5	YANG Xiaoxin (MON)	10	*10	11	*11	11															
	SZOCS Bernadette . (ROU)	10	11	*11	12	13															
6	YANG Xiaoxin (MON)	0	1	1	*2	2	2	2	*3	3	4	4	*4	5	6	6	*7	7	8	9	*9
	SZOCS Bernadette . (ROU)	*0	0	1	1	2	*3	4	4	5	*5	6	7	7	*7	8	8	9	*9	9	10
6	YANG Xiaoxin (MON)	9																			
	SZOCS Bernadette . (ROU)	11																			
7	YANG Xiaoxin (MON)	*0	0	0	0	0	*0	1	1	2	*3	3	3	3	*3	3					3
	SZOCS Bernadette . (ROU)	0	1	2	*3	4	5	5	*6	6	6	7	*8	9	10	11					



HUTNIK ARENA

TUE  
27 JUN 2023  
18:30

TABLE TENNIS

WOMEN'S SINGLES

GOLD MEDAL MATCH



---

## MATCH RESULTS

**Legend:**

\*\* Server.

**WS** Women's Singles



---

## MEDALLISTS

Medal	Name	NOC
GOLD	SZOCS Bernadette Cynt	ROU - Romania
SILVER	YANG Xiaoxin	MON - Monaco
BRONZE	SAMARA Elizabeta	ROU - Romania

**ENTRY LIST BY EVENT** As of 20 JUN 2023

NOC	Name	Date of Birth
BEL - Belgium	ALLEGRO Martin	29 APR 1996
	LAMBIET Florent	22 DEC 1995
	NUYTINCK Cedric	6 JAN 1993
	RASSENFOSSE Adrien	27 APR 2003
CRO - Croatia	GACINA Andrej	21 MAY 1986
	KOJIC Frane Tomislav	8 JAN 1992
	PUCAR Tomislav	26 JAN 1996
	ZELJKO Filip	16 NOV 1996
DEN - Denmark	CHRISTENSEN Thor Bergstroem	5 DEC 2000
	GROTH Jonathan Kjaer	9 NOV 1992
	LIND Anders Von Lave	14 DEC 1998
	RASMUSSEN Tobias Kamph	26 NOV 1996
FRA - France	AKKUZU Can	23 MAY 1997
	GAUZY Simon	25 OCT 1994
	LEBRUN Alexis	27 AUG 2003
	LEBRUN Felix	12 SEP 2006
GBR - Great Britain	DRINKHALL Paul Andrew	16 JAN 1990
	JARVIS Thomas David	2 DEC 1999
	PITCHFORD Liam Benjamin	12 JUL 1993
	WALKER Samuel Jake	7 MAY 1995
GER - Germany	BOLL Timo	8 MAR 1981
	FRANZISKA Patrick	11 JUN 1992
	OVTCHAROV Dimitrij	2 SEP 1988
	QIU Dang	29 OCT 1996
POL - Poland	DYJAS Jakub	9 NOV 1995
	KUBIK Maciej	10 FEB 2003
	KULCZYCKI Samuel	9 AUG 2002
	REDZIMSKI Milosz	10 SEP 2006
POR - Portugal	ANDRADE SELGAS MON Joao Pedro	29 AUG 1983
	BARATA FEIO PEIXOTO Tiago Andre	28 JUL 1986
	FERREIRO GERALDO Joao Pedro	29 SEP 1995
	SOUSA DA SILVA FREI Marcos Andre	8 APR 1988

**ENTRY LIST BY EVENT** As of 20 JUN 2023

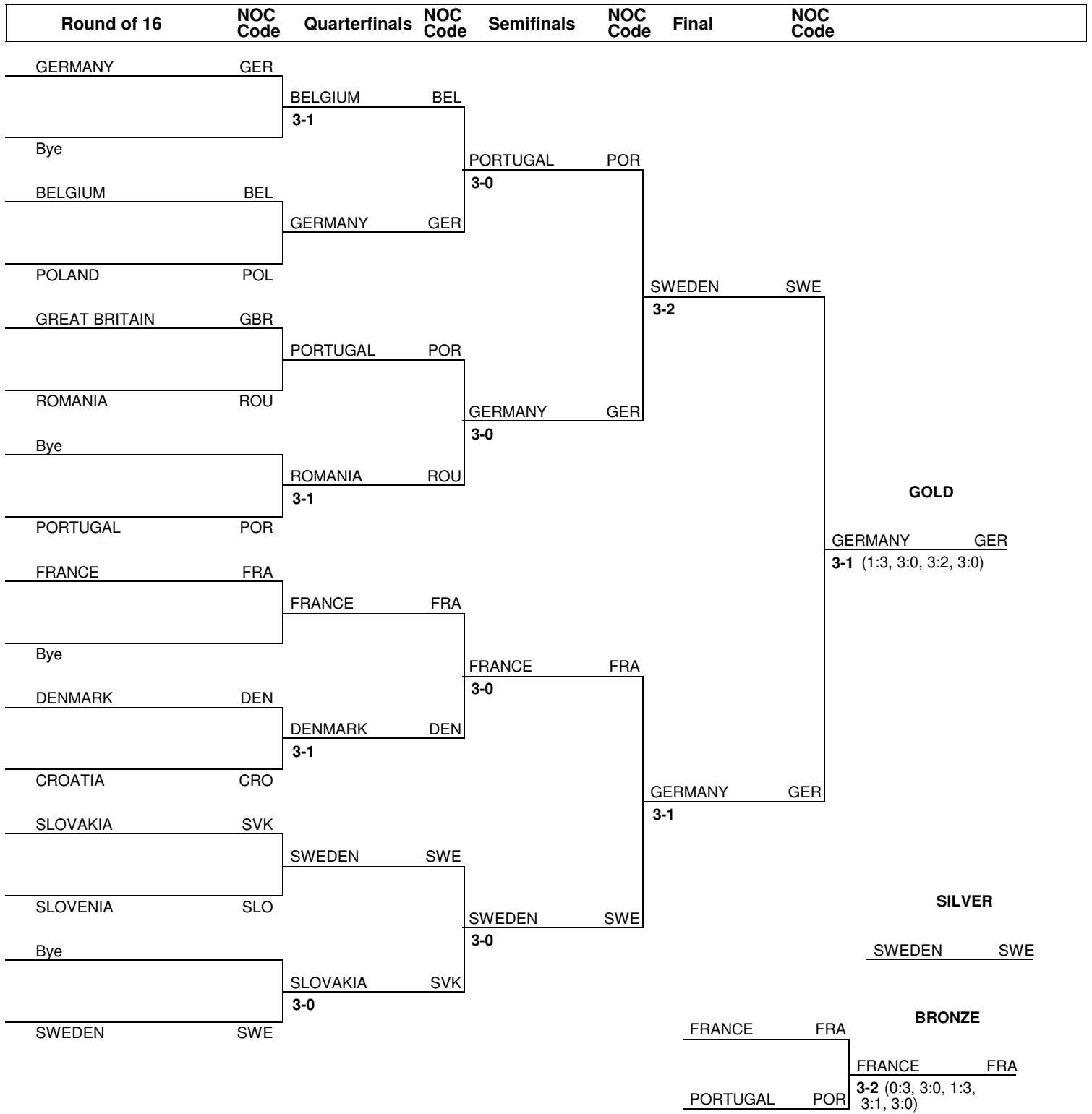
NOC	Name	Date of Birth
ROU - Romania	IONESCU Andrei Eduard	9 NOV 2004
	IONESCU Ovidiu George	28 JUN 1989
	MOVILEANU Darius Emanuel	19 AUG 2005
	SZOCS Hunor Janos	24 MAR 1992
SLO - Slovenia	HRIBAR Peter	12 NOV 1999
	JORGIC Darko	30 JUL 1998
	KOZUL Deni	18 MAR 1997
	PODOBNIK Miha	10 JUN 2006
SVK - Slovakia	PISTEJ Lubomir	6 MAR 1984
	VALUCH Alexander	9 APR 1996
	WANG Yang	24 SEP 1994
	ZELINKA Jakub	14 MAR 2000
SWE - Sweden	BERGLUND Simon Alexander	26 NOV 1997
	KALLBERG Anton Sten Ande	17 AUG 1997
	KARLSSON Kristian Gunnar	6 AUG 1991
	MOREGARDH Truls Carl Eric	16 FEB 2002

**Note:**  
All Changes are available in INFO.





# RESULTS





## TEAM MATCH RESULTS

BELGIUM (BEL) 3-1 POLAND (POL)

Team Match No.: MT1 Table: 1 Umpires: BECKMANN Mark (DEN) KLECKER Roman (CZE)

Match 1		Match	Game 1	Game 2	Game 3	Game 4	Game 5
B/C	ALLEGRO/RASSENFOSSE BEL	0	14	8	3		
Y/Z	KULCZYCKI/KUBIK POL	3	16	11	11		
Duration of Match 1		27min	13min	7min	6min		

Match 2		Match	Game 1	Game 2	Game 3	Game 4	Game 5
A	NUYTINCK Cedric BEL	3	8	11	2	11	11
X	DYJAS Jakub POL	2	11	3	11	7	6
Duration of Match 2		41min	9min	5min	6min	9min	9min

Match 3		Match	Game 1	Game 2	Game 3	Game 4	Game 5
C	RASSENFOSSE Adrien BEL	3	11	11	7	12	
Z	KUBIK Maciej POL	1	9	6	11	10	
Duration of Match 3		37min	10min	7min	7min	11min	

Match 4		Match	Game 1	Game 2	Game 3	Game 4	Game 5
A	NUYTINCK Cedric BEL	3	11	9	8	11	11
Y	KULCZYCKI Samuel POL	2	9	11	11	8	9
Duration of Match 4		44min	8min	7min	10min	7min	8min

Duration of Team Match	2h 40min
------------------------	----------

Player Statistics	BELGIUM (BEL)					Team Match	POLAND (POL)					Team Match
	Match						Match					
	1	2	3	4	5		1	2	3	4	5	
Points Won	25	43	41	50		159	38	38	36	48		160
Biggest lead	2	8	5	3		8	8	9	4	6		9
Points won on own serve	10	22	22	31		85	17	20	20	30		87
Points lost on own serve	21	18	16	18		73	15	21	19	19		74
Most consecutive points won	6	6	5	8		8	5	6	4	5		6
Greatest deficit overcome	-	1	2	6		6	2	1	1	3		3

Match/Team Match Statistics	Match					Team Match
	1	2	3	4	5	
Longest Rally (strokes)	0	0	0	0		0
Average Rally	0	0	0	0		0

Legend:  
MT Men's Team



## TEAM MATCH RESULTS

ROMANIA (ROU) 3-1 GREAT BRITAIN (GBR)

Team Match No.: MT2 Table: 1 Umpires: OTEO FERNANDEZ Fernando (ESP) MEŽEK Gregor (SLO)

Match 1		Match	Game 1	Game 2	Game 3	Game 4	Game 5
B/C	MOVILEANU/IONESCU ROU	3	11	12	5	11	
Y/Z	JARVIS/DRINKHALL GBR	1	3	10	11	8	
Duration of Match 1		30min	4min	10min	5min	9min	

Match 2		Match	Game 1	Game 2	Game 3	Game 4	Game 5
A	IONESCU Ovidiu George ROU	0	7	3	6		
X	PITCHFORD Liam Benjamin GBR	3	11	11	11		
Duration of Match 2		17min	5min	10min	1min		

Match 3		Match	Game 1	Game 2	Game 3	Game 4	Game 5
C	IONESCU Andrei Eduard ROU	3	11	11	11		
Z	DRINKHALL Paul Andrew GBR	0	7	3	4		
Duration of Match 3		19min	5min	4min	5min		

Match 4		Match	Game 1	Game 2	Game 3	Game 4	Game 5
A	IONESCU Ovidiu George ROU	3	11	11	11		
Y	JARVIS Thomas David GBR	0	8	5	6		
Duration of Match 4		20min	5min	4min	7min		

Duration of Team Match	1h 27min
------------------------	----------

Player Statistics	ROMANIA (ROU)					Team Match	GREAT BRITAIN (GBR)					Team Match
	Match						Match					
	1	2	3	4	5		1	2	3	4	5	
Points Won	39	10	33	33		115	32	20	14	19		85
Biggest lead	8	-	8	7		8	7	6	2	-		7
Points won on own serve	18	5	18	17		58	14	11	9	9		43
Points lost on own serve	18	9	5	10		42	21	5	15	16		57
Most consecutive points won	6	3	6	5		6	6	6	3	3		6
Greatest deficit overcome	1	-	2	-		2	-	-	-	-		-

Match/Team Match Statistics	Match					Team Match
	1	2	3	4	5	
Longest Rally (strokes)	0	1	0	0		1
Average Rally	0	0	0	0		0

## Legend:

MT Men's Team



## TEAM MATCH RESULTS

DENMARK (DEN) 3-1 CROATIA (CRO)

Team Match No.: MT3 Table: 2 Umpires: GEIGER Christoph (GER) ZLEZARCZYK Rafal (POL)

Match 1		Match	Game 1	Game 2	Game 3	Game 4	Game 5
B/C	RASMUSSEN/LIND DEN	3	9	11	11	12	11
Y/Z	ZELJKO/KOJIC CRO	2	11	5	6	14	9
Duration of Match 1		41min	8min	6min	5min	11min	7min

Match 2		Match	Game 1	Game 2	Game 3	Game 4	Game 5
A	GROTH Jonathan Kjaer DEN	1	10	11	8	11	
X	PUCAR Tomislav CRO	3	12	5	11	13	
Duration of Match 2		34min	9min	5min	8min	11min	

Match 3		Match	Game 1	Game 2	Game 3	Game 4	Game 5
C	LIND Anders Von Lave DEN	3	11	4	11	11	
Z	KOJIC Frane Tomislav CRO	1	8	11	9	7	
Duration of Match 3		34min	7min	5min	13min	7min	

Match 4		Match	Game 1	Game 2	Game 3	Game 4	Game 5
A	GROTH Jonathan Kjaer DEN	3	9	11	11	5	11
Y	ZELJKO Filip CRO	2	11	4	7	11	4
Duration of Match 4		36min	8min	5min	8min	4min	7min

Duration of Team Match	2h 40min
------------------------	----------

Player Statistics	DENMARK (DEN)					Team Match	CROATIA (CRO)					Team Match
	Match						Match					
	1	2	3	4	5		1	2	3	4	5	
Points Won	54	40	37	47		178	45	41	35	37		158
Biggest lead	6	6	6	7		7	4	3	7	6		7
Points won on own serve	31	25	19	30		105	26	25	19	24		94
Points lost on own serve	19	16	16	13		64	23	15	18	17		73
Most consecutive points won	6	5	8	6		8	3	4	6	4		6
Greatest deficit overcome	2	1	5	1		5	1	2	-	3		3

Match/Team Match Statistics	Match					Team Match
	1	2	3	4	5	
Longest Rally (strokes)	0	0	0	0		0
Average Rally	0	0	0	0		0

## Legend:

MT Men's Team



## TEAM MATCH RESULTS

SLOVAKIA (SVK) 3-0 SLOVENIA (SLO)

Team Match No.: MT4 Table: 2 Umpires: HRISTOV Tsvetozar (BUL) PIERRET Pol (LUX)

Match 1		Match	Game 1	Game 2	Game 3	Game 4	Game 5
B/C	ZELINKA/PISTEJ SVK	3	8	8	11	11	11
Y/Z	HRIBAR/KOZUL SLO	2	11	11	7	9	9
Duration of Match 1		37min	2min	10min	7min	8min	7min

Match 2		Match	Game 1	Game 2	Game 3	Game 4	Game 5
A	WANG Yang SVK	3	11	11	12		
X	JORGIC Darko SLO	0	9	8	10		
Duration of Match 2		22min	6min	13min	7min		

Match 3		Match	Game 1	Game 2	Game 3	Game 4	Game 5
C	PISTEJ Lubomir SVK	3	11	11	11		
Z	KOZUL Deni SLO	0	2	1	6		
Duration of Match 3		11min	2min	2min	4min		

Duration of Team Match	1h 12min
------------------------	----------

Player Statistics	SLOVAKIA (SVK)					Team Match	SLOVENIA (SLO)					Team Match
	Match						Match					
	1	2	3	4	5		1	2	3	4	5	
Points Won	42	23	33			98	34	19	9			62
Biggest lead	4	3	10			10	5	2	-			5
Points won on own serve	20	10	20			50	17	7	7			31
Points lost on own serve	17	12	2			31	22	13	13			48
Most consecutive points won	6	4	10			10	5	2	2			5
Greatest deficit overcome	4	2	-			4	1	-	-			1

Match/Team Match Statistics	Match					Team Match
	1	2	3	4	5	
Longest Rally (strokes)	0	0	0			0
Average Rally	0	0	0			0

Legend:  
MT Men's Team



## TEAM MATCH RESULTS

BELGIUM (BEL) 0-3 GERMANY (GER)

Team Match No.: MT9 Table: 1 Umpires: PIERRET Pol (LUX) BERGFELDT Rebecca Eva Wic (SWE)

Match 1		Match	Game 1	Game 2	Game 3	Game 4	Game 5
B/C	ALLEGRO/RASSENFOSSE BEL	2	7	8	11	11	5
Y/Z	FRANZISKA/OVTCHAROV GER	3	11	11	9	9	11
Duration of Match 1		40min	6min	7min	8min	9min	6min

Match 2		Match	Game 1	Game 2	Game 3	Game 4	Game 5
A	NUYTINCK Cedric BEL	0	7	7	5		
X	QIU Dang GER	3	11	11	11		
Duration of Match 2		21min	7min	6min	6min		

Match 3		Match	Game 1	Game 2	Game 3	Game 4	Game 5
C	RASSENFOSSE Adrien BEL	0	5	7	6		
Z	OVTCHAROV Dimitrij GER	3	11	11	11		
Duration of Match 3		21min	6min	7min	7min		

Duration of Team Match	1h 30min
------------------------	----------

Player Statistics	BELGIUM (BEL)					Team Match	GERMANY (GER)					Team Match
	Match						Match					
	1	2	3	4	5		1	2	3	4	5	
Points Won	42	19	18			79	51	33	33			117
Biggest lead	3	2	1			3	6	7	6			7
Points won on own serve	24	11	10			45	28	18	19			65
Points lost on own serve	23	15	14			52	18	8	8			34
Most consecutive points won	6	6	3			6	5	6	6			6
Greatest deficit overcome	4	-	-			4	3	2	1			3

Match/Team Match Statistics	Match					Team Match
	1	2	3	4	5	
Longest Rally (strokes)	0	0	0			0
Average Rally	0	0	0			0

Legend:  
MT Men's Team



THU  
29 JUN 2023  
16:00

MEN'S TEAM

QUARTERFINALS

## TEAM MATCH RESULTS

PORTUGAL (POR) 3-0 ROMANIA (ROU)

Team Match No.: MT10 Table: 2 Umpires: GEIGER Christoph (GER) OLENCKI Robert (POL)

Match 1			Match	Game 1	Game 2	Game 3	Game 4	Game 5
B/C	BARATA FEIO PEIXOTO AP	POR	3	11	11	9	12	12
Y/Z	MOBILEANU/IONESCU	ROU	2	9	9	11	14	10
Duration of Match 1			44min	7min	8min	9min	9min	9min

Match 2			Match	Game 1	Game 2	Game 3	Game 4	Game 5
A	SOUSA DA SILVA FREITAS	POR	3	11	11	11	11	
X	SZOCS Hunor Janos	ROU	1	7	6	13	6	
Duration of Match 2			33min	8min	6min	11min	6min	

Match 3			Match	Game 1	Game 2	Game 3	Game 4	Game 5
C	FERREIRO GERALDO Joao	POR	3	10	11	10	11	12
Z	IONESCU Andrei Eduard	ROU	2	12	7	12	8	10
Duration of Match 3			44min	8min	5min	10min	8min	9min

Duration of Team Match	2h 08min
------------------------	----------

Player Statistics	PORTUGAL (POR)					Team Match	ROMANIA (ROU)					Team Match
	Match						Match					
	1	2	3	4	5		1	2	3	4	5	
Points Won	55	44	54			153	53	32	49			134
Biggest lead	6	6	4			6	7	2	5			7
Points won on own serve	25	22	26			73	24	16	25			65
Points lost on own serve	29	16	24			69	30	22	28			80
Most consecutive points won	9	5	5			9	5	3	6			6
Greatest deficit overcome	7	1	3			7	1	3	1			3

Match/Team Match Statistics	Match					Team Match
	1	2	3	4	5	
Longest Rally (strokes)	0	0	2			2
Average Rally	0	0	0			0

Legend:  
MT Men's Team



## TEAM MATCH RESULTS

FRANCE (FRA) 3-0 DENMARK (DEN)

Team Match No.: MT11 Table: 2 Umpires: KIVIMAKI Joonas (FIN) VRABEC Jan (CZE)

Match 1			Match	Game 1	Game 2	Game 3	Game 4	Game 5
B/C	GAUZY/LEBRUN	FRA	3	11	11	12		
Y/Z	GROTH/CHRISTENSEN	DEN	0	8	2	10		
Duration of Match 1			21min	7min	3min	9min		

Match 2			Match	Game 1	Game 2	Game 3	Game 4	Game 5
A	LEBRUN Felix	FRA	3	13	11	11		
X	LIND Anders Von Lave	DEN	0	11	5	8		
Duration of Match 2			19min	9min	3min	5min		

Match 3			Match	Game 1	Game 2	Game 3	Game 4	Game 5
C	LEBRUN Alexis	FRA	3	11	11	11		
Z	CHRISTENSEN Thor Bergstr	DEN	0	8	4	9		
Duration of Match 3			22min	8min	5min	7min		

Duration of Team Match	1h 11min
------------------------	----------

Player Statistics	FRANCE (FRA)					Team Match	DENMARK (DEN)					Team Match
	Match						Match					
	1	2	3	4	5		1	2	3	4	5	
Points Won	34	35	33			102	20	24	21			65
Biggest lead	9	6	8			9	3	4	3			4
Points won on own serve	19	18	18			55	12	13	12			37
Points lost on own serve	8	11	9			28	15	17	15			47
Most consecutive points won	8	6	6			8	4	4	3			4
Greatest deficit overcome	3	4	3			4	-	-	-			-

Match/Team Match Statistics	Match					Team Match
	1	2	3	4	5	
Longest Rally (strokes)	0	0	0			0
Average Rally	0	0	0			0

Legend:  
MT Men's Team





## TEAM MATCH RESULTS

SWEDEN (SWE) 3-0 SLOVAKIA (SVK)

Team Match No.: MT12 Table: 1 Umpires: MEŽEK Gregor (SLO) SVEILE Sanita (LAT)

Match 1		Match	Game 1	Game 2	Game 3	Game 4	Game 5
B/C	KARLSSON/MOREGARDH SWE	3	11	11	11		
Y/Z	ZELINKA/PISTEJ SVK	0	6	2	2		
Duration of Match 1		14min	5min	2min	5min		

Match 2		Match	Game 1	Game 2	Game 3	Game 4	Game 5
A	KALLBERG Anton Sten And SWE	3	11	13	11		
X	WANG Yang SVK	0	5	11	6		
Duration of Match 2		25min	6min	11min	7min		

Match 3		Match	Game 1	Game 2	Game 3	Game 4	Game 5
C	MOREGARDH Truls Carl Eri SWE	3	11	10	11	11	11
Z	PISTEJ Lubomir SVK	2	9	12	13	6	7
Duration of Match 3		35min	6min	6min	8min	5min	6min

Duration of Team Match	1h 21min
------------------------	----------

Player Statistics	SWEDEN (SWE)					Team Match	SLOVAKIA (SVK)					Team Match
	Match						Match					
	1	2	3	4	5		1	2	3	4	5	
Points Won	33	35	54			122	11	22	47			80
Biggest lead	9	7	5			9	3	3	5			5
Points won on own serve	13	18	25			56	3	12	21			36
Points lost on own serve	8	10	26			44	20	17	29			66
Most consecutive points won	6	7	6			7	2	3	6			6
Greatest deficit overcome	3	3	5			5	-	-	5			5

Match/Team Match Statistics	Match					Team Match
	1	2	3	4	5	
Longest Rally (strokes)	1	0	0			1
Average Rally	0	0	0			0

Legend:  
MT Men's Team



## TEAM MATCH RESULTS

PORTUGAL (POR) 1-3 GERMANY (GER)

Team Match No.: MT5 Table: 1 Umpires: KIVIMAKI Joonas (FIN) ZLEZARCZYK Rafal (POL)

Match 1			Match	Game 1	Game 2	Game 3	Game 4	Game 5
B/C	GERALDO/APOLONIA	POR	3	11	11	11		
Y/Z	FRANZISKA/OVTCHAROV	GER	0	7	6	9		
Duration of Match 1			24min	7min	6min	10min		

Match 2			Match	Game 1	Game 2	Game 3	Game 4	Game 5
A	FREITAS Marcos	POR	0	4	6	2		
X	QIU Dang	GER	3	11	11	11		
Duration of Match 2			17min	6min	6min	4min		

Match 3			Match	Game 1	Game 2	Game 3	Game 4	Game 5
C	APOLONIA Tiago	POR	0	8	5	4		
Z	OVTCHAROV Dimitrij	GER	3	11	11	11		
Duration of Match 3			24min	8min	6min	9min		

Match 4			Match	Game 1	Game 2	Game 3	Game 4	Game 5
A	FREITAS Marcos	POR	0	5	5	5		
Y	FRANZISKA Patrick	GER	3	11	11	11		
Duration of Match 4			20min	7min	5min	6min		

Duration of Team Match	1h 36min
------------------------	----------

Player Statistics	PORTUGAL (POR)					Team Match	GERMANY (GER)					Team Match
	Match						Match					
	1	2	3	4	5		1	2	3	4	5	
Points Won	33	12	17	15		77	22	33	33	33		121
Biggest lead	6	-	2	2		6	3	9	7	6		9
Points won on own serve	17	6	12	9		44	11	17	21	18		67
Points lost on own serve	11	16	12	15		54	16	6	5	6		33
Most consecutive points won	6	3	3	3		6	3	7	4	7		7
Greatest deficit overcome	3	-	-	-		3	-	-	2	2		2

Match/Team Match Statistics	Match					Team Match
	1	2	3	4	5	
Longest Rally (strokes)	0	0	0	0		0
Average Rally	0	0	0	0		0

 Legend:  
 MT Men's Team



## TEAM MATCH RESULTS

FRANCE (FRA) 2-3 SWEDEN (SWE)

Team Match No.: MT6 Table: 1 Umpires: DUCHATZ Kerstin Patrizi (GER) PIERRET Pol (LUX)

Match 1			Match	Game 1	Game 2	Game 3	Game 4	Game 5
B/C	GAUZY/LEBRUN	FRA	2	13	6	11	6	7
Y/Z	KARLSSON/MOREGARDH	SWE	3	11	11	8	11	11
Duration of Match 1			37min	8min	5min	7min	5min	7min

Match 2			Match	Game 1	Game 2	Game 3	Game 4	Game 5
A	LEBRUN Felix	FRA	3	11	2	5	11	11
X	KALLBERG Anton Sten Ande	SWE	2	8	11	11	8	7
Duration of Match 2			34min	7min	3min	5min	9min	7min

Match 3			Match	Game 1	Game 2	Game 3	Game 4	Game 5
C	LEBRUN Alexis	FRA	0	7	5	14		
Z	MOREGARDH Truls Carl Eri	SWE	3	11	11	16		
Duration of Match 3			19min	5min	5min	8min		

Match 4			Match	Game 1	Game 2	Game 3	Game 4	Game 5
A	LEBRUN Felix	FRA	3	6	11	11	11	
Y	KARLSSON Kristian Gunnar	SWE	1	11	8	6	9	
Duration of Match 4			28min	6min	6min	5min	8min	

Match 5			Match	Game 1	Game 2	Game 3	Game 4	Game 5
B	GAUZY Simon	FRA	1	6	11	8	7	
X	KALLBERG Anton Sten And	SWE	3	11	5	11	11	
Duration of Match 5			29min	7min	5min	8min	7min	

Duration of Team Match	2h 43min
------------------------	----------

Player Statistics	FRANCE (FRA)						SWEDEN (SWE)					
	Match					Team Match	Match					Team Match
	1	2	3	4	5		1	2	3	4	5	
Points Won	43	40	26	39	32	180	52	45	38	34	38	207
Biggest lead	5	4	2	5	6	6	5	9	6	5	7	9
Points won on own serve	19	24	17	20	15	95	23	26	22	18	18	107
Points lost on own serve	29	19	16	16	20	100	24	16	9	19	17	85
Most consecutive points won	3	5	3	4	6	6	4	7	5	4	7	7
Greatest deficit overcome	2	3	-	2	1	3	2	1	2	1	1	2

Match/Team Match Statistics	Match					Team Match
	1	2	3	4	5	
Longest Rally (strokes)	0	0	0	0	0	0
Average Rally	0	0	0	0	0	0

Legend:  
MT Men's Team



SAT  
1 JUL 2023  
11:00

MEN'S TEAM

BRONZE MEDAL TEAM MATCH

## TEAM MATCH RESULTS

FRANCE (FRA) 3-2 PORTUGAL (POR)

Team Match No.: MT7 Table: 1 Umpires: HRISTOV Tsvetozar (BUL) DUCHATZ Kerstin Patrizi (GER)

Match 1		Match	Game 1	Game 2	Game 3	Game 4	Game 5
B/C	GAUZY/LEBRUN FRA	0	10	10	3		
Y/Z	FREITAS/APOLONIA POR	3	12	12	11		
Duration of Match 1		25min	9min	8min	6min		

Match 2		Match	Game 1	Game 2	Game 3	Game 4	Game 5
A	LEBRUN Felix FRA	3	11	11	13		
X	GERALDO Joao POR	0	6	6	11		
Duration of Match 2		18min	5min	4min	7min		

Match 3		Match	Game 1	Game 2	Game 3	Game 4	Game 5
C	LEBRUN Alexis FRA	1	8	11	9	11	
Z	APOLONIA Tiago POR	3	11	4	11	13	
Duration of Match 3		30min	6min	4min	8min	11min	

Match 4		Match	Game 1	Game 2	Game 3	Game 4	Game 5
A	LEBRUN Felix FRA	3	11	9	13	11	
Y	FREITAS Marcos POR	1	8	11	11	7	
Duration of Match 4		29min	6min	12min	7min	5min	

Match 5		Match	Game 1	Game 2	Game 3	Game 4	Game 5
B	GAUZY Simon FRA	3	11	11	11		
X	GERALDO Joao POR	0	8	9	6		
Duration of Match 5		20min	6min	6min	6min		

Duration of Team Match	2h 18min
------------------------	----------

Player Statistics	FRANCE (FRA)						PORTUGAL (POR)					
	Match					Team Match	Match					Team Match
	1	2	3	4	5		1	2	3	4	5	
Points Won	23	35	39	34	33	164	35	23	39	29	23	149
Biggest lead	4	5	7	4	6	7	8	4	4	5	1	8
Points won on own serve	12	16	22	17	22	89	19	10	22	15	16	82
Points lost on own serve	16	13	17	14	7	67	11	19	17	17	11	75
Most consecutive points won	3	6	7	4	3	7	6	6	6	5	4	6
Greatest deficit overcome	-	4	-	3	1	4	4	-	3	1	-	4

Match/Team Match Statistics	Match					Team Match
	1	2	3	4	5	
Longest Rally (strokes)	0	0	0	0	0	0
Average Rally	0	0	0	0	0	0

Legend:  
MT Men's Team



## TEAM MATCH RESULTS

SWEDEN (SWE) 1-3 GERMANY (GER)

Team Match No.: MT8 Table: 1 Umpires: PIERRET Pol (LUX) ZLEZARCZYK Rafal (POL)

Match 1			Match	Game 1	Game 2	Game 3	Game 4	Game 5
B/C	MOREGARDH/KARLSSON	SWE	3	3	11	15	11	
Y/Z	OVTCHAROV/FRANZISKA	GER	1	11	9	13	8	
Duration of Match 1			37min	5min	9min	14min	7min	

Match 2			Match	Game 1	Game 2	Game 3	Game 4	Game 5
A	KALLBERG Anton Sten Ande	SWE	0	5	9	9		
X	QIU Dang	GER	3	11	11	11		
Duration of Match 2			25min	7min	9min	8min		

Match 3			Match	Game 1	Game 2	Game 3	Game 4	Game 5
C	KARLSSON Kristian Gunnar	SWE	2	11	5	13	8	9
Z	FRANZISKA Patrick	GER	3	6	11	11	11	11
Duration of Match 3			48min	7min	6min	13min	9min	10min

Match 4			Match	Game 1	Game 2	Game 3	Game 4	Game 5
A	KALLBERG Anton Sten Ande	SWE	0	7	8	8		
Y	OVTCHAROV Dimitrij	GER	3	11	11	11		
Duration of Match 4			26min	8min	8min	9min		

Duration of Team Match	2h 26min
------------------------	----------

Player Statistics	SWEDEN (SWE)					Team Match	GERMANY (GER)					Team Match
	Match						Match					
	1	2	3	4	5		1	2	3	4	5	
Points Won	40	23	46	23		132	41	33	50	33		157
Biggest lead	5	4	5	3		5	8	6	6	4		8
Points won on own serve	19	15	21	12		67	20	20	23	18		81
Points lost on own serve	21	13	27	15		76	21	8	25	11		65
Most consecutive points won	6	4	5	3		6	6	7	5	4		7
Greatest deficit overcome	3	-	3	-		3	-	4	2	3		4

Match/Team Match Statistics	Match					Team Match
	1	2	3	4	5	
Longest Rally (strokes)	1	0	0	0		1
Average Rally	0	0	0	0		0

 Legend:  
 MT Men's Team



---

**MEDALLISTS**

Medal	NOC	Name
GOLD	GER - Germany	BOLL Timo FRANZISKA Patrick OVTCHAROV Dimitrij QIU Dang
SILVER	SWE - Sweden	BERGLUND Simon Alexander KALLBERG Anton Sten Ande KARLSSON Kristian Gunnar MOREGARDH Truls Carl Eric
BRONZE	FRA - France	AKKUZU Can GAUZY Simon LEBRUN Alexis LEBRUN Felix

**ENTRY LIST BY EVENT** As of 20 JUN 2023

NOC	Name	Date of Birth
AUT - Austria	LIU Jia	16 FEB 1982
	MISCHEK Karoline	22 MAY 1998
	POLCANOVA Sofia	3 SEP 1994
	STERNER Anastasia	5 FEB 2005
CZE - Czechia	BLASKOVA Zdena	13 FEB 2001
	MATELOVA Hana	8 JUN 1990
	SOMMEROVA Helena	18 JUN 2005
	TOMANOVSKA Katerina	24 AUG 1995
FRA - France	LUTZ Camille	17 JUL 2002
	PAVADE Prithika	2 AUG 2004
	YUAN Jia Nan	11 JUL 1985
	ZARIF Audrey	23 JUL 1998
GER - Germany	HAN Ying	29 APR 1983
	MITTELHAM Nina	23 NOV 1996
	SHAN Xiaona	18 JAN 1983
	WINTER Sabine Jane	27 SEP 1992
HUN - Hungary	BALINT Bernadett	15 FEB 1996
	DARI Helga Adel	14 MAY 2002
	MADARASZ Dora Csilla	3 SEP 1993
	NAGYVARADI Mercedes	18 MAY 1994
LUX - Luxembourg	DE NUTTE Sarah	21 NOV 1992
	GONDERINGER Tessy	18 MAY 1993
	MARCELO BARBOSA Ariel	27 JUN 2001
	NI Xia Lian	4 JUL 1963
POL - Poland	BAJOR Natalia	7 MAR 1997
	KRZYSIEK Paulina	12 AUG 1996
	WEGRZYN Anna	9 JAN 2001
	WEGRZYN Katarzyna	9 JAN 2001
POR - Portugal	RODRIGUES DE MATOS Ines	5 OCT 2004
	SERAMOTA PINTO Matilde	6 JUN 2006
	SHAO Jieni	25 JAN 1994
	YU Fu	29 NOV 1978

**ENTRY LIST BY EVENT** As of 20 JUN 2023

NOC	Name	Date of Birth
ROU - Romania	DIACONU Adina Mihaela	14 OCT 1999
	DRAGOMAN Andreea	18 AUG 2000
	SAMARA Elizabeta	15 APR 1989
	SZOCS Bernadette Cynt	5 MAR 1995
SVK - Slovakia	BALAZOVA Barbora	18 MAR 1992
	KUKULKOVA Tatiana	18 JUL 2000
	LABOSOVA Ema	7 MAR 2001
	PUCHOVANOVA Nikoleta	20 MAY 2000
SWE - Sweden	BERGAND Filippa Isabell	11 MAR 1999
	BERGSTROM Linda Amanda	12 JAN 1995
	HANSSON Matilda Ellen	23 APR 2003
	KALLBERG Christina Hanna	1 APR 2000
UKR - Ukraine	BRATEYKO Solomiya	24 FEB 1999
	DYMYTRENKO Anastasiia	11 AUG 2002
	HAPONOVA Hanna	28 OCT 1985
	PESOTSKA Margaryta	8 SEP 1991

**Note:**  
All Changes are available in INFO.







## TEAM MATCH RESULTS

SLOVAKIA (SVK) 2-3 SWEDEN (SWE)

Team Match No.: WT1 Table: 2 Umpires: SVEILE Sanita (LAT) JUTLE Harmesh (GBR)

Match 1			Match	Game 1	Game 2	Game 3	Game 4	Game 5
B/C	LABOSOVA/BALAZOVA	SVK	3	11	4	11	12	
Y/Z	BERGAND/KALLBERG	SWE	1	4	11	8	10	
Duration of Match 1			27min	4min	3min	6min	8min	

Match 2			Match	Game 1	Game 2	Game 3	Game 4	Game 5
A	KUKULKOVA Tatiana	SVK	1	4	6	11	11	
X	BERGSTROM Linda Amand	SWE	3	11	11	5	13	
Duration of Match 2			33min	4min	5min	7min	12min	

Match 3			Match	Game 1	Game 2	Game 3	Game 4	Game 5
C	BALAZOVA Barbora	SVK	3	9	11	5	11	11
Z	KALLBERG Christina Hanna	SWE	2	11	9	11	7	8
Duration of Match 3			40min	5min	6min	5min	8min	8min

Match 4			Match	Game 1	Game 2	Game 3	Game 4	Game 5
A	KUKULKOVA Tatiana	SVK	2	4	11	6	11	7
Y	BERGAND Filippa Isabell	SWE	3	11	7	11	7	11
Duration of Match 4			34min	4min	5min	4min	6min	6min

Match 5			Match	Game 1	Game 2	Game 3	Game 4	Game 5
B	LABOSOVA Ema	SVK	0	7	6	6		
X	BERGSTROM Linda Amand	SWE	3	11	11	11		
Duration of Match 5			20min	5min	5min	7min		

Duration of Team Match	2h 36min
------------------------	----------

Player Statistics	SLOVAKIA (SVK)						SWEDEN (SWE)					
	Match					Team Match	Match					Team Match
	1	2	3	4	5		1	2	3	4	5	
Points Won	40	32	48	37	19	176	33	40	45	47	33	198
Biggest lead	7	6	4	5	5	7	7	7	6	7	7	7
Points won on own serve	18	14	26	21	9	88	17	18	24	26	17	102
Points lost on own serve	16	22	21	21	16	96	22	18	22	16	10	88
Most consecutive points won	6	4	4	4	6	6	5	5	7	5	7	7
Greatest deficit overcome	4	2	2	1	-	4	-	2	2	-	5	5

Match/Team Match Statistics	Match					Team Match
	1	2	3	4	5	
Longest Rally (strokes)	0	0	0	0	0	0
Average Rally	0	0	0	0	0	0

Legend:  
WT Women's Team



## TEAM MATCH RESULTS

LUXEMBOURG (LUX) 2-3 UKRAINE (UKR)

Team Match No.: WT2 Table: 1 Umpires: KLECKER Roman (CZE) ARAUJO Celeste (POR)

Match 1			Match	Game 1	Game 2	Game 3	Game 4	Game 5
B/C	GONDERINGER/DE NUTTE	LUX	0	10	4	8		
Y/Z	HAPONOVA/BRATEYKO	UKR	3	12	11	11		
Duration of Match 1			25min	10min	5min	9min		

Match 2			Match	Game 1	Game 2	Game 3	Game 4	Game 5
A	NI Xia Lian	LUX	3	13	11	5	11	
X	PESOTSKA Margaryta	UKR	1	11	6	11	8	
Duration of Match 2			14h 04min	6min	4min	4min	6min	

Match 3			Match	Game 1	Game 2	Game 3	Game 4	Game 5
C	DE NUTTE Sarah	LUX	1	14	9	10	10	
Z	BRATEYKO Solomiya	UKR	3	12	11	12	12	
Duration of Match 3			37min	9min	6min	8min	7min	

Match 4			Match	Game 1	Game 2	Game 3	Game 4	Game 5
A	NI Xia Lian	LUX	3	11	11	11		
Y	HAPONOVA Hanna	UKR	0	8	4	5		
Duration of Match 4			13min	4min	3min	2min		

Match 5			Match	Game 1	Game 2	Game 3	Game 4	Game 5
B	GONDERINGER Tessy	LUX	1	4	11	5	8	
X	PESOTSKA Margaryta	UKR	3	11	8	11	11	
Duration of Match 5			27min	4min	5min	4min	7min	

Duration of Team Match	15h 48min
------------------------	-----------

Player Statistics	LUXEMBOURG (LUX)						UKRAINE (UKR)					
	Match					Team Match	Match					Team Match
	1	2	3	4	5		1	2	3	4	5	
Points Won	22	30	44	33	28	157	34	27	45	17	41	164
Biggest lead	1	5	6	7	5	7	8	6	2	2	7	8
Points won on own serve	11	19	25	15	16	86	17	13	25	7	22	84
Points lost on own serve	17	14	20	10	19	80	11	11	19	18	12	71
Most consecutive points won	3	5	7	5	4	7	4	5	7	2	9	9
Greatest deficit overcome	-	1	1	2	-	2	1	2	6	-	2	6

Match/Team Match Statistics	Match					Team Match
	1	2	3	4	5	
Longest Rally (strokes)	0	0	0	0	0	0
Average Rally	0	0	0	0	0	0

Legend:  
WT Women's Team



## TEAM MATCH RESULTS

AUSTRIA (AUT) 1-3 POLAND (POL)

Team Match No.: WT3 Table: 1 Umpires: VRABEC Jan (CZE) BERGFELDT Rebecca Eva Wic (SWE)

Match 1			Match	Game 1	Game 2	Game 3	Game 4	Game 5
B/C	STERNER/LIU	AUT	1	11	7	10	7	
Y/Z	WEGRZYN/WEGRZYN	POL	3	8	11	12	11	
Duration of Match 1			27min	6min	5min	7min	6min	

Match 2			Match	Game 1	Game 2	Game 3	Game 4	Game 5
A	POLCANOVA Sofia	AUT	0	4	6	6		
X	BAJOR Natalia	POL	3	11	11	11		
Duration of Match 2			16min	5min	5min	4min		

Match 3			Match	Game 1	Game 2	Game 3	Game 4	Game 5
C	LIU Jia	AUT	3	11	10	11	11	
Z	WEGRZYN Katarzyna	POL	1	4	12	9	5	
Duration of Match 3			24min	2min	9min	17min	5min	

Match 4			Match	Game 1	Game 2	Game 3	Game 4	Game 5
A	POLCANOVA Sofia	AUT	0					
Y	WEGRZYN Anna	POL	W/O 3					
Duration of Match 4								

Duration of Team Match	1h 07min
------------------------	----------

Player Statistics	AUSTRIA (AUT)					Team Match	POLAND (POL)					Team Match
	Match						Match					
	1	2	3	4	5		1	2	3	4	5	
Points Won	35	15	22	0		72	42	29	14	0		85
Biggest lead	6	1	6	-		6	6	9	1	-		9
Points won on own serve	20	7	9	0		36	22	15	5	0		42
Points lost on own serve	20	14	9	0		43	15	8	13	0		36
Most consecutive points won	6	3	6	0		6	4	8	3	0		8
Greatest deficit overcome	-	-	1	-		1	1	1	-	-		1

Match/Team Match Statistics	Match					Team Match
	1	2	3	4	5	
Longest Rally (strokes)	0	0	0	0		0
Average Rally	0	0	0	0		0

## Legend:

W/O Walkover

WT Women's Team



## TEAM MATCH RESULTS

## HUNGARY (HUN) 3-1 CZECH REPUBLIC (CZE)

Team Match No.: WT4 Table: 2 Umpires: KIVIMAKI Joonas (FIN) GEIGER Christoph (GER)

Match 1			Match	Game 1	Game 2	Game 3	Game 4	Game 5
B/C	BALINT/NAGYVARADI	HUN	0	9	5	8		
Y/Z	TOMANOVSKA/BLASKOVA	CZE	3	11	11	11		
Duration of Match 1			21min	6min	5min	8min		

Match 2			Match	Game 1	Game 2	Game 3	Game 4	Game 5
A	MADARASZ Dora Csilla	HUN	3	4	11	11	11	
X	MATELOVA Hana	CZE	1	11	4	5	9	
Duration of Match 2			27min	6min	4min	6min	10min	

Match 3			Match	Game 1	Game 2	Game 3	Game 4	Game 5
C	NAGYVARADI Mercedes	HUN	3	11	11	12		
Z	BLASKOVA Zdena	CZE	0	5	7	10		
Duration of Match 3			20min	5min	7min	8min		

Match 4			Match	Game 1	Game 2	Game 3	Game 4	Game 5
A	MADARASZ Dora Csilla	HUN	3	11	11	11		
Y	TOMANOVSKA Katerina	CZE	0	3	9	9		
Duration of Match 4			22min	6min	8min	7min		

Duration of Team Match	1h 41min
------------------------	----------

Player Statistics	HUNGARY (HUN)					Team Match	CZECH REPUBLIC (CZE)					Team Match
	Match						Match					
	1	2	3	4	5		1	2	3	4	5	
Points Won	22	37	34	33		126	33	29	22	21		105
Biggest lead	2	8	7	8		8	6	7	2	2		7
Points won on own serve	13	20	18	19		70	19	16	13	12		60
Points lost on own serve	14	13	9	9		45	9	17	16	14		56
Most consecutive points won	3	5	5	7		7	6	4	3	5		6
Greatest deficit overcome	-	2	2	2		2	2	1	-	-		2

Match/Team Match Statistics	Match					Team Match
	1	2	3	4	5	
Longest Rally (strokes)	0	0	0	0		0
Average Rally	0	0	0	0		0

## Legend:

WT Women's Team



## TEAM MATCH RESULTS

GERMANY (GER) 3-1 SWEDEN (SWE)

Team Match No.: WT9 Table: 2 Umpires: MILINSKI Maciej Zbigniew (POL) OTEO FERNANDEZ Fernando (ESP)

Match 1			Match	Game 1	Game 2	Game 3	Game 4	Game 5
B/C	SHAN/MITTELHAM	GER	3	11	11	11		
Y/Z	BERGSTROM/KALLBERG	SWE	0	8	9	4		
Duration of Match 1			23min	8min	7min	6min		

Match 2			Match	Game 1	Game 2	Game 3	Game 4	Game 5
A	HAN Ying	GER	3	11	11	11		
X	BERGAND Filippa Isabell	SWE	0	1	3	1		
Duration of Match 2			15min	4min	5min	5min		

Match 3			Match	Game 1	Game 2	Game 3	Game 4	Game 5
C	MITTELHAM Nina	GER	1	6	11	4	9	
Z	KALLBERG Christina Hanna	SWE	3	11	6	11	11	
Duration of Match 3			29min	6min	5min	6min	10min	

Match 4			Match	Game 1	Game 2	Game 3	Game 4	Game 5
A	HAN Ying	GER	3	11	6	11	3	11
Y	BERGSTROM Linda Amanda	SWE	2	6	11	4	11	5
Duration of Match 4			44min	9min	7min	8min	5min	11min

Duration of Team Match	2h 02min
------------------------	----------

Player Statistics	GERMANY (GER)					Team Match	SWEDEN (SWE)					Team Match
	Match						Match					
	1	2	3	4	5		1	2	3	4	5	
Points Won	33	33	30	42		138	21	5	39	37		102
Biggest lead	7	10	5	7		10	3	1	7	8		8
Points won on own serve	20	15	14	23		72	13	2	19	20		54
Points lost on own serve	8	3	20	17		48	13	18	16	19		66
Most consecutive points won	7	11	4	8		11	3	1	5	8		8
Greatest deficit overcome	3	1	1	3		3	-	-	2	2		2

Match/Team Match Statistics	Match					Team Match
	1	2	3	4	5	
Longest Rally (strokes)	0	0	0	0		0
Average Rally	0	0	0	0		0

## Legend:

WT Women's Team



## TEAM MATCH RESULTS

PORTUGAL (POR) 3-1 UKRAINE (UKR)

Team Match No.:WT10 Table: 1 Umpires: KRMEJ Milana (SLO) HRISTOV Tsvetozar (BUL)

Match 1			Match	Game 1	Game 2	Game 3	Game 4	Game 5
B/C	RODRIGUES DE MATOS/YU	POR	3	2	11	11	5	11
Y/Z	DYMYTRENKO/BRATEYKO	UKR	2	11	4	9	11	4
Duration of Match 1			29min	4min	4min	7min	5min	7min

Match 2			Match	Game 1	Game 2	Game 3	Game 4	Game 5
A	SHAO Jieni	POR	1	3	11	7	7	
X	PESOTSKA Margaryta	UKR	3	11	9	11	11	
Duration of Match 2			22min	4min	6min	6min	5min	

Match 3			Match	Game 1	Game 2	Game 3	Game 4	Game 5
C	YU Fu	POR	3	12	2	11	11	
Z	BRATEYKO Solomiya	UKR	1	10	11	1	5	
Duration of Match 3			23min	6min	3min	3min	5min	

Match 4			Match	Game 1	Game 2	Game 3	Game 4	Game 5
A	SHAO Jieni	POR	3	11	11	11		
Y	DYMYTRENKO Anastasiia	UKR	0	7	9	5		
Duration of Match 4			17min	4min	5min	5min		

Duration of Team Match	1h 33min
------------------------	----------

Player Statistics	PORTUGAL (POR)					Team Match	UKRAINE (UKR)					Team Match
	Match						Match					
	1	2	3	4	5		1	2	3	4	5	
Points Won	40	23	36	32		131	39	39	27	22		127
Biggest lead	7	2	10	6		10	9	8	9	2		9
Points won on own serve	20	12	19	15		66	20	20	15	11		66
Points lost on own serve	19	19	12	11		61	20	11	17	17		65
Most consecutive points won	6	3	6	7		7	5	7	6	4		7
Greatest deficit overcome	1	1	1	2		2	-	1	-	-		1

Match/Team Match Statistics	Match					Team Match
	1	2	3	4	5	
Longest Rally (strokes)	0	0	0	0		0
Average Rally	0	0	0	0		0

Legend:  
WT Women's Team



## TEAM MATCH RESULTS

FRANCE (FRA) 3-0 POLAND (POL)

Team Match No.:WT11 Table: 1 Umpires: JUTLE Harmesh (GBR) KLECKER Roman (CZE)

Match 1			Match	Game 1	Game 2	Game 3	Game 4	Game 5
B/C	LUTZ/PAVADE	FRA	3	11	11	11		
Y/Z	WEGRZYN/WEGRZYN	POL	0	2	5	5		
Duration of Match 1			16min	4min	5min	6min		

Match 2			Match	Game 1	Game 2	Game 3	Game 4	Game 5
A	YUAN Jia Nan	FRA	3	13	11	11		
X	BAJOR Natalia	POL	0	11	5	5		
Duration of Match 2			24min	11min	6min	5min		

Match 3			Match	Game 1	Game 2	Game 3	Game 4	Game 5
C	PAVADE Prithika	FRA	3	11	11	4	11	
Z	WEGRZYN Katarzyna	POL	1	8	8	11	3	
Duration of Match 3			23min	6min	5min	4min	5min	

Duration of Team Match	1h 09min
------------------------	----------

Player Statistics	FRANCE (FRA)						POLAND (POL)					
	Match					Team Match	Match					Team Match
	1	2	3	4	5		1	2	3	4	5	
Points Won	33	35	37			105	12	21	30			63
Biggest lead	9	6	8			9	2	4	7			7
Points won on own serve	16	17	15			48	5	10	11			26
Points lost on own serve	7	11	19			37	17	18	22			57
Most consecutive points won	6	6	5			6	2	5	4			5
Greatest deficit overcome	2	4	1			4	-	-	1			1

Match/Team Match Statistics	Match					Team Match
	1	2	3	4	5	
Longest Rally (strokes)	0	0	0			0
Average Rally	0	0	0			0

Legend:  
WT Women's Team





THU  
29 JUN 2023  
19:00

## TEAM MATCH RESULTS

ROMANIA (ROU) 3-0 HUNGARY (HUN)

Team Match No.:WT12 Table: 2 Umpires: DUCHATZ Kerstin Patrizi (GER) BOGREN Ingrid Christin (SWE)

Match 1			Match	Game 1	Game 2	Game 3	Game 4	Game 5
B/C	DIACONU/SAMARA	ROU	3	11	11	11		
Y/Z	BALINT/NAGYVARADI	HUN	0	6	8	4		
Duration of Match 1			18min	5min	7min	5min		

Match 2			Match	Game 1	Game 2	Game 3	Game 4	Game 5
A	SZOCS Bernadette Cynt	ROU	3	13	11	11		
X	MADARASZ Dora Csilla	HUN	0	11	8	4		
Duration of Match 2			18min	8min	4min	5min		

Match 3			Match	Game 1	Game 2	Game 3	Game 4	Game 5
C	SAMARA Elizabeta	ROU	3	11	11	11		
Z	NAGYVARADI Mercedes	HUN	0	8	7	5		
Duration of Match 3			18min	7min	5min	5min		

Duration of Team Match	1h 02min
------------------------	----------

Player Statistics	ROMANIA (ROU)						HUNGARY (HUN)					
	Match					Team Match	Match					Team Match
	1	2	3	4	5		1	2	3	4	5	
Points Won	33	35	33			101	18	23	20			61
Biggest lead	7	8	6			8	-	2	6			6
Points won on own serve	13	21	19			53	6	15	12			33
Points lost on own serve	12	8	8			28	20	14	14			48
Most consecutive points won	4	7	9			9	3	3	6			6
Greatest deficit overcome	-	2	6			6	-	-	-			-

Match/Team Match Statistics	Match					Team Match
	1	2	3	4	5	
Longest Rally (strokes)	0	0	0			0
Average Rally	0	0	0			0

Legend:  
WT Women's Team



## TEAM MATCH RESULTS

PORTUGAL (POR) 0-3 GERMANY (GER)

Team Match No.: WT5 Table: 1 Umpires: BERGFELDT Rebecca Eva Wic (SWE) BOGREN Ingrid Christin (SWE)

Match 1		Match	Game 1	Game 2	Game 3	Game 4	Game 5
B/C	RODRIGUES DE MATOS/SH	POR	0	5	6	7	
Y/Z	MITTELHAM/SHAN	GER	3	11	11	11	
Duration of Match 1			16min	4min	5min	6min	

Match 2		Match	Game 1	Game 2	Game 3	Game 4	Game 5
A	YU Fu	POR	1	6	4	11	7
X	HAN Ying	GER	3	11	11	6	11
Duration of Match 2			27min	7min	4min	7min	6min

Match 3		Match	Game 1	Game 2	Game 3	Game 4	Game 5
C	SHAO Jieni	POR	1	7	12	13	12
Z	SHAN Xiaona	GER	3	11	10	15	14
Duration of Match 3			39min	7min	9min	12min	9min

Duration of Team Match	1h 28min
------------------------	----------

Player Statistics	PORTUGAL (POR)					Team Match	GERMANY (GER)					Team Match
	Match						Match					
	1	2	3	4	5		1	2	3	4	5	
Points Won	18	28	44			90	33	39	50			122
Biggest lead	1	5	4			5	8	7	4			8
Points won on own serve	10	18	22			50	18	24	26			68
Points lost on own serve	15	15	24			54	8	10	22			40
Most consecutive points won	4	5	4			5	5	5	7			7
Greatest deficit overcome	-	-	2			2	1	1	3			3

Match/Team Match Statistics	Match					Team Match
	1	2	3	4	5	
Longest Rally (strokes)	0	0	0			0
Average Rally	0	0	0			0

Legend:  
WT Women's Team



## TEAM MATCH RESULTS

ROMANIA (ROU) 3-1 FRANCE (FRA)

Team Match No.: WT6 Table: 1 Umpires: BECKMANN Mark (DEN) GEIGER Christoph (GER)

Match 1		Match	Game 1	Game 2	Game 3	Game 4	Game 5
B/C	DIACONU/SAMARA	ROU	2	9	11	11	4
Y/Z	PAVADE/LUTZ	FRA	3	11	8	9	11
Duration of Match 1			42min	8min	6min	9min	5min

Match 2		Match	Game 1	Game 2	Game 3	Game 4	Game 5
A	SZOCS Bernadette Cynt	ROU	3	12	11	11	
X	YUAN Jia Nan	FRA	0	10	6	9	
Duration of Match 2			24min	8min	6min	9min	

Match 3		Match	Game 1	Game 2	Game 3	Game 4	Game 5
C	SAMARA Elizabeta	ROU	3	11	11	11	
Z	LUTZ Camille	FRA	0	6	8	3	
Duration of Match 3			19min	6min	7min	5min	

Match 4		Match	Game 1	Game 2	Game 3	Game 4	Game 5
A	SZOCS Bernadette Cynt	ROU	3	11	6	11	11
Y	PAVADE Prithika	FRA	1	9	11	7	7
Duration of Match 4			27min	7min	5min	5min	7min

Duration of Team Match	2h 02min
------------------------	----------

Player Statistics	ROMANIA (ROU)					Team Match	FRANCE (FRA)					Team Match
	Match						Match					
	1	2	3	4	5		1	2	3	4	5	
Points Won	44	34	33	39		150	50	25	18	34		127
Biggest lead	4	5	8	6		8	7	2	2	5		7
Points won on own serve	25	17	18	22		82	29	13	10	20		72
Points lost on own serve	21	12	8	14		55	19	17	15	17		68
Most consecutive points won	4	6	6	6		6	5	4	2	4		5
Greatest deficit overcome	1	2	2	2		2	-	-	-	1		1

Match/Team Match Statistics	Match					Team Match
	1	2	3	4	5	
Longest Rally (strokes)	0	0	0	0		0
Average Rally	0	0	0	0		0

Legend:  
WT Women's Team



SAT  
1 JUL 2023  
11:00

## TEAM MATCH RESULTS

PORTUGAL (POR) 3-0 FRANCE (FRA)

Team Match No.: WT7 Table: 2 Umpires: OTEO FERNANDEZ Fernando (ESP) MILINSKI Maciej Zbigniew (POL)

Match 1		Match	Game 1	Game 2	Game 3	Game 4	Game 5
B/C	PINTO/YU	POR	3	11	9	11	11
Y/Z	LUTZ/PAVADE	FRA	1	4	11	7	4
Duration of Match 1			25min	5min	7min	5min	5min

Match 2		Match	Game 1	Game 2	Game 3	Game 4	Game 5
A	SHAO Jieni	POR	3	6	8	11	11
X	YUAN Jia Nan	FRA	2	11	11	7	7
Duration of Match 2			37min	7min	5min	6min	7min

Match 3		Match	Game 1	Game 2	Game 3	Game 4	Game 5
C	YU Fu	POR	3	11	7	11	11
Z	PAVADE Prithika	FRA	1	8	11	7	9
Duration of Match 3			30min	6min	7min	7min	8min

Duration of Team Match	1h 38min
------------------------	----------

Player Statistics	PORTUGAL (POR)					Team Match	FRANCE (FRA)					Team Match
	Match						Match					
	1	2	3	4	5		1	2	3	4	5	
Points Won	42	47	40			129	26	43	35			104
Biggest lead	7	5	5			7	6	5	4			6
Points won on own serve	23	27	23			73	14	24	20			58
Points lost on own serve	12	19	15			46	19	20	17			56
Most consecutive points won	6	4	5			6	3	4	5			5
Greatest deficit overcome	1	1	2			2	-	3	2			3

Match/Team Match Statistics	Match					Team Match
	1	2	3	4	5	
Longest Rally (strokes)	1	0	0			1
Average Rally	0	0	0			0

## Legend:

WT Women's Team



## TEAM MATCH RESULTS

GERMANY (GER) 2-3 ROMANIA (ROU)

Team Match No.: WT8 Table: 1 Umpires: BOGREN Ingrid Christin (SWE) BERGFELDT Rebecca Eva Wic (SWE)

Match 1		Match	Game 1	Game 2	Game 3	Game 4	Game 5
B/C	MITTELHAM/SHAN GER	2	11	17	7	11	5
Y/Z	DIACONU/DRAGOMAN ROU	3	8	19	11	8	11
Duration of Match 1		48min	7min	16min	7min	9min	6min

Match 2		Match	Game 1	Game 2	Game 3	Game 4	Game 5
A	HAN Ying GER	2	11	12	8	9	8
X	SZOCS Bernadette Cynt ROU	3	4	10	11	11	11
Duration of Match 2		41min	5min	9min	6min	10min	7min

Match 3		Match	Game 1	Game 2	Game 3	Game 4	Game 5
C	SHAN Xiaona GER	3	9	11	11	8	15
Z	DRAGOMAN Andreea ROU	2	11	6	6	11	13
Duration of Match 3		44min	8min	5min	6min	9min	13min

Match 4		Match	Game 1	Game 2	Game 3	Game 4	Game 5
A	HAN Ying GER	3	11	11	11		
Y	DIACONU Adina Mihaela ROU	0	6	5	9		
Duration of Match 4		21min	6min	5min	8min		

Match 5		Match	Game 1	Game 2	Game 3	Game 4	Game 5
B	MITTELHAM Nina GER	0	9	9	4		
X	SZOCS Bernadette Cynt ROU	3	11	11	11		
Duration of Match 5		22min	8min	7min	6min		

Duration of Team Match	3h 10min
------------------------	----------

Player Statistics	GERMANY (GER)						ROMANIA (ROU)					
	Match					Team Match	Match					Team Match
	1	2	3	4	5		1	2	3	4	5	
Points Won	51	48	54	33	22	208	57	47	47	20	33	204
Biggest lead	8	7	7	6	2	8	6	5	4	3	7	7
Points won on own serve	23	26	27	18	13	107	27	24	24	11	19	105
Points lost on own serve	30	23	23	9	14	99	28	22	27	15	9	101
Most consecutive points won	8	6	7	5	4	8	7	6	5	5	5	7
Greatest deficit overcome	2	-	1	3	-	3	2	3	2	-	2	3

Match/Team Match Statistics	Match					Team Match
	1	2	3	4	5	
Longest Rally (strokes)	0	0	0	0	0	0
Average Rally	0	0	0	0	0	0

Legend:  
WT Women's Team



---

**MEDALLISTS**

<b>Medal</b>	<b>NOC</b>	<b>Name</b>
GOLD	ROU - Romania	DIACONU Adina Mihaela DRAGOMAN Andreea SAMARA Elizabeta SZOCS Bernadette Cynt
SILVER	GER - Germany	HAN Ying MITTELHAM Nina SHAN Xiaona WINTER Sabine Jane
BRONZE	POR - Portugal	MATOS Ines PINTO Matilde SHAO Jieni YU Fu

**ENTRY LIST BY EVENT** As of 20 JUN 2023

NOC	Name	Gender	Date of Birth
AUT - Austria	GARDOS Robert	M	16 JAN 1979
	POLCANOVA Sofia	F	3 SEP 1994
CZE - Czechia	POLANSKY Tomas	M	16 JUL 1998
	MATELOVA Hana	F	8 JUN 1990
ESP - Spain	ROBLES MARTINEZ Alvaro	M	29 APR 1991
	XIAO YAO Maria	F	19 MAY 1994
GBR - Great Britain	PITCHFORD Liam Benjamin	M	12 JUL 1993
	HO Tin-Tin	F	3 SEP 1998
GER - Germany	QIU Dang	M	29 OCT 1996
	MITTELHAM Nina	F	23 NOV 1996
HUN - Hungary	ECSEKI Nandor Istvan	M	13 OCT 1996
	MADARASZ Dora Csilla	F	3 SEP 1993
ITA - Italy	OYEBODE John	M	25 FEB 2002
	MONFARDINI Gaia	F	3 JAN 2001
LUX - Luxembourg	MLADENOVIC Luka	M	26 DEC 1998
	NI Xia Lian	F	4 JUL 1963
POL - Poland	KULCZYCKI Samuel	M	9 AUG 2002
	WEGRZYN Katarzyna	F	9 JAN 2001
ROU - Romania	IONESCU Ovidiu George	M	28 JUN 1989
	SZOCS Bernadette Cynt	F	5 MAR 1995
SLO - Slovenia	KOZUL Deni	M	18 MAR 1997
	STRAZAR Katarina	F	3 MAY 2001
SRB - Serbia	LEVAJAC Dimitrije	M	14 AUG 2001
	LUPULESKU Izabela	F	7 NOV 1999
SVK - Slovakia	PISTEJ Lubomir	M	6 MAR 1984
	BALAZOVA Barbora	F	18 MAR 1992

**ENTRY LIST BY EVENT** As of 20 JUN 2023

<b>NOC</b>	<b>Name</b>	<b>Gender</b>	<b>Date of Birth</b>
SWE - Sweden	MOREGARDH Truls Carl Eric	M	16 FEB 2002
	KALLBERG Christina Hanna	F	1 APR 2000
TUR - Türkiye	GUNDUZ Ibrahim	M	18 OCT 1977
	ALTINKAYA Sibel	F	1 FEB 1993
UKR - Ukraine	LIMONOV Anton	M	16 AUG 2001
	BRATEYKO Solomiya	F	24 FEB 1999

**Note:**

All Changes are available in INFO.

**Legend:**

F Female

M Male







## MATCH RESULTS

**IONESCU Ovidiu George (ROU) 3-2 KOZUL Deni (SLO)**  
**SZOCS Bernadette Cynt STRAZAR Katarina**

Game Summary		Match	Game 1	Game 2	Game 3	Game 4	Game 5
<b>IONESCU O./SZOCS B.</b>	<b>ROU</b>	<b>3</b>	11	11	5	9	11
<b>KOZUL D./STRAZAR K.</b>	<b>SLO</b>	<b>2</b>	7	5	11	11	4
Duration		<b>26min</b>	2min	0min	10min	6min	5min

Match No.: XD1 Table: 1

Umpires:

Player Statistics	IONESCU O./SZOCS B. (ROU)						KOZUL D./STRAZAR K. (SLO)					
	Game					Match	Game					Match
	1	2	3	4	5		1	2	3	4	5	
Points Won	10	0	3	9	11	<b>33</b>	5	1	12	11	4	<b>33</b>
Biggest lead	6	-	-	3	7	<b>7</b>	-	1	6	2	-	<b>6</b>
Points won on own serve	5	0	1	4	6	<b>16</b>	2	1	5	5	2	<b>15</b>
Points lost on own serve	3	0	7	6	2	<b>18</b>	5	0	2	5	5	<b>17</b>
Most consecutive points won	5	0	2	4	4	<b>5</b>	1	1	6	3	2	<b>6</b>
Greatest deficit overcome	-	1	-	-	-	<b>1</b>	-	-	-	3	-	<b>3</b>
Handedness/Grip	/Shakehand - /Shakehand						/Shakehand - /Shakehand					

Game/Match Statistics	Game					Match
	1	2	3	4	5	
Longest Rally (strokes)	0	0	0	0	0	<b>0</b>
Average Rally	0	0	0	0	0	<b>0</b>

## Game Progress

1	<b>IONESCU O./SZOCS (ROU)</b>	*_0	1	1	2	2	_3	3	4	4	*_5	5	6	8	_9	10	<b>11</b>					
	KOZUL D./STRAZAR (SLO)	0	0	1	*_1	2	2	3	*_3	4	4	5	_5	5	5	5	<b>5</b>					
2	<b>IONESCU O./SZOCS (ROU)</b>	0	<b>0</b>																			
	KOZUL D./STRAZAR (SLO)	_0	<b>1</b>																			
3	<b>IONESCU O./SZOCS (ROU)</b>	_0	0	0	0	0	*_0	0	1	1	_3	3	3	*_4	5	_5	<b>5</b>					
	<b>KOZUL D./STRAZAR (SLO)</b>	0	1	2	*_3	4	5	6	*_6	7	7	8	_9	9	*_9	10	<b>11</b>					
4	<b>IONESCU O./SZOCS (ROU)</b>	0	0	0	_1	2	3	4	*_4	5	6	6	_6	6	7	7	*_8	8	8	9	_9	<b>9</b>
	<b>KOZUL D./STRAZAR (SLO)</b>	_0	1	2	2	2	*_2	2	3	3	_3	4	5	6	*_6	7	7	8	_9	9	10	<b>11</b>
5	<b>IONESCU O./SZOCS (ROU)</b>	_0	1	2	3	3	*_3	4	5	6	*_7	7	8	8	_9	10	<b>11</b>					
	KOZUL D./STRAZAR (SLO)	0	0	0	_0	*_1	2	2	*_2	2	2	3	_3	4	4	4	<b>4</b>					

## Legend:

\*\_ Denotes first player of pair is server.

\*\_ Denotes second player of pair is server.

XD Mixed Doubles



## MATCH RESULTS

OYEBODE John (ITA) 0-3 GARDOS Robert (AUT)  
MONFARDINI Gaia POLCANOVA Sofia

Game Summary		Match	Game 1	Game 2	Game 3	Game 4	Game 5
OYEBODE J./MONFARDINI G.	ITA	0	6	7	8		
GARDOS R./POLCANOVA S.	AUT	3	11	11	11		
Duration		21min	5min	7min	8min		

Match No.: XD2

Table: 2

Umpires: GEIGER Christoph (GER)

DUCHATZ Kerstin Patrizi (GER)

Player Statistics	OYEBODE J./MONFARDINI G. (ITA)						GARDOS R./POLCANOVA S. (AUT)					
	Game					Match	Game					Match
	1	2	3	4	5		1	2	3	4	5	
Points Won	6	7	8			21	11	11	11			33
Biggest lead	1	-	-			1	5	5	6			6
Points won on own serve	3	3	6			12	6	4	8			18
Points lost on own serve	5	7	3			15	3	4	2			9
Most consecutive points won	2	2	6			6	6	3	3			6
Greatest deficit overcome	-	-	-			-	1	-	-			1
Handedness/Grip	/ - /						Right/Shakehand - Left/Shakehand					

Game/Match Statistics	Game					Match
	1	2	3	4	5	
Longest Rally (strokes)	0	0	0			0
Average Rally	0	0	0			0

## Game Progress

1	OYEBODE J./MONFA. (ITA)	0	0	1	*1	2	3	3	*3	3	3	3	*3	4	5	5	*6	6	6		
	GARDOS R./POLCA. (AUT)	*0	1	1	2	2	*2	3	4	5	*6	7	8	8	*8	9	9	10	11		
2	OYEBODE J./MONFA. (ITA)	*0	0	0	0	1	*1	2	2	3	*3	3	4	4	*5	5	5	6	*7	7	
	GARDOS R./POLCA. (AUT)	0	1	2	*3	3	4	4	*5	5	6	7	*7	8	8	9	*10	10	10	11	
3	OYEBODE J./MONFA. (ITA)	0	0	0	*1	1	1	*2	2	2	2	*3	4	5	6	*7	8	8	8	8	
	GARDOS R./POLCA. (AUT)	*0	1	2	2	3	*4	5	5	6	*7	8	8	8	*8	8	8	8	*9	10	11

## Legend:

\*\* \* Denotes first player of pair is server.

\* \_\*\* Denotes second player of pair is server.

XD Mixed Doubles



## MATCH RESULTS

**ECSEKI Nandor Istvan (HUN) 3-2 KULCZYCKI Samuel (POL)**  
**MADARASZ Dora Csilla WEGRZYN Katarzyna**

Game Summary		Match	Game 1	Game 2	Game 3	Game 4	Game 5
<b>ECSEKI N./MADARASZ D.</b>	<b>HUN</b>	<b>3</b>	11	11	7	9	11
<b>KULCZYCKI S./WEGRZYN K.</b>	<b>POL</b>	<b>2</b>	5	6	11	11	7
Duration		<b>36min</b>	5min	7min	6min	7min	6min

Match No.: XD3 Table: 1

Umpires: PIERRET Pol (LUX)

BOGREN Ingrid Christin (SWE)

Player Statistics	ECSEKI N./MADARASZ D. (HUN)						KULCZYCKI S./WEGRZYN K. (POL)					
	Game					Match	Game					Match
	1	2	3	4	5		1	2	3	4	5	
Points Won	11	11	7	9	11	<b>49</b>	5	6	11	11	7	<b>40</b>
Biggest lead	6	5	-	4	4	<b>6</b>	1	2	4	3	-	<b>4</b>
Points won on own serve	6	7	4	4	4	<b>25</b>	3	4	7	5	3	<b>22</b>
Points lost on own serve	2	2	4	6	4	<b>18</b>	5	4	3	5	7	<b>24</b>
Most consecutive points won	5	4	3	4	3	<b>5</b>	2	2	3	5	4	<b>5</b>
Greatest deficit overcome	1	2	-	-	-	<b>2</b>	-	-	-	4	-	<b>4</b>
Handedness/Grip	/ - Right/Shakehand						/ - Right/Shakehand					

Game/Match Statistics	Game					Match
	1	2	3	4	5	
Longest Rally (strokes)	0	0	0	0	0	<b>0</b>
Average Rally	0	0	0	0	0	<b>0</b>

## Game Progress

1	<b>ECSEKI N./MADARA. (HUN)</b>	0	0	1	_2	2	2	3	*_3	4	5	6	_7	8	8	9	*_10	<b>11</b>					
	KULCZYCKI S./WEG. (POL)	*_0	1	1	1	2	_3	3	4	4	*_4	4	4	4	_5	5	5	<b>5</b>					
2	<b>ECSEKI N./MADARA. (HUN)</b>	*_0	0	1	1	1	_2	3	3	4	*_5	6	7	7	_7	8	9	10	<b>11</b>				
	KULCZYCKI S./WEG. (POL)	0	1	1	_2	3	3	3	*_4	4	4	4	*_4	5	6	6	*_6	6	<b>6</b>				
3	<b>ECSEKI N./MADARA. (HUN)</b>	0	0	0	*_0	1	1	2	_2	2	3	3	*_4	5	6	6	_7	7	7				
	<b>KULCZYCKI S./WEG. (POL)</b>	_0	1	2	3	3	*_4	4	5	6	_6	7	7	7	*_7	8	8	9	*_10	<b>11</b>			
4	<b>ECSEKI N./MADARA. (HUN)</b>	_0	1	2	3	4	*_4	4	4	5	_5	5	5	5	*_5	6	7	8	_9	9	9	<b>9</b>	
	<b>KULCZYCKI S./WEG. (POL)</b>	0	0	0	*_0	0	1	2	_3	3	4	5	*_6	7	8	8	*_8	8	8	8	9	*_10	<b>11</b>
5	<b>ECSEKI N./MADARA. (HUN)</b>	0	1	2	_2	3	4	4	*_5	6	6	6	_6	6	7	8	*_8	9	10	<b>11</b>			
	KULCZYCKI S./WEG. (POL)	*_0	0	0	1	1	_1	2	2	2	_3	4	5	6	*_6	6	7	7	_7	7	<b>7</b>		

## Legend:

\*\*\_ Denotes first player of pair is server.

\*\_ Denotes second player of pair is server.

XD Mixed Doubles



## MATCH RESULTS

PITCHFORD Liam Benjamin (GBR) 1-3 PISTEJ Lubomir (SVK)  
HO Tin-Tin BALAZOVA Barbora

Game Summary		Match	Game 1	Game 2	Game 3	Game 4	Game 5
PITCHFORD L./HO T.	GBR	1	6	11	5	8	
PISTEJ L./BALAZOVA B.	SVK	3	11	5	11	11	
Duration		24min	6min	4min	5min	7min	

Match No.: XD4

Table: 2

Umpires: ZLEZARCZYK Rafal (POL)

HRISTOV Tsvetozar (BUL)

Player Statistics	PITCHFORD L./HO T. (GBR)						PISTEJ L./BALAZOVA B. (SVK)					
	Game					Match	Game					Match
	1	2	3	4	5		1	2	3	4	5	
Points Won	6	11	5	8		30	11	5	11	11		38
Biggest lead	-	6	1	3		6	5	1	6	3		6
Points won on own serve	3	5	4	5		17	6	2	7	6		21
Points lost on own serve	5	3	4	5		17	3	6	1	3		13
Most consecutive points won	2	5	2	4		5	5	2	4	4		5
Greatest deficit overcome	-	1	-	-		1	-	-	1	3		3
Handedness/Grip	Right/Shakehand - Right/Penholder						Right/Shakehand - Left/Shakehand					

Game/Match Statistics	Game					Match
	1	2	3	4	5	
Longest Rally (strokes)	0	0	0	0		0
Average Rally	0	0	0	0		0

## Game Progress

1	PITCHFORD L./HO (GBR)	0	0	1	*_1	1	2	2	_3	4	4	4	*_4	4	4	5	_5	6	6		
	PISTEJ L./BALAZOV. (SVK)	_0	1	1	2	3	*_3	4	4	4	_5	6	7	8	*_9	9	10	10	11		
2	PITCHFORD L./HO (GBR)	*_0	0	1	2	3	_4	5	5	6	*_6	6	7	7	_8	9	10	11			
	PISTEJ L./BALAZOV. (SVK)	0	1	1	_1	1	1	*_2	2	3	4	_4	5	5	5	*_5	5				
3	PITCHFORD L./HO (GBR)	0	0	1	*_2	2	2	2	_3	4	4	4	*_4	5	5	5	_5	5			
	PISTEJ L./BALAZOV. (SVK)	_0	1	1	1	2	*_3	4	4	4	_5	6	7	7	*_8	9	10	11			
4	PITCHFORD L./HO (GBR)	*_0	1	2	2	2	_3	3	3	4	*_5	6	7	7	_7	7	8	8	*_8	8	8
	PISTEJ L./BALAZOV. (SVK)	0	0	0	_1	2	2	3	*_4	4	4	4	_4	5	6	7	*_7	8	9	10	11

## Legend:

\*\_ Denotes first player of pair is server.

\*\_ Denotes second player of pair is server.

XD Mixed Doubles



## MATCH RESULTS

QIU Dang (GER) 3-1 MLADENOVIC Luka (LUX)  
MITTELHAM Nina NI Xia Lian

Game Summary		Match	Game 1	Game 2	Game 3	Game 4	Game 5
QIU D./MITTELHAM N.	GER	3	6	11	11	11	
MLADENOVIC L./NI X.	LUX	1	11	4	9	7	
Duration		28min	4min	4min	8min	6min	

Match No.: XD5

Table: 1

Umpires: BECKMANN Mark (DEN)

KIVIMAKI Joonas (FIN)

Player Statistics	QIU D./MITTELHAM N. (GER)						MLADENOVIC L./NI X. (LUX)					
	Game					Match	Game					Match
	1	2	3	4	5		1	2	3	4	5	
Points Won	6	11	11	11		39	11	4	9	7		31
Biggest lead	-	7	5	5		7	5	-	1	-		5
Points won on own serve	2	6	7	6		21	5	2	6	3		16
Points lost on own serve	6	2	3	4		15	4	5	4	5		18
Most consecutive points won	2	4	5	4		5	4	2	5	3		5
Greatest deficit overcome	-	-	1	-		1	-	-	-	-		-
Handedness/Grip	Right/Penholder - Right/Shakehand						/Shakehand - /Shakehand					

Game/Match Statistics	Game					Match
	1	2	3	4	5	
Longest Rally (strokes)	0	0	0	0		0
Average Rally	0	0	0	0		0

## Game Progress

1	QIU D./MITTELHAM (GER)	0	0	0	_0	0	1	2	*_2	3	4	4	_5	5	6	6	*_6	6	6			
	MLADENOVIC L./NI (LUX)	_0	1	2	3	4	*_4	4	5	5	_5	6	6	7	*_7	8	9	10	11			
2	QIU D./MITTELHAM (GER)	_0	1	2	3	3	*_4	4	5	6	_7	7	7	8	*_9	10	11					
	MLADENOVIC L./NI (LUX)	0	0	0	_0	1	1	2	*_2	2	2	3	_4	4	4	4	4					
3	QIU D./MITTELHAM (GER)	0	0	1	*_1	2	3	4	_5	6	6	6	_7	8	9	9	*_9	9	9	9	_10	11
	MLADENOVIC L./NI (LUX)	_0	1	1	2	2	*_2	2	2	2	_3	4	4	4	*_4	5	6	7	_8	9	9	9
4	QIU D./MITTELHAM (GER)	_0	1	2	3	4	*_4	4	5	6	_6	7	7	8	*_9	9	9	9	*_10	11		
	MLADENOVIC L./NI (LUX)	0	0	0	_0	0	1	2	*_2	2	3	3	_4	4	4	5	*_6	7	7	7		

## Legend:

\*\*\_ Denotes first player of pair is server.

\*\_ Denotes second player of pair is server.

XD Mixed Doubles



## MATCH RESULTS

**GUNDUZ Ibrahim (TUR) 3-2 MOREGARDH Truls Ca(SWE)**  
**ALTINKAYA Sibel KALLBERG Christina Hanna**

Game Summary		Match	Game 1	Game 2	Game 3	Game 4	Game 5
<b>GUNDUZ I./ALTINKAYA S.</b>	<b>TUR</b>	<b>3</b>	11	11	3	8	13
<b>MOREGARDH T./KALLBERG C.</b>	<b>SWE</b>	<b>2</b>	7	5	11	11	11
Duration		<b>40min</b>	8min	5min	5min	9min	11min

Match No.: XD6

Table: 2

Umpires: KIVIMAKI Joonas (FIN)

GEIGER Christoph (GER)

Player Statistics	GUNDUZ I./ALTINKAYA S. (TUR)						MOREGARDH T./KALLBERG C. (SWE)					
	Game					Match	Game					Match
	1	2	3	4	5		1	2	3	4	5	
Points Won	11	11	3	8	13	<b>46</b>	7	5	11	11	11	<b>45</b>
Biggest lead	6	6	1	2	4	<b>6</b>	-	-	8	4	1	<b>8</b>
Points won on own serve	5	7	0	5	6	<b>23</b>	4	4	5	6	5	<b>24</b>
Points lost on own serve	3	1	6	5	6	<b>21</b>	6	4	3	3	7	<b>23</b>
Most consecutive points won	5	5	1	3	5	<b>5</b>	2	3	6	5	5	<b>6</b>
Greatest deficit overcome	-	-	-	-	1	<b>1</b>	-	-	1	2	-	<b>2</b>
Handedness/Grip	Left/Shakehand - Right/Shakehand						/Shakehand - /Shakehand					

Game/Match Statistics	Game					Match
	1	2	3	4	5	
Longest Rally (strokes)	0	0	0	0	0	<b>0</b>
Average Rally	0	0	0	0	0	<b>0</b>

## Game Progress

1	<b>GUNDUZ I./ALTINKA. (TUR)</b>	0	1	2	_2	3	4	5	*_6	7	7	7	_8	8	8	9	*_10	10	10	<b>11</b>			
	MOREGARDH T./KA. (SWE)	_0	0	0	1	1	*_1	1	1	1	_2	3	3	4	*_5	5	5	6	_7	<b>7</b>			
2	<b>GUNDUZ I./ALTINKA. (TUR)</b>	_0	1	2	2	3	*_4	5	5	5	_5	6	7	8	*_9	10	10	<b>11</b>					
	MOREGARDH T./KA. (SWE)	0	0	0	_1	1	1	*_2	3	4	4	_4	4	4	4	*_5	<b>5</b>						
3	<b>GUNDUZ I./ALTINKA. (TUR)</b>	0	1	1	_1	1	1	2	*_2	2	2	2	_2	2	3	<b>3</b>							
	MOREGARDH T./KA. (SWE)	_0	0	1	2	3	*_4	4	5	6	_7	8	9	10	*_10	<b>11</b>							
4	<b>GUNDUZ I./ALTINKA. (TUR)</b>	_0	1	2	2	2	*_3	3	3	4	_5	5	5	5	*_5	5	6	7	_8	8	<b>8</b>		
	MOREGARDH T./KA. (SWE)	0	0	0	_1	2	2	3	*_4	4	4	5	_6	7	8	9	*_9	9	9	10	<b>11</b>		
5	<b>GUNDUZ I./ALTINKA. (TUR)</b>	0	1	2	_3	4	4	4	*_4	4	4	5	*_6	7	8	9	_9	9	9	10	*_10	10	_11
	MOREGARDH T./KA. (SWE)	_0	0	0	0	0	*_1	2	3	4	_5	5	5	*_5	5	6	7	_8	8	9	10	*_11	
5	<b>GUNDUZ I./ALTINKA. (TUR)</b>	12	<b>13</b>																				
	MOREGARDH T./KA. (SWE)	_11	<b>11</b>																				

## Legend:

\*\* \* Denotes first player of pair is server.

\*\_\*\* Denotes second player of pair is server.

XD Mixed Doubles



## MATCH RESULTS

**LEVAJAC Dimitrije (SRB) 3-2 POLANSKY Tomas (CZE)**  
**LUPULESKU Izabela MATELOVA Hana**

Game Summary		Match	Game 1	Game 2	Game 3	Game 4	Game 5
<b>LEVAJAC D./LUPULESKU I.</b>	<b>SRB</b>	<b>3</b>	11	9	9	11	11
<b>POLANSKY T./MATELOVA H.</b>	<b>CZE</b>	<b>2</b>	1	11	11	9	2
Duration		<b>35min</b>	8min	7min	5min	9min	4min

Match No.: XD7 Table: 1

Umpires: HRISTOV Tsvetozar (BUL)

ZLEZARCZYK Rafal (POL)

Player Statistics	LEVAJAC D./LUPULESKU I. (SRB)						POLANSKY T./MATELOVA H. (CZE)					
	Game					Match	Game					Match
	1	2	3	4	5		1	2	3	4	5	
Points Won	1	1	1	0	0	<b>3</b>	1	0	0	1	1	<b>3</b>
Biggest lead	4	-	1	-	-	<b>4</b>	-	-	-	-	-	-
Points won on own serve	0	0	1	0	0	<b>1</b>	0	0	0	1	0	<b>1</b>
Points lost on own serve	0	0	0	0	1	<b>1</b>	0	0	0	0	0	<b>0</b>
Most consecutive points won	1	1	1	0	0	<b>1</b>	1	0	0	1	1	<b>1</b>
Greatest deficit overcome	-	-	-	-	-	-	-	-	1	-	-	<b>1</b>
Handedness/Grip	Right/Shakehand - Right/Shakehand						Right/Shakehand - Right/Shakehand					

Game/Match Statistics	Game					Match
	1	2	3	4	5	
Longest Rally (strokes)	0	0	0	0	0	<b>0</b>
Average Rally	0	0	0	0	0	<b>0</b>

## Game Progress

1	<b>LEVAJAC D./LUPUL. (SRB)</b>	0	0	<b>5</b>
	<b>POLANSKY T./MATE. (CZE)</b>	0	0	<b>1</b>
2	<b>LEVAJAC D./LUPUL. (SRB)</b>	0	0	
	<b>POLANSKY T./MATE. (CZE)</b>	0	0	
3	<b>LEVAJAC D./LUPUL. (SRB)</b>	*_0	1	
	<b>POLANSKY T./MATE. (CZE)</b>	0	0	
4	<b>LEVAJAC D./LUPUL. (SRB)</b>	0	0	
	<b>POLANSKY T./MATE. (CZE)</b>	_*0	0	
5	<b>LEVAJAC D./LUPUL. (SRB)</b>	_*0	0	
	<b>POLANSKY T./MATE. (CZE)</b>	0	0	

## Legend:

\*\*\_\* Denotes first player of pair is server.

\*\_\*\* Denotes second player of pair is server.

XD Mixed Doubles





## MATCH RESULTS

LIMONOV Anton (UKR) 1-3 ROBLES MARTINEZ A. (ESP)  
BRATEYKO Solomiya XIAO YAO Maria

Game Summary		Match	Game 1	Game 2	Game 3	Game 4	Game 5
LIMONOV A./BRATEYKO S.	UKR	1	11	4	8	3	
ROBLES MARTINEZ A./XIAO YAO	ESP	3	8	11	11	11	
Duration		27min	6min	4min	8min	6min	

Match No.: XD8

Table: 2

Umpires: BOGREN Ingrid Christin (SWE)

PIERRET Pol (LUX)

Player Statistics	LIMONOV A./BRATEYKO S. (UKR)						ROBLES MARTINEZ A./XIAO YAO M. (ESP)					
	Game					Match	Game					Match
	1	2	3	4	5		1	2	3	4	5	
Points Won	11	4	8	3		26	8	11	11	11		41
Biggest lead	3	-	3	-		3	3	7	4	8		8
Points won on own serve	6	2	5	2		15	5	5	7	5		22
Points lost on own serve	3	6	4	6		19	5	2	3	1		11
Most consecutive points won	6	1	7	1		7	4	5	6	5		6
Greatest deficit overcome	3	-	-	-		3	-	-	3	-		3
Handedness/Grip	/ - Right/Shakehand						Left/Shakehand - Left/Shakehand					

Game/Match Statistics	Game					Match
	1	2	3	4	5	
Longest Rally (strokes)	0	0	0	0		0
Average Rally	0	0	0	0		0

## Game Progress

1	LIMONOV A./BRATE. (UKR)	0	1	1	_2	3	3	3	*_4	4	5	5	_5	5	5	6	*_7	8	9	10	11
	ROBLES MARTINEZ. (ESP)	_0	0	1	1	*_2	3	3	4	_4	5	6	7	*_8	8	8	8	_8	8		8
2	LIMONOV A./BRATE. (UKR)	_0	0	0	1	1	*_1	2	2	3	_3	4	4	4	*_4	4	4				4
	ROBLES MARTINEZ. (ESP)	0	1	2	_2	3	4	4	*_5	5	6	6	*_7	8	9	10	11				
3	LIMONOV A./BRATE. (UKR)	0	0	0	*_1	1	1	1	_2	3	4	5	*_6	7	8	8	_8	8	8	8	8
	ROBLES MARTINEZ. (ESP)	*_0	1	2	2	3	_4	5	5	5	*_5	5	5	5	_5	6	7	8	*_9	10	11
4	LIMONOV A./BRATE. (UKR)	_0	0	0	0	*_0	1	1	1	_2	2	3	3	*_3	3						3
	ROBLES MARTINEZ. (ESP)	0	1	2	_3	4	5	5	*_6	7	7	8	_8	9	10	11					

## Legend:

\*\*\_ Denotes first player of pair is server.

\*\_ Denotes second player of pair is server.

XD Mixed Doubles



## MATCH RESULTS

**IONESCU Ovidiu George (ROU) 3-1 GARDOS Robert (AUT)**  
**SZOCS Bernadette Cynt POLCANOVA Sofia**

Game Summary		Match	Game 1	Game 2	Game 3	Game 4	Game 5
<b>IONESCU O./SZOCS B.</b>	<b>ROU</b>	<b>3</b>	12	11	11	11	
<b>GARDOS R./POLCANOVA S.</b>	<b>AUT</b>	<b>1</b>	14	7	3	4	
Duration		<b>29min</b>	9min	6min	5min	6min	

Match No.: XD12 Table: 1

Umpires: GEIGER Christoph (GER)

DUCHATZ Kerstin Patrizi (GER)

Player Statistics	IONESCU O./SZOCS B. (ROU)						GARDOS R./POLCANOVA S. (AUT)					
	Game					Match	Game					Match
	1	2	3	4	5		1	2	3	4	5	
Points Won	12	11	11	11		<b>45</b>	14	7	3	4		<b>28</b>
Biggest lead	5	4	8	7		<b>8</b>	2	1	-	-		<b>2</b>
Points won on own serve	6	4	6	7		<b>23</b>	7	3	1	4		<b>15</b>
Points lost on own serve	7	4	2	0		<b>13</b>	6	7	5	4		<b>22</b>
Most consecutive points won	4	4	7	6		<b>7</b>	5	2	2	2		<b>5</b>
Greatest deficit overcome	-	1	-	-		<b>1</b>	5	-	-	-		<b>5</b>
Handedness/Grip	/Shakehand - /Shakehand						Right/Shakehand - Left/Shakehand					

Game/Match Statistics	Game					Match
	1	2	3	4	5	
Longest Rally (strokes)	0	0	0	0		<b>0</b>
Average Rally	0	0	0	0		<b>0</b>

## Game Progress

1	IONESCU O./SZOCS (ROU)	_0	1	2	2	3	*_4	5	_6	6	_6	7	7	7	*_8	8	9	10	*_10	10	10	10	*_10	11
	GARDOS R./POLCA. (AUT)	0	0	0	*_1	1	1	1	*_1	2	3	3	*_4	5	5	6	*_6	6	7	8	*_9	10	10	11
1	IONESCU O./SZOCS (ROU)	*_11	12	*_12	<b>12</b>																			
	GARDOS R./POLCA. (AUT)	12	*_12	13	<b>14</b>																			
2	IONESCU O./SZOCS (ROU)	0	0	1	*_2	2	2	3	*_3	4	5	6	*_7	7	8	8	*_9	9	10	<b>11</b>				
	GARDOS R./POLCA. (AUT)	_0	1	1	1	2	*_3	3	4	4	_4	4	4	5	*_5	6	6	7	*_7	<b>7</b>				
3	IONESCU O./SZOCS (ROU)	*_0	1	1	2	3	_4	4	4	5	*_6	7	8	9	*_10	<b>11</b>								
	GARDOS R./POLCA. (AUT)	0	0	1	*_1	1	1	2	*_3	3	3	3	*_3	3	3	<b>3</b>								
4	IONESCU O./SZOCS (ROU)	0	1	1	*_2	3	4	5	*_6	7	7	7	*_8	9	9	10	<b>11</b>							
	GARDOS R./POLCA. (AUT)	_0	0	1	1	1	*_1	1	1	1	_2	3	3	3	*_4	4	<b>4</b>							

## Legend:

\*\*\_ Denotes first player of pair is server.

\*\_ Denotes second player of pair is server.

XD Mixed Doubles



## MATCH RESULTS

**ECSEKI Nandor Istvan (HUN) 3-0** PISTEJ Lubomir (SVK)  
**MADARASZ Dora Csilla** BALAZOVA Barbora

Game Summary		Match	Game 1	Game 2	Game 3	Game 4	Game 5
ECSEKI N./MADARASZ D.	HUN	3	11	11	11		
PISTEJ L./BALAZOVA B.	SVK	0	7	5	8		
Duration		21min	6min	5min	9min		

Match No.: XD11 Table: 1

Umpires: BOGREN Ingrid Christin (SWE) KIVIMAKI Joonas (FIN)

Player Statistics	ECSEKI N./MADARASZ D. (HUN)						PISTEJ L./BALAZOVA B. (SVK)					
	Game					Match	Game					Match
	1	2	3	4	5		1	2	3	4	5	
Points Won	11	11	11			33	7	5	8			20
Biggest lead	5	6	4			6	-	-	1			1
Points won on own serve	3	7	6			16	2	4	5			11
Points lost on own serve	5	1	3			9	8	4	5			17
Most consecutive points won	4	3	4			4	3	1	3			3
Greatest deficit overcome	-	-	1			1	-	-	-			-
Handedness/Grip	/ - Right/Shakehand						Right/Shakehand - Left/Shakehand					

Game/Match Statistics	Game					Match
	1	2	3	4	5	
Longest Rally (strokes)	0	1	0			1
Average Rally	0	0	0			0

## Game Progress

1	ECSEKI N./MADARA. (HUN)	0	1	2	*_2	3	4	5	_*6	6	7	7	*_7	7	8	8	_*9	9	10	11	
	PISTEJ L./BALAZOV. (SVK)	_0	0	0	1	1	*_1	1	1	2	_2	3	4	5	*_5	6	6	7	_7	7	
2	ECSEKI N./MADARA. (HUN)	*_0	1	2	3	3	_4	4	5	5	*_6	7	7	8	_9	10	10	11			
	PISTEJ L./BALAZOV. (SVK)	0	0	0	_0	1	1	2	*_2	3	3	3	_4	4	4	4	*_5	5			
3	ECSEKI N./MADARA. (HUN)	0	1	2	*_2	2	2	3	_4	5	6	6	*_6	7	8	8	_*9	10	10	10	11
	PISTEJ L./BALAZOV. (SVK)	_0	0	0	1	2	*_3	3	3	3	_3	4	5	5	*_5	6	6	6	_7	8	8

## Legend:

\*\*\_ Denotes first player of pair is server.

\*\_ Denotes second player of pair is server.

XD Mixed Doubles



## MATCH RESULTS

QIU Dang (GER) 3-1 GUNDUZ Ibrahim (TUR)  
MITTELHAM Nina ALTINKAYA Sibel

Game Summary		Match	Game 1	Game 2	Game 3	Game 4	Game 5
QIU D./MITTELHAM N.	GER	3	9	11	11	11	
GUNDUZ I./ALTINKAYA S.	TUR	1	11	6	3	9	
Duration		32min	9min	6min	5min	10min	

Match No.: XD9 Table: 1

Umpires: ARAUJO Celeste (POR)

BYSTRICAN Marián (SVK)

Player Statistics	QIU D./MITTELHAM N. (GER)						GUNDUZ I./ALTINKAYA S. (TUR)					
	Game					Match	Game					Match
	1	2	3	4	5		1	2	3	4	5	
Points Won	9	11	11	11		42	11	6	3	9		29
Biggest lead	4	5	8	2		8	2	-	-	4		4
Points won on own serve	5	5	7	6		23	6	3	2	5		16
Points lost on own serve	5	3	1	4		13	4	6	4	5		19
Most consecutive points won	4	4	6	3		6	4	2	1	4		4
Greatest deficit overcome	-	-	-	4		4	4	-	-	-		4
Handedness/Grip	Right/Penholder - Right/Shakehand						Left/Shakehand - Right/Shakehand					

Game/Match Statistics	Game					Match
	1	2	3	4	5	
Longest Rally (strokes)	0	0	0	0		0
Average Rally	0	0	0	0		0

## Game Progress

1	QIU D./MITTELHAM (GER)	_0	1	1	2	3	*_4	5	5	6	_6	6	6	*_7	7	8	8	_9	9	9	9	
	GUNDUZ I./ALTINKA. (TUR)	0	0	1	_1	1	1	*_2	2	3	4	_5	6	6	7	*_7	8	8	9	_10	11	
2	QIU D./MITTELHAM (GER)	0	1	2	*_2	3	4	4	*_4	5	5	6	*_6	7	7	8	*_9	10	11			
	GUNDUZ I./ALTINKA. (TUR)	_0	0	0	1	1	*_1	2	3	3	_4	4	5	5	*_6	6	6	6	6			
3	QIU D./MITTELHAM (GER)	_0	1	2	3	4	*_5	6	6	7	_8	9	9	10	*_10	11						
	GUNDUZ I./ALTINKA. (TUR)	0	0	0	_0	0	0	*_1	1	1	1	_2	2	3	3							
4	QIU D./MITTELHAM (GER)	0	0	0	*_0	0	1	2	*_3	3	4	5	*_6	6	6	6	*_7	8	9	9	*_10	11
	GUNDUZ I./ALTINKA. (TUR)	*_0	1	2	3	4	_4	4	4	5	*_5	5	5	6	_7	8	8	8	*_8	9	9	9

## Legend:

\*\*\_ Denotes first player of pair is server.

\*\_ Denotes second player of pair is server.

XD Mixed Doubles



## MATCH RESULTS

LEVAJAC Dimitrije (SRB) 2-3 ROBLES MARTINEZ A. (ESP)  
LUPULESKU Izabela XIAO YAO Maria

Game Summary		Match	Game 1	Game 2	Game 3	Game 4	Game 5
LEVAJAC D./LUPULESKU I.	SRB	2	11	10	3	11	7
ROBLES MARTINEZ A./XIAO YAO	ESP	3	6	12	11	9	11
Duration		44min	7min	10min	5min	10min	10min

Match No.: XD10

Table: 1

Umpires: MEŽEK Gregor (SLO)

KRMELJ Milana (SLO)

Player Statistics	LEVAJAC D./LUPULESKU I. (SRB)						ROBLES MARTINEZ A./XIAO YAO M. (ESP)					
	Game					Match	Game					Match
	1	2	3	4	5		1	2	3	4	5	
Points Won	11	10	3	11	7	42	6	12	11	9	11	49
Biggest lead	5	2	-	3	-	5	2	2	8	1	5	8
Points won on own serve	6	5	1	6	3	21	3	6	4	5	4	22
Points lost on own serve	3	6	7	4	7	27	5	5	2	5	4	21
Most consecutive points won	4	3	1	2	3	4	2	3	4	2	5	5
Greatest deficit overcome	2	-	-	1	-	2	-	2	-	-	-	2
Handedness/Grip	Right/Shakehand - Right/Shakehand						Left/Shakehand - Left/Shakehand					

Game/Match Statistics	Game					Match
	1	2	3	4	5	
Longest Rally (strokes)	0	1	0	1	0	1
Average Rally	0	0	0	0	0	0

## Game Progress

1	LEVAJAC D./LUPUL. (SRB)	*_0	0	0	1	2	_3	4	4	5	*_6	6	7	7	_8	9	10	10	11				
	ROBLES MARTINEZ. (ESP)	0	1	2	*_2	2	2	2	_3	3	3	4	*_4	5	5	5	_5	6	6				
2	LEVAJAC D./LUPUL. (SRB)	0	0	1	_1	2	2	3	*_3	4	5	6	_6	7	7	8	*_8	9	9	9	*_10	10	10
	ROBLES MARTINEZ. (ESP)	_0	1	1	2	2	*_3	3	4	4	_4	4	5	5	*_6	6	7	7	_8	9	9	10	*_11
3	LEVAJAC D./LUPUL. (SRB)	*_0	0	0	0	1	_1	1	2	2	*_2	3	3	3	_3	3							
	ROBLES MARTINEZ. (ESP)	0	1	2	*_3	3	4	5	_5	6	7	7	*_8	9	10	11							
4	LEVAJAC D./LUPUL. (SRB)	0	0	1	_1	2	3	3	*_4	5	5	6	_6	7	7	8	*_8	9	10	10	*_10	11	
	ROBLES MARTINEZ. (ESP)	_0	1	1	2	2	*_2	3	3	3	_4	4	5	5	*_6	6	7	7	_7	8	9	9	
5	LEVAJAC D./LUPUL. (SRB)	_0	0	0	0	0	*_0	1	2	2	_2	3	4	4	*_4	5	6	7	_7	7			
	ROBLES MARTINEZ. (ESP)	0	1	2	_3	4	5	5	_5	6	7	7	*_7	8	9	9	_9	9	10	11			

## Legend:

\*\_ \* Denotes first player of pair is server.

\*\_ \*\* Denotes second player of pair is server.

XD Mixed Doubles



## MATCH RESULTS

IONESCU Ovidiu George (ROU) 0-3 ECSEKI Nandor Istvan(HUN)  
SZOCS Bernadette Cynt MADARASZ Dora Csilla

Game Summary		Match	Game 1	Game 2	Game 3	Game 4	Game 5
IONESCU O./SZOCS B.	ROU	0	9	6	6		
ECSEKI N./MADARASZ D.	HUN	3	11	11	11		
Duration		24min	9min	5min	9min		

Match No.: XD41 Table: 1

Umpires: MILINSKI Maciej Zbigniew (POL)

KIVIMAKI Joonas (FIN)

Player Statistics	IONESCU O./SZOCS B. (ROU)						ECSEKI N./MADARASZ D. (HUN)					
	Game					Match	Game					Match
	1	2	3	4	5		1	2	3	4	5	
Points Won	9	6	6			21	11	11	11			33
Biggest lead	2	-	3			3	2	5	5			5
Points won on own serve	3	3	3			9	4	5	6			15
Points lost on own serve	7	6	5			18	6	3	3			12
Most consecutive points won	2	2	3			3	3	4	7			7
Greatest deficit overcome	-	-	-			-	2	-	3			3
Handedness/Grip	/Shakehand - /Shakehand						/ - Right/Shakehand					

Game/Match Statistics	Game					Match
	1	2	3	4	5	
Longest Rally (strokes)	0	0	0			0
Average Rally	0	0	0			0

## Game Progress

1	IONESCU O./SZOCS (ROU)	0	1	2	*_2	2	2	3	*_4	4	5	5	*_6	6	7	7	*_7	8	9	9	*_9	9
	ECSEKI N./MADARA. (HUN)	*_0	0	0	1	2	*_3	3	3	4	*_4	5	5	6	*_6	7	8	8	*_8	9	10	11
2	IONESCU O./SZOCS (ROU)	_0	0	0	0	*_1	1	1	2	*_2	3	4	4	*_4	5	5	6	6				
	ECSEKI N./MADARA. (HUN)	0	1	2	*_3	4	4	5	*_6	6	7	7	*_7	8	9	9	*_10	10	11			
3	IONESCU O./SZOCS (ROU)	0	1	2	*_3	3	3	4	*_5	5	5	5	*_5	5	5	5	*_6	6	6			
	ECSEKI N./MADARA. (HUN)	*_0	0	0	0	1	*_2	2	2	3	*_4	5	6	7	*_8	9	9	10	11			

## Legend:

\*\*\_ Denotes first player of pair is server.

\*\_ Denotes second player of pair is server.

XD Mixed Doubles



## MATCH RESULTS

QIU Dang (GER) 3-1 ROBLES MARTINEZ A./XIAO YAO M. (ESP)  
MITTELHAM Nina XIAO YAO Maria

Game Summary		Match	Game 1	Game 2	Game 3	Game 4	Game 5
QIU D./MITTELHAM N.	GER	3	11	11	9	11	
ROBLES MARTINEZ A./XIAO YAO	ESP	1	9	4	11	8	
Duration		30min	9min	5min	7min	8min	

Match No.: XD40

Table: 1

Umpires: BOGREN Ingrid Christin (SWE)

BECKMANN Mark (DEN)

Player Statistics	QIU D./MITTELHAM N. (GER)						ROBLES MARTINEZ A./XIAO YAO M. (ESP)					
	Game					Match	Game					Match
	1	2	3	4	5		1	2	3	4	5	
Points Won	11	11	9	11		42	9	4	11	8		32
Biggest lead	2	7	3	3		7	1	1	2	2		2
Points won on own serve	6	6	5	7		24	5	2	6	5		18
Points lost on own serve	4	2	5	3		14	5	5	4	4		18
Most consecutive points won	3	8	3	4		8	3	2	4	2		4
Greatest deficit overcome	1	1	-	2		2	-	-	3	-		3
Handedness/Grip	Right/Penholder - Right/Shakehand						Left/Shakehand - Left/Shakehand					

Game/Match Statistics	Game					Match
	1	2	3	4	5	
Longest Rally (strokes)	0	0	0	0		0
Average Rally	0	0	0	0		0

## Game Progress

1	QIU D./MITTELHAM (GER)	0	1	2	_2	3	3	3	*_3	4	5	5	_5	6	6	7	*_7	8	8	9	*_10	11
	ROBLES MARTINEZ. (ESP)	_0	0	0	1	1	*_2	3	4	4	_4	5	6	6	*_7	7	8	8	_9	9	9	9
2	QIU D./MITTELHAM (GER)	_0	1	1	2	2	*_3	3	3	4	_5	6	7	8	*_9	10	11					
	ROBLES MARTINEZ. (ESP)	0	0	1	_1	2	2	3	*_4	4	4	4	_4	4	4	4	4	4				
3	QIU D./MITTELHAM (GER)	0	1	1	_2	3	4	4	*_4	4	5	5	_6	7	7	8	*_8	8	8	8	_9	9
	ROBLES MARTINEZ. (ESP)	_0	0	1	1	1	*_1	2	3	4	_4	5	5	5	*_6	6	7	8	_9	10	10	11
4	QIU D./MITTELHAM (GER)	_0	0	1	1	1	*_2	3	3	4	_4	5	5	6	*_7	8	9	9	*_10	10	11	11
	ROBLES MARTINEZ. (ESP)	0	1	1	_2	3	3	3	*_4	4	5	5	_6	6	6	6	*_6	7	7	8	8	8

## Legend:

\*\*\_ Denotes first player of pair is server.

\*\_ Denotes second player of pair is server.

XD Mixed Doubles



## MATCH RESULTS

**IONESCU Ovidiu George (ROU) 3-1 ROBLES MARTINEZ A./XIAO YAO M. (ESP)**  
**SZOCS Bernadette Cynt XIAO YAO Maria**

Game Summary		Match	Game 1	Game 2	Game 3	Game 4	Game 5
<b>IONESCU O./SZOCS B.</b>	<b>ROU</b>	<b>3</b>	11	11	9	11	
ROBLES MARTINEZ A./XIAO YAO	ESP	1	6	8	11	9	
Duration		<b>26min</b>	5min	6min	7min	6min	

Match No.: XD38

Table: 1

Umpires: GEIGER Christoph (GER)

SVEILE Sanita (LAT)

Player Statistics	IONESCU O./SZOCS B. (ROU)						ROBLES MARTINEZ A./XIAO YAO M. (ESP)					
	Game					Match	Game					Match
	1	2	3	4	5		1	2	3	4	5	
Points Won	11	11	9	11		<b>42</b>	6	8	11	9		<b>34</b>
Biggest lead	5	5	1	5		<b>5</b>	-	-	3	1		<b>3</b>
Points won on own serve	7	5	5	6		<b>23</b>	4	4	6	5		<b>19</b>
Points lost on own serve	2	4	5	4		<b>15</b>	4	6	4	5		<b>19</b>
Most consecutive points won	4	3	2	4		<b>4</b>	2	5	2	5		<b>5</b>
Greatest deficit overcome	-	-	-	1		<b>1</b>	-	-	1	-		<b>1</b>
Handedness/Grip	/Shakehand - /Shakehand						Left/Shakehand - Left/Shakehand					

Game/Match Statistics	Game					Match
	1	2	3	4	5	
Longest Rally (strokes)	0	0	0	0		<b>0</b>
Average Rally	0	0	0	0		<b>0</b>

## Game Progress

1	<b>IONESCU O./SZOCS (ROU)</b>	_0	1	2	2	*_3	3	4	5	_6	7	7	8	*_8	9	9	10	<b>11</b>				
	ROBLES MARTINEZ. (ESP)	0	0	0	_1	2	2	3	*_3	3	3	_4	4	5	5	*_6	6	<b>6</b>				
2	<b>IONESCU O./SZOCS (ROU)</b>	0	1	2	*_3	3	4	5	*_5	6	7	7	_7	7	7	*_8	9	9	10	<b>11</b>		
	ROBLES MARTINEZ. (ESP)	_0	0	0	0	1	*_1	1	2	2	_2	3	4	5	*_6	7	7	7	_8	8	<b>8</b>	
3	<b>IONESCU O./SZOCS (ROU)</b>	_0	0	1	2	*_2	3	4	4	_4	5	5	5	*_6	6	6	7	_7	8	9	<b>9</b>	
	<b>ROBLES MARTINEZ. (ESP)</b>	0	1	1	_1	2	3	3	*_3	4	5	5	_6	7	7	8	*_9	9	10	10	*_10	<b>11</b>
4	<b>IONESCU O./SZOCS (ROU)</b>	0	0	1	_2	3	3	4	*_5	6	7	7	_7	7	7	*_8	8	9	10	*_10	<b>11</b>	
	ROBLES MARTINEZ. (ESP)	_0	1	1	1	1	*_2	2	2	2	_2	3	4	5	*_6	7	7	8	*_8	8	9	<b>9</b>

## Legend:

\*\*\_ Denotes first player of pair is server.

\*\_ Denotes second player of pair is server.

XD Mixed Doubles





## MATCH RESULTS

ECSEKI Nandor Istvan (HUN) 0-3 QIU Dang (GER)  
MADARASZ Dora Csilla MITTELHAM Nina

Game Summary		Match	Game 1	Game 2	Game 3	Game 4	Game 5
ECSEKI N./MADARASZ D.	HUN	0	9	6	11		
QIU D./MITTELHAM N.	GER	3	11	11	13		
Duration		27min	9min	6min	9min		

Match No.: XD39 Table: 1

Umpires: KLECKER Roman (CZE)

ZLEZARCZYK Rafal (POL)

Player Statistics	ECSEKI N./MADARASZ D. (HUN)						QIU D./MITTELHAM N. (GER)					
	Game					Match	Game					Match
	1	2	3	4	5		1	2	3	4	5	
Points Won	9	6	11			26	11	11	13			35
Biggest lead	2	-	1			2	4	5	4			5
Points won on own serve	3	4	5			12	4	6	6			16
Points lost on own serve	7	5	7			19	6	2	6			14
Most consecutive points won	4	2	3			4	6	3	5			6
Greatest deficit overcome	-	-	-			-	2	-	1			2
Handedness/Grip	/ - Right/Shakehand						Right/Penholder - Right/Shakehand					

Game/Match Statistics	Game					Match
	1	2	3	4	5	
Longest Rally (strokes)	0	0	0			0
Average Rally	0	0	0			0

## Game Progress

1	ECSEKI N./MADARA. (HUN)	0	1	2	*_2	2	2	2	*_2	2	3	4	*_5	5	6	7	*_8	9	9	9	*_9	9	
	QIU D./MITTELHAM (GER)	_0	0	0	1	2	*_3	4	5	6	_6	6	6	7	*_7	7	7	7	_8	9	10	11	
2	ECSEKI N./MADARA. (HUN)	*_0	0	0	0	1	_1	2	2	2	*_3	3	4	4	_5	6	6	6	6	6	6	6	
	QIU D./MITTELHAM (GER)	0	1	2	*_3	3	4	4	*_5	6	6	7	*_7	8	8	8	*_9	10	11				
3	ECSEKI N./MADARA. (HUN)	0	1	1	*_1	1	1	1	*_2	2	3	4	*_5	5	6	6	*_7	8	8	9	*_10	10	*_11
	QIU D./MITTELHAM (GER)	_0	0	1	2	3	*_4	5	5	6	_6	6	6	7	*_7	8	8	8	_9	9	9	10	*_10
3	ECSEKI N./MADARA. (HUN)	11	11																				
	QIU D./MITTELHAM (GER)	*_12	13																				

## Legend:

\*\_ Denotes first player of pair is server.

\*\_ Denotes second player of pair is server.

XD Mixed Doubles



---

## MEDALLISTS

Medal	Name	NOC
GOLD	QIU Dang MITTELHAM Nina	GER - Germany
SILVER	ECSEKI Nandor Istvan MADARASZ Dora Csilla	HUN - Hungary
BRONZE	IONESCU Ovidiu George SZOCS Bernadette Cynt	ROU - Romania

**Legend:**

**M** Man

**W** Woman

**we  
are  
*unity***

